

A close-up, low-angle shot of a white radiator. The radiator's surface is highly reflective, showing a bright blue reflection that matches the background. The background is a solid, textured blue. The radiator's structure, including a horizontal pipe and a vertical section, is visible. A small, dark, cylindrical component is attached to the radiator. The overall composition is clean and modern.

BROMIC[®]
HEATING

PLATINUM
SMART-HEAT™ GAS

PLATINUM SMART-HEAT™ GAS

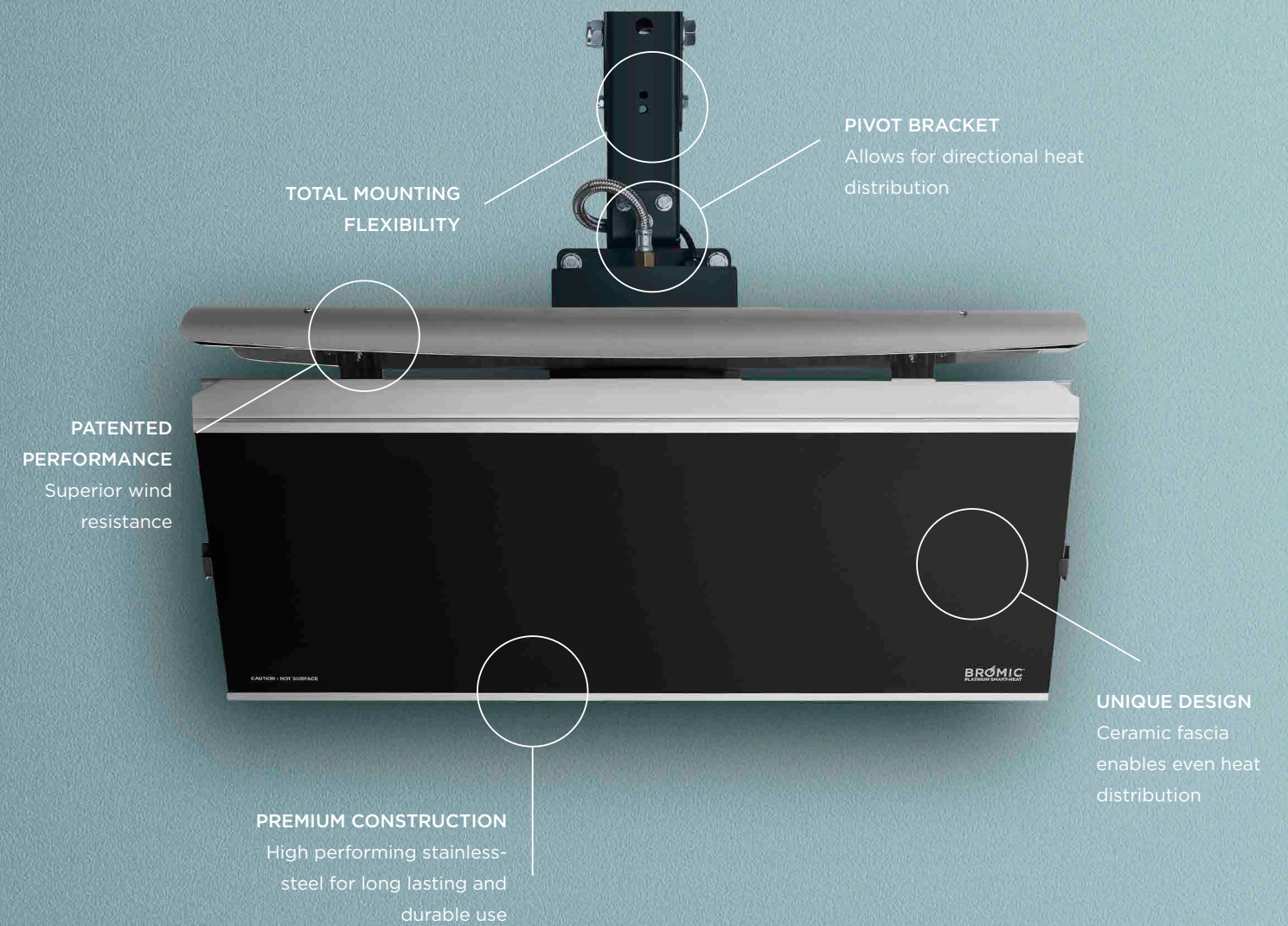
The Platinum Smart-Heat™ Gas heater series spreads heat and comfort evenly in all areas, with a soft and soothing red glow. Built with pure premium materials and designed with elegance, there is no compromise on performance, reliability and beauty.



500 SERIES



300 SERIES





EXTEND YOUR COMFORT OUTDOORS
WITH THE SUPERIOR HEAT AND
AWARD-WINNING DESIGN OF OUR
SMART-HEAT™ OUTDOOR HEATERS.

PLATINUM SMART-HEAT™ GAS

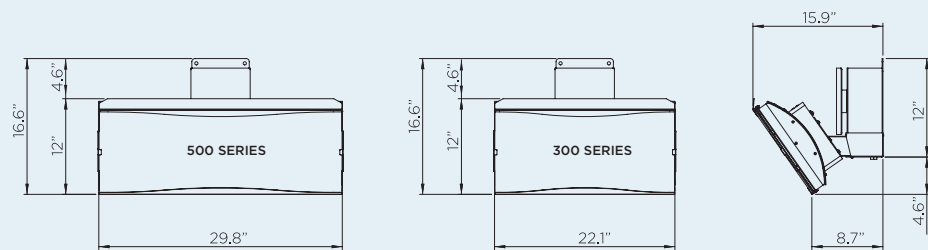
| MODEL NUMBER | 300 SERIES | 500 SERIES |
|-------------------------|---------------------------|---------------------------|
| PRODUCT CODE | BH0110002-1 BH0110001-1 | BH0110004-1 BH0110003-1 |
| FUEL TYPE | LPG NG | LPG NG |
| COLOR | BLACK STAINLESS | BLACK STAINLESS |
| HEAT AREA | 160FT ² | 215FT ² |
| RATED CURRENT | 110V/2A | 110V/2A |
| MINIMUM FLOOR CLEARANCE | 96" | 96" |
| OUTPUT | 23,600 BTU | 39,800 BTU |

| MOUNTING OPTIONS | 300 SERIES | 500 SERIES |
|------------------------|------------|------------|
| CEILING MOUNT | ✓ | ✓ |
| WALL MOUNT | ✓ | ✓ |
| RECESSED FLUSH MOUNT | - | - |
| CEILING POLE MOUNT | ✓ | ✓ |
| FREESTANDING | - | - |

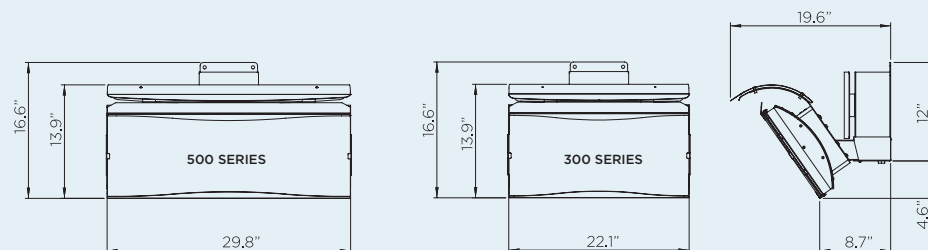
| CONTROL OPTIONS | 300 SERIES | 500 SERIES |
|-----------------------|-------------|-------------|
| ON OFF | ✓ | ✓ |
| ON OFF PRODUCT CODE | BH3130010-1 | BH3130010-1 |
| DIMMER | - | - |
| MASTER REMOTE | - | - |

Measurements displayed within this catalog are minimum requirements for installation. Bromic takes no responsibility for incorrect or non-compliant installations. All measurements in this catalog are displayed in inches.

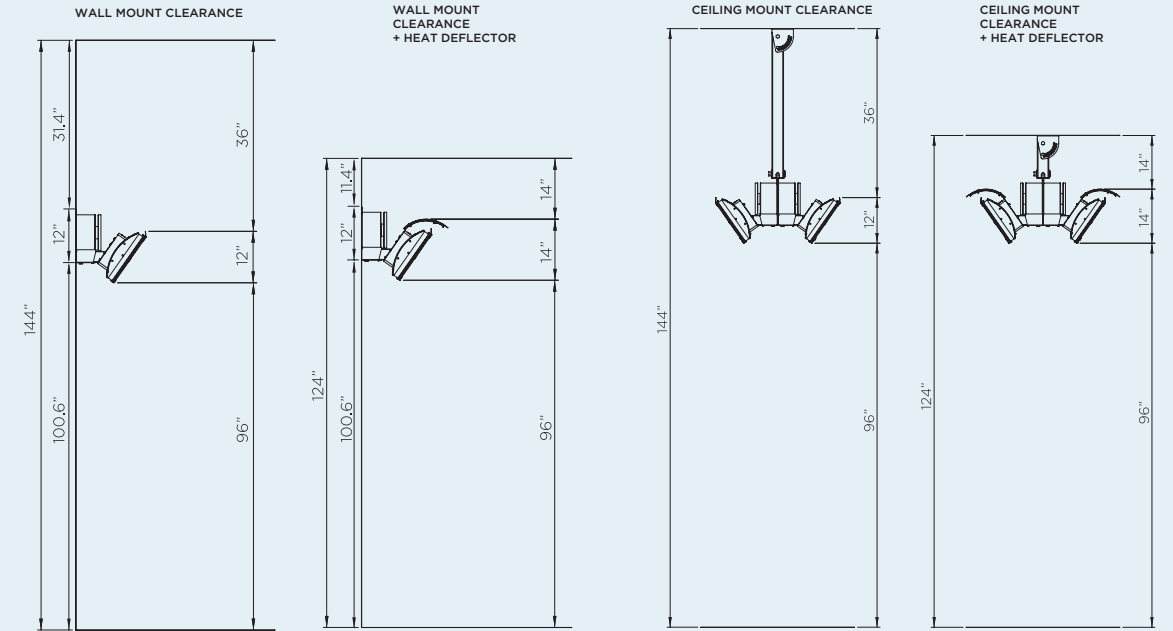
PRODUCT MEASUREMENTS



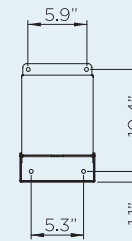
PRODUCT MEASUREMENTS WITH HEAT DEFLECTOR



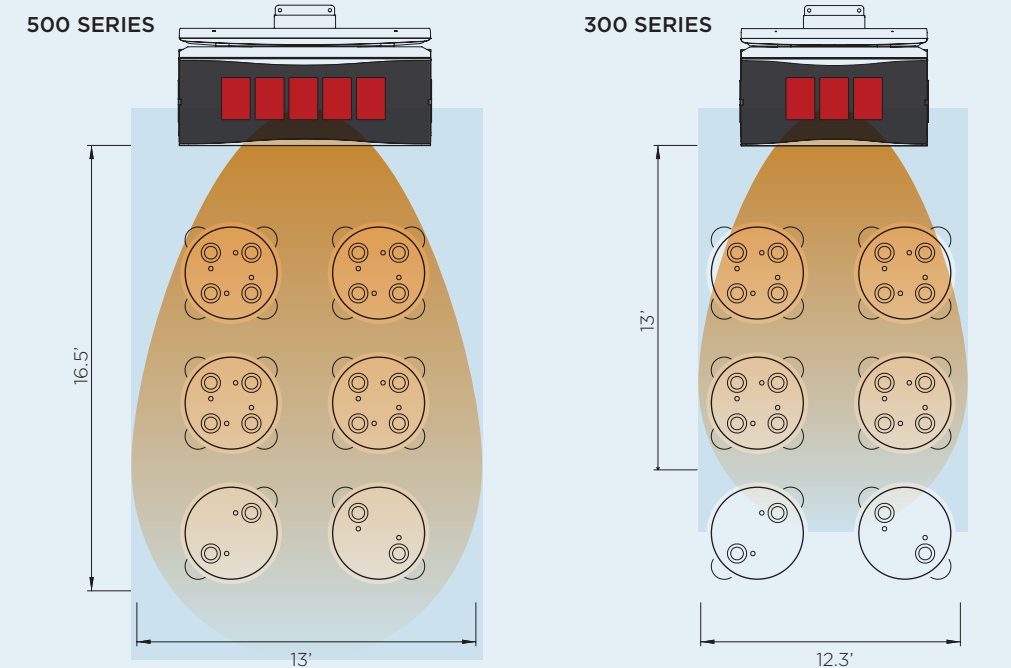
CEILING & WALL MOUNT CLEARANCE



WALL BRACKET



HEAT AREA



*HEAT AREA DEPENDENT ON AMBIENT TEMPERATURE AND WIND. OPTIMUM CONDITIONS EXPERIENCED AT APPROX 60°F AND IN A LOW WIND COVERED ENVIRONMENT.

HEATING APPROXIMATELY 215FT²
39,800 BTU HEATING POWER

HEATING APPROXIMATELY 160FT²
23,600 BTU HEATING POWER