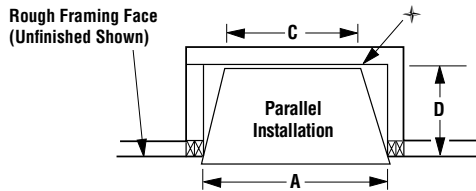
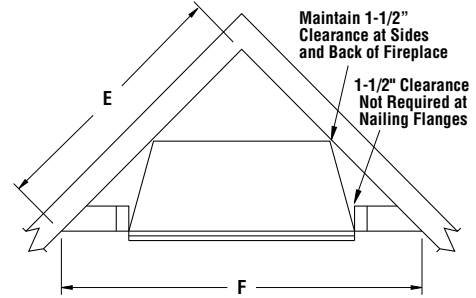
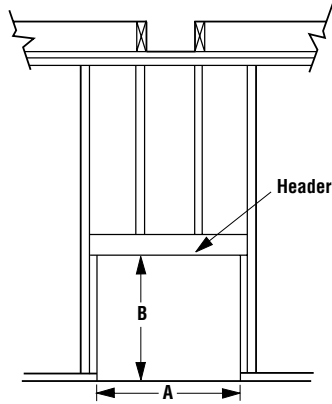


VRE4500 SERIES

VENT-FREE UNIVERSAL FIREBOXES

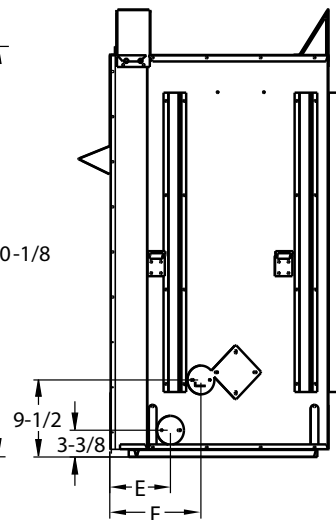
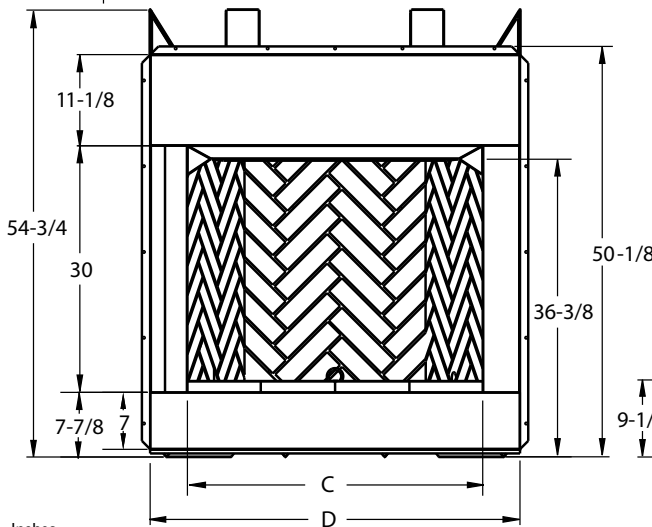
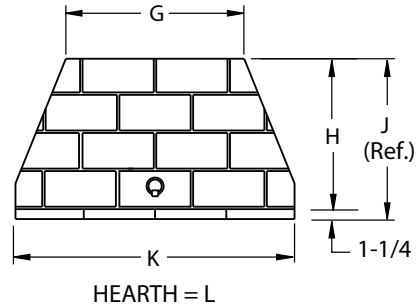
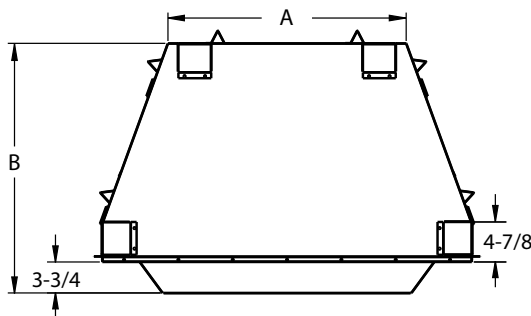
Framing Dimensions



Dim.	36"	42"	50"
A	45-3/4"	51-3/4"	59-3/4"
B	55"	55"	55"
C	29"	30-3/8"	38-3/8"
D	28-1/4"	30-1/8"	30-1/8"
E	61"	65"	71"
F	86-1/2"	92"	100"

† Back wall of chase/enclosure including finishing materials if any.

Fireplace Dimensions



Inches

Model No.	A	B	C	D	E	F	G	H	J	K	L
36"	29	30-1/2	36	45-1/4	7-3/8	11-1/8	22-1/2	19	20-1/4	35-1/4	36
42"	30-3/8	32-3/8	42	51-1/4	8-3/4	13	26-3/8	21-3/4	23	41-3/8	42
50"	38-3/8	32-3/8	50	59-1/4	8-3/4	13	34-3/8	21-3/4	23	49-3/8	50

Diagrams, illustrations and photographs are not to scale. Consult installation instructions. Product designs, materials, dimensions, specifications, colors, and prices are subject to change or discontinuance without notice.

P/N 900712-00, REV. A, 06/2021



NOTE: DIAGRAMS & ILLUSTRATIONS ARE NOT TO SCALE.

VRE4500 SERIES

Product Information

Cat. No.	Model	Ship. Weight	Shipping Volume
F0473	VRE4536RS	446 lb.	109.1 cu. ft.
F0474	VRE4536WS	446 lb.	109.1 cu. ft.
F0475	VRE4536RH	446 lb.	109.1 cu. ft.
F0476	VRE4536WH	446 lb.	109.1 cu. ft.
F0477	VRE4542RS	524 lb.	109.1 cu. ft.
F0478	VRE4542WS	524 lb.	109.1 cu. ft.

Cat. No.	Model	Ship. Weight	Shipping Volume
F0479	VRE4542RH	524 lb.	109.1 cu. ft.
F0480	VRE4542WH	524 lb.	109.1 cu. ft.
F0481	VRE4550RS	620 lb.	109.1 cu. ft.
F0482	VRE4550WS	620 lb.	109.1 cu. ft.
F0483	VRE4550RH	620 lb.	109.1 cu. ft.
F0484	VRE4550WH	620 lb.	109.1 cu. ft.

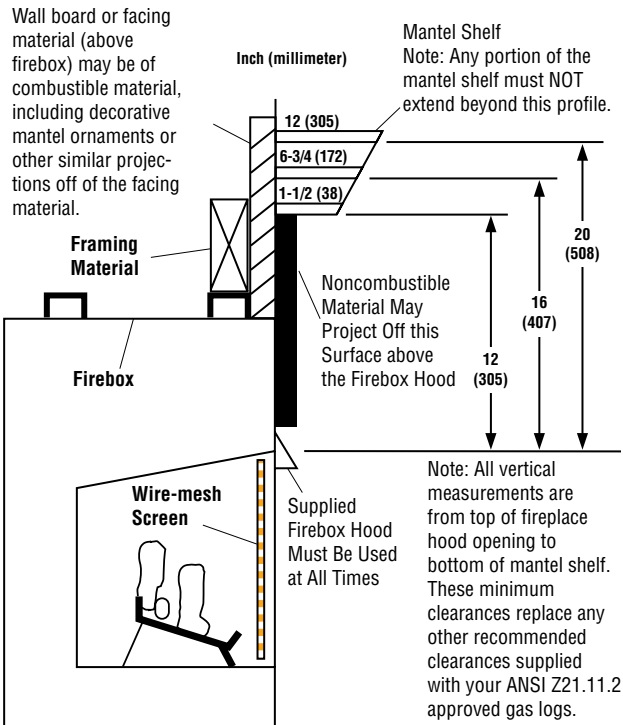
Listing Info



Report No. F09-130

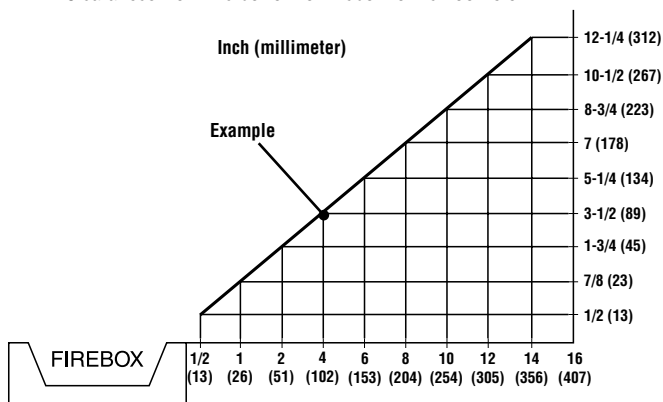
These appliances comply with National Safety Standards and are listed by PFS Corporation to ANSI Z21.91 Ventless Firebox Enclosures for Gas-Fired Unvented Decorative Room Heaters and is approved for use with appliances listed to ANSI Z21.11.2 decorative type unvented room heaters.

Clearances

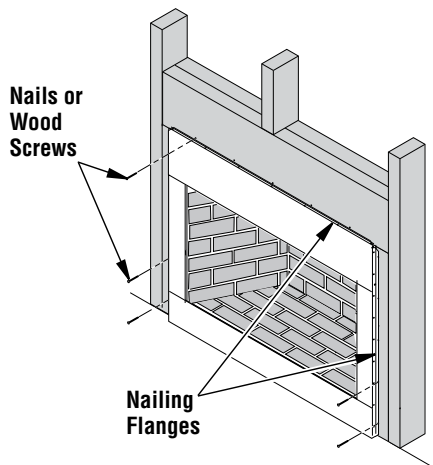


Minimum Wall and Ceiling Clearances (see figure below)

- Clearances from the side of the fireplace cabinet to any combustible material and wall should follow diagram shown here.
Example: The face of a mantel, bookshelf, etc. is made of combustible material and protrudes 3-1/2" from the wall. This combustible material must be 4" from the side of the fireplace cabinet.
- Clearances from the top of the firebox opening to the ceiling should not be less than 42".
- When the firebox is installed directly on carpeting, vinyl tile or other combustible material, other than wood flooring, the firebox should be installed on a metal or wood panel extending the full width and depth of the enclosure.
- Clearances from the bottom of firebox to the floor is 0".



Nailing Flanges



Optional Mantel

