

**Dimplex®**

2020

Furniture Line-Up



[dimplex.com](http://dimplex.com)

## Product Definitions

### Media Console and Television Stand Definitions

- ♦ All Dimplex Media Consoles and Television Stands are tested to ensure that they can support the weight of a television (100 lbs. / 45.4 Kg), TV size restrictions apply
- ♦ Media Consoles include space for audio/video components, allowing for remote control operation, plus internal routing of cords to connect the television and components  
Television Stands include open/closed spaces designed for the storage or display of photos, collectibles and décor items – these storage spaces do not include cord management to connect audio/video components to televisions. Television stands are ideal for Smart TV's.

### Additional Open Storage Option Models

- ♦ Several models include an additional open storage shelf and a fully-finished cabinet where the firebox is normally placed. These models can be sold without a firebox or provide the consumer with both options when they are purchased with a firebox.

### Fully Assembled and Fully Assembled Cabinet Definitions

- ♦ Fully Assembled models come out of the box ready to use after the protective materials have been removed
- ♦ Fully Assembled Cabinet models require that only the legs be attached, the main cabinet is otherwise fully assembled

### Cord Management Definitions

- ♦ **Front-And-Center™ Cord Management**  
Firebox loads from the front and cords all feed to the center opening for easy access and installation of home electronics - an exclusive Dimplex feature
- ♦ **Standard Cord Management**  
Models without 'Front-and-Center' designation include various cut-out locations that allow the pass-through of cords behind the unit where discrete connections can be made

### Finish Substrate Definitions

- ♦ **Wood Veneers and Solids**  
All finished surfaces are made of natural wood species as defined on each model
- ♦ **Engineered Veneer**  
All finished surfaces feature man-made wood materials
- ♦ **Laminated Furniture Board**  
All finished surfaces use high quality, 3D-textured material, laminated to composite wood panels
- ♦ **Painted Furniture Board**  
Multi-step furniture-grade finish

### GDS and DFP Models Definitions

- ♦ Models featuring a GDS prefix are group parts comprised of at least two separate cartons for the furniture and firebox components
- ♦ Models featuring a DFP prefix are one-box kits with all components in a single carton



# Media Consoles / Television Stands



Ramona - DM23-1974AU - shown with a XHD23G firebox



## Arlo

### Media Console Electric Fireplace GDS26L8-1918TW (as shown)

**Dimensions (WxHxD):**

59-7/8" x 22-7/8" x 15-3/4"

(152.0 cm x 58.1 cm x 40.0 cm)



Featuring a low-profile silhouette and pedestal base, the Arlo Media Console is right at home in small modern entertainment spaces. While the asymmetrical, black metal accents frame the unit, the open cabinetry places your favorite décor items on display, and maintains the usability of AV components. Finished in a brown, Tan Walnut finish, the Arlo Media Console Electric Fireplace is a delightfully simple way to add some flair to any space.





Laminated Furniture Board



Shown in Tan Walnut finish

# Arlo

## Media Console Electric Fireplace

### GDS26G8-1918TW (as shown)

#### Dimensions (WxHxD):

59-7/8" x 22-7/8" x 15-3/4"

(152.0 cm x 58.1 cm x 40.0 cm)

Clean, low-profile design ideal for small spaces

Includes cord management

Asymmetrical, black accents frame the unit and contrast against the Tan Walnut finish




Open cabinets with a single adjustable shelf on each side

Pedestal base raises the height of the unit

#### Optional Fireboxes

Multi-Fire XHD Series



**XHD26G**  
GDS26G8-1918TW

**XHD26L**  
GDS26L8-1918TW

Component Storage	Inches			cm		
	W	H	D	W	H	D
<b>A</b> Side shelves	16	19-1/2	14-3/4	40.8	49.5	37.5

\*One adjustable shelf.

Model #	Description	Lbs / Kg	UPC	Wty.†	Carton Dimensions (WxHxD)		Cube	
					Inches	cm	ft³	m³
Package consists of two cartons including 1 media console and 1 firebox. Choose from:								
DM2526-1918TW	Media console cabinet - Tan Walnut	57.6 / 26.2	781052 118119	1 yr.	64 x 4-3/8 x 18-7/8	162.5 x 11.0 x 48.0	3.0	0.09
XHD26L	26" Multi-Fire XHD Electric Firebox - Realogs	31.5 / 14.7	781052 110823	1 yr.	28-3/4 x 22-1/2 x 10-3/4	73.0 x 57.0 x 27.0	4.0	0.1
XHD26G	26" Multi-Fire XHD Electric Firebox - Acrylic Ice	32.5 / 14.7	781052 110816	1 yr.	28-3/4 x 22-1/2 x 10-3/4	73.0 x 57.0 x 27.0	4.0	0.1



## Asher

Media Console Electric Fireplace

GDS23L8-1905TU (as shown)

**Dimensions (WxHxD):**

65-1/8" x 25" x 15-3/4"

(165.4 cm x 63.5 cm x 40.0 cm)



Framed with black, steel mesh and constructed with a low-profile silhouette, the Asher Media Console is right at home in cozy industrial inspired spaces. With a single shelf on either side of the center console, all AV components are housed beautifully and easily accessible, while also offering additional storage in the center cabinet or a stunning 23" Multi-fire XHD firebox. Finished in a distressed Tudor Oak finish and providing ample storage and customization, the Asher Media Console is the perfect complement to spaces looking for an additional modern flair.



Laminated Furniture Board



Shown in Tudor Oak finish

# Asher

## Media Console Electric Fireplace

### GDS23G8-1905TU (as shown)

**Dimensions (WxHxD):**

65-1/8" x 25" x 15-3/4"  
(165.4 cm x 63.5 cm x 40.0 cm)

Open storage cabinets feature a single shelf

Included shelf and finished center cabinet allow for additional open storage space when the firebox is not showcased

Mixed media design with clean lines

Includes cord management




Steel mesh frames the console for an industrial chic design

Additional legs for center support

Black metal accents beautifully contrast the Tudor Oak finish

**Optional Fireboxes**

**Multi-Fire XHD Series**



**XHD23G** GDS23G8-1905TU  
**XHD23L** GDS23L8-1905TU

Component Storage	Inches			cm		
	W	H	D	W	H	D
<b>A</b> Side shelves	18-5/8	20-5/8	15-1/4	47.5	52.5	38.5

\*One shelf.



DM23-1905TU - Furniture only  
Includes additional open storage space and shelf (requires no firebox)

Model #	Description	Lbs / Kg	UPC	Wty.†	Carton Dimensions (WxHxD)		Cube	
					Inches	cm	ft³	m³
Package consists of two cartons including 1 media console and 1 firebox. Choose from:								
DM23-1905TU	Media console cabinet - Tudor Oak	80.3 / 36.5	781052 120112	1 yr.	68-1/8 x 4-3/4 x 23-1/2	173.0 x 12.0 x 59.5	4.4	0.12
XHD23L	23" Multi-Fire XHD Electric Firebox - Realogs	29.5 / 13.4	781052 115125	1 yr.	25-5/8 x 24 x 10-5/8	65.0 x 61.0 x 27.0	4.0	0.1
XHD23G	23" Multi-Fire XHD Electric Firebox - Acrylic Ice	27.6 / 12.5	781052 115118	1 yr.	25-5/8 x 24 x 10-5/8	65.0 x 61.0 x 27.0	4.0	0.1



## Audio Flex Lex

Media Console Electric Fireplace

GDS26G8-1836W (as shown)

**Dimensions (WxHxD):**

64-1/8" x 29-5/8" x 20-1/2"

(163.0 cm x 75.2 cm x 52.0 cm)



With its clean, modern lines and included speaker bar, the Audio Flex Lex is a treat for the senses. Swing the doors from front to side to easily customize the open storage and never miss a beat with the Speaker Bar, providing rich bass and crystal-clear sound. Finished in crisp White, the Audio Flex Lex Media Console Electric Fireplace is the perfect platform for home entertainment.





# Audio Flex Lex

## Media Console Electric Fireplace

### GDS26L8-1836W (as shown)

**Dimensions (WxHxD):**  
 64-1/8" x 29-5/8" x 20-1/2"  
 (163.0 cm x 75.2 cm x 52.0 cm)

Painted Furniture Board




Shown in White finish



**Soundbar included**  
 May not be exactly as illustrated. (Included with GDS group SKU's)

**Optional Fireboxes**  
**Multi-Fire XHD Series**



**XHD26G** GDS26G8-1836W      **XHD26L** GDS26L8-1836W

Component Storage	Inches			cm		
	W	H	D	W	H	D
<b>A</b> Side cupboard	17-3/4	19*	18-1/8	45.0	48.5*	46.0

\*One adjustable shelf.

Model #	Description	Lbs / Kg	UPC	Wty.*	Carton Dimensions (WxHxD)		Cube	
					Inches	cm	ft <sup>3</sup>	m <sup>3</sup>
Package consists of three cartons including 1 media console, 1 firebox and 1 sound bar. Choose from:								
DM2526-1836W	Media console cabinet - White	137.3 / 62.4	781052 108813	1 yr.	67-3/8 x 29-5/8 x 20-1/2	163.0 x 75.2 x 52.0	15.3	0.43
XHD26L	26" Multi-Fire XHD Electric Firebox - Realogs	31.5 / 14.7	781052 110823	1 yr.	28-3/4 x 22-1/2 x 10-3/4	73.0 x 57.0 x 27.0	4.0	0.1
XHD26G	26" Multi-Fire XHD Electric Firebox - Acrylic Ice	32.5 / 14.7	781052 110816	1 yr.	28-3/4 x 22-1/2 x 10-3/4	73.0 x 57.0 x 27.0	4.0	0.1



## David

Media Console Electric Fireplace

GDS50G5-1592SM (as shown)

**Dimensions (WxHxD):**

74" x 32-1/8" x 19"

(188.0 cm x 81.6 cm x 48.3 cm)



The trendy styling of the David media console provides layers of depth and symmetry which complement the dazzling, 50" panoramic firebox with acrylic ice and 3D flame effect. A black glass top crowns the Smoke finished cabinet, creating an open storage area above the firebox with two additional open storage areas on either end complete with glass shelves.



Ash Veneer



Shown in Smoke finish

# David

## Media Console Electric Fireplace

### GDS50G5-1592SM (as shown)

**Dimensions (WxHxD):**

74" x 32-1/8" x 19"

(188.0 cm x 81.6 cm x 48.3 cm)

**Fully Assembled**



**Firebox**

**Prism Series**



**BLF5051**  
GDS50G5-1592SM

**Accessory**

**Driftwood and River Rock Accessory Package**



**LF50DWS-KIT**  
Shown with the BLF5051

Component Storage	Inches			cm		
	W	H	D	W	H	D
<b>A</b> Top shelf	54	4-3/8	17-1/4	137.2	11.2	44.0
<b>B</b> Side shelves	8-3/8	26-1/8*	16-7/8	21.3	66.4 *	43.0

\*One adjustable shelf.

Model #	Description	Lbs / Kg	UPC	Wty. <sup>†</sup>	Carton Dimensions (WxHxD)		Cube	
					Inches	cm	ft <sup>3</sup>	m <sup>3</sup>
Package consists of two cartons including 1 media console and 1 firebox.								
DM50-1592SM	Media console cabinet - Smoke	220 / 100	781052 101968	1 yr.	77-5/8 x 35-1/4 x 22-1/4	197.0 x 89.5 x 56.5	35.3	1.0
BLF5051	50" Linear Electric Fireplace	75 / 34.1	781052 098787	2 yr.	55 x 13 x 23-1/4	139.7 x 33.0 x 58.9	9.6	0.3
LF50DWS-KIT	50" Driftwood & River Rock Accessory Package	7 / 3.17	781052 102842		34-1/4 x 5-7/8 x 8-1/8	87.2 x 14.98 x 20.6		



## Dean

### Media Console Electric Fireplace

GDS25G5-1909WI (as shown)

**Dimensions (WxHxD):**

65" x 26-3/4" x 16-3/4"

(165.0 cm x 67.8 cm x 42.6 cm)



A pleasing, modern aesthetic is delivered by the clean lines and industrial style of the Dean Media Console Electric Fireplace. Mesh doors, discreetly display electronics and décor items on a single, adjustable shelf housed in twin media cabinets that frame the center cabinet of the unit. Taking center stage is the dazzling Dimplex flame effect in the 25" DFR firebox, or display your favorite décor items when more open storage is required with the included center shelf. Finished in dark grey Wrought Iron finish, the Dean Media Console is a complementary unit that adapts to nearly any modern space.





Laminated Furniture Board



Shown in Wrought Iron finish

# Dean

## Media Console Electric Fireplace GDS25L5-1909WI (as shown)

### Dimensions (WxHxD):

65" x 26-3/4" x 16-3/4"  
(165.0 cm x 67.8 cm x 42.6 cm)

**DFR2551L and DFR2551G  
ARE NOT SOLD SEPARATELY**



### Also Available

**DFR Series**



GDS25G5-1909WI    GDS25L5-1909WI



DM26-1909WI - Furniture only  
Includes additional open storage space and shelf  
(requires no firebox)

Component Storage	Inches			cm		
	W	H	D	W	H	D
<b>A</b> Side cupboard	17-3/4	19-1/2*	14-5/8	45.0	49.5*	37.0

\*One adjustable shelf.

Model #	Description	Lbs / Kg	UPC	Wty. <sup>†</sup>	Carton Dimensions (WxHxD)		Cube	
					Inches	cm	ft <sup>3</sup>	m <sup>3</sup>
DM26-1909WI	Media console cabinet - Wrought Iron	57.6 / 26.2	781052 120143	1 yr.	69-3/4 x 5-1/8 x 22-5/8	177.0 x 13.0 x 57.5	4.7	0.13

Package consists of two cartons including 1 media console and 1 firebox. Choose from:



## Haley

Media Console Electric Fireplace  
GDS50G5-1671RG (as shown)

**Dimensions (WxHxD):**

76" x 31-1/8" x 17-3/4"

(193.0 cm x 79.1 cm x 45.0 cm)



The clean, contemporary lines of the Haley Media Console Electric Fireplace are elevated by a dash of industrial design with its robust metal feet. Integrated speaker compartment and a stunning linear fireplace make this design a marvel of technology. Presented in a Rift Grey finish, the Haley Media Console is a picture-perfect modern complement to home entertainment.



Engineered Veneer



Shown in Rift Grey finish

# Haley

## Media Console Electric Fireplace GDS50G5-1671RG (as shown)

### Dimensions (WxHxD):

76" x 31-1/8" x 17-3/4"  
(193.0 cm x 79.1 cm x 45.0 cm)

### Fully Assembled



### Firebox

#### Prism Series



BLF5051  
GDS50G5-1671RG

### Accessory

#### Driftwood and River Rock Accessory Package



LF50DWS-KIT  
Shown with the BLF5051

Component Storage	Inches			cm		
	W	H	D	W	H	D
<b>A</b> Side shelves	24	6-1/2	16	61.0	16.6	40.5
<b>B</b> Center shelf	25-1/4	6-1/2	16	64.0	16.6	40.5
<b>C</b> Side Cupboard	11-3/4	19-5/8*	16-3/4	29.9	50.0*	42.6

\*One adjustable shelf.



Alternative opening storage for media.

Model #	Description	Lbs / Kg	UPC	Wty.†	Carton Dimensions (WxHxD)		Cube	
					Inches	cm	ft³	m³
Package consists of three cartons including 1 media console, 1 firebox and 1 sound bar.								
DM50-1671RG	Media Console Kit - Rift Grey	178.6 / 181.1	781052 108332	1 yr.	79-1/8 x 33-7/8 x 21-3/8	201.0 x 86.0 x 54.0	33.0	0.9
BLF5051	50" Linear Electric Fireplace	75 / 34.1	781052 098787	2 yr.	55 x 13 x 23-1/4	139.7 x 33.0 x 58.9	9.6	0.3
LF50DWS-KIT	50" Driftwood & River Rock Accessory Package	7 / 3.17	781052 102842		34-1/4 x 5-7/8 x 8-1/8	87.2 x 14.98 x 20.6		



## Haley

Media Console Electric Fireplace

GDS50G5-1671W (as shown)

**Dimensions (WxHxD):**

76" x 31-1/8" x 17-3/4"

(193.0 cm x 79.1 cm x 45.0 cm)



The clean, contemporary lines of the Haley Media Console Electric Fireplace are elevated by a dash of industrial design with its robust metal feet. Integrated speaker compartment and a stunning linear fireplace make this design a marvel of technology. Presented in a crisp White finish, the Haley Media Console is a picture-perfect modern complement to home entertainment.





# Haley

## Media Console Electric Fireplace GDS50G5-1671W (as shown)

### Dimensions (WxHxD):

76" x 31-1/8" x 17-3/4"  
(193.0 cm x 79.1 cm x 45.0 cm)

Painted Furniture Board



Shown in White finish

### Fully Assembled

### Soundbar included

May not be exactly as illustrated. (Included with GDS group SKU's)



### Firebox

#### Prism Series



**BLF5051**  
GDS50G5-1671W

### Accessory

#### Driftwood and River Rock Accessory Package



**LF50DWS-KIT**  
Shown with the BLF5051

Component Storage	Inches			cm		
	W	H	D	W	H	D
<b>A</b> Side shelves	24	6-1/2	16	61.0	16.6	40.5
<b>B</b> Center shelf	25-1/4	6-1/2	16	64.0	16.6	40.5
<b>C</b> Side Cupboard	11-3/4	19-5/8*	16-3/4	29.9	50.0*	42.6

\*One adjustable shelf.



Alternative opening storage for media.

Model #	Description	Lbs / Kg	UPC	Wty.†	Carton Dimensions (WxHxD)		Cube	
					Inches	cm	ft³	m³
Package consists of three cartons including 1 media console, 1 firebox and 1 sound bar.								
DM50-1671W	Media Console Kit - White	178.6 / 181.1	781052 108301	1 yr.	79-1/8 x 33-7/8 x 21-3/8	201.0 x 86.0 x 54.0	33.0	0.9
BLF5051	50" Linear Electric Fireplace	75 / 34.1	781052 098787	2 yr.	55 x 13 x 23-1/4	139.7 x 33.0 x 58.9	9.6	0.3
LF50DWS-KIT	50" Driftwood & River Rock Accessory Package	7 / 3.17	781052 102842		34-1/4 x 5-7/8 x 8-1/8	87.2 x 14.98 x 20.6		



## Jesse

Television Stand Electric Fireplace

GDS25L5-1908IM (as shown)

**Dimensions (WxHxD):**

65" x 26" x 15-3/4"

(165.1 cm x 66.0 cm x 40.0 cm)



With a clean, block design and low-profile silhouette the Jesse Television Stand Electric Fireplace embraces a contemporary, industrial esthetic. A single, adjustable shelf is concealed within twin media cabinets, flanking the center cabinet and enclosed by reversible door inserts with a chalkboard finish on one side. Featuring a 26" fireplace and finished in a cool Iron Mountain grey finish, the Jesse Television Stand enhances any space with a sleek silhouette.



Laminated Furniture Board



Shown in Iron Mountain finish

# Jesse


## Television Stand Electric Fireplace GDS25G5-1908IM (as shown)

### Dimensions (WxHxD):

65" x 26" x 15-3/4"

(165.1 cm x 66.0 cm x 40.0 cm)

**DFR2551L and DFR2551G  
ARE NOT SOLD SEPARATELY**



Reversible door panels and complementary black door pulls

### Also available

**DFR Series**



GDS25G5-1908IM

GDS25L5-1908IM



DM26-1908IM - Furniture only  
Includes additional open storage space and shelf (requires no firebox)

Component Storage	Inches			cm		
	W	H	D	W	H	D
<b>A</b> Side cupboard	16-5/8	19-1/2*	14-5/8	42.4	49.6*	37.2

\*One adjustable shelf.

Model #	Description	Lbs / Kg	UPC	Wty.*	Carton Dimensions (WxHxD)		Cube	
					Inches	cm	ft <sup>3</sup>	m <sup>3</sup>
Package consists of two cartons including 1 media console and 1 firebox. Choose from:								
DM26-1908IM	Media console cabinet - Iron Mountain	92.4 / 42	781052 120129	1 yr.	69-3/4 x 8-3/8 x 22-5/8	177.0 x 21.0 x 57.5	7.5	0.21



## Joseph

### Media Console Electric Fireplace

#### GDS33LD-DX1113 (as shown)

**Dimensions (WxHxD):**

67-7/8" x 41-1/8" x 18-1/8"

(172.4 cm x 104.3 cm x 46.1 cm)

**ONLY AVAILABLE IN USA**



Contemporary clean lines contrast beautifully with the hand-painted faux ledgerrock of the Joseph Media Console. Featuring open storage around the entire unit, and a single, adjustable glass shelf on either side of the firebox, Joseph provides ample storage room that is completely accessible. Finished in a grey toned, Anthracite finish, Joseph is a captivating addition to home entertainment rooms.





Laminated Furniture Board



Shown in Anthracite finish

# Joseph

## Media Console Electric Fireplace

### GDS33GD-DX1113 (as shown)

**Dimensions (WxHxD):**  
 67-7/8" x 41-1/8" x 18-1/8"  
 (172.4 cm x 104.3 cm x 46.1 cm)

**ONLY AVAILABLE IN USA**

**Fully Assembled**



**Optional Fireboxes**



**PF3033HG** GDS33GD-DX1113    **PF3033HL** GDS33LD-DX1113    **DF3033ST** GDS33L3-DX1113

Component Storage	Inches			cm		
	W	H	D	W	H	D
<b>A</b> Top shelf	20-1/2	7	17-1/4	52.1	17.5	44.0
<b>B</b> Centre shelf	22-1/4	7	17-1/4	56.4	17.5	44.0
<b>C</b> Side cupboard	8	28-1/4*	17-1/4	20.1	71.8*	44.0

\*One adjustable shelf.

Model #	Description	Lbs / Kg	UPC	Wty.†	Carton Dimensions (WxHxD)		Cube	
					Inches	cm	ft³	m³
Package consists of two cartons including 1 media console and 1 firebox. Choose from:								
DX1-113	Media console cabinet - Anthracite	170.1 / 77.3	781052 102149	1 yr.	70 x 44 x 20	177.8 x 111.8 x 50.8	35.6	1.01
PF3033HG	33" Multi-Fire X Electric Firebox - Acrylic Ice	60 / 27.2	781052 095038	1 yr.	38-1/4 x 17 x 29-1/8	97.0 x 43.2 x 74.0	10.9	0.3
PF3033HL	33" Multi-Fire XD™ Electric Firebox - Realogs	60 / 27.2	781052 094857	1 yr.	38-1/4 x 17 x 29-1/8	97.0 x 43.2 x 74.0	10.9	0.3
DF3033ST	33" Self-trimming Electric Firebox - Logs	60.4 / 27.5	781052 054271	5 yr.	37-1/4 x 13 x 27-5/8	94.2 x 33.0 x 70.1	7.7	0.2

## Marvin

### Media Console Electric Fireplace GDS50G5-DX3020 (as shown)

**Dimensions (WxHxD):**

74" x 32" x 19-1/4"

(188.0 cm x 81.3 cm x 48.9 cm)

**ONLY AVAILABLE IN USA**

The Marvin Media Console Electric Fireplace is defined by its dramatic linear design. For home theater enthusiasts, the central storage space includes a speaker grille to conceal a sound bar. Twin storage cabinets flank the dramatic linear fireplace creating a beautiful esthetic that balances its impressive scale. Finished in a warm driftwood finish, the Marvin Media Console is the perfect addition to transitional spaces in need of an inspiring focal point.



Shown in Driftwood finish

## Marvin Media Console Electric Fireplace GDS50G5-DX3020 (as shown)

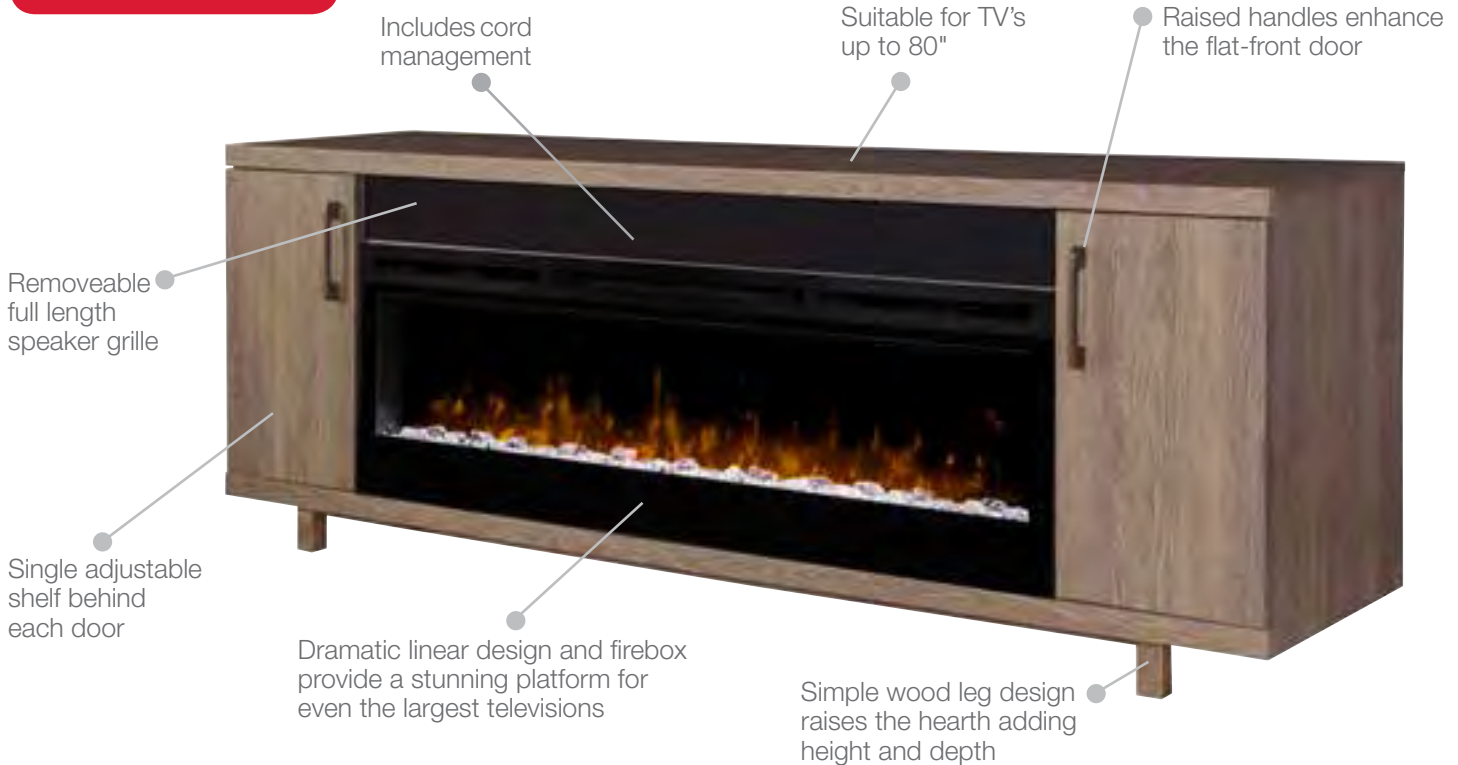
### Dimensions (WxHxD):

74" x 32" x 19-1/4"

(188.0 cm x 81.3 cm x 48.9 cm)

**ONLY AVAILABLE IN USA**

**Fully Assembled**



### Firebox

Prism Series



BLF5051

### Accessory

Driftwood and River Rock  
Accessory Package



LF50DWS-KIT



Shown with cabinet doors open.

Component Storage	Inches			cm		
	W	H	D	W	H	D
<b>A</b> Top shelf	50-3/4	6-1/8	17	129.0	15.6	43.2
<b>B</b> Side cupboard	10-1/8	24-3/4*	17-1/8	25.8	62.8*	43.5

\*One adjustable shelf.

Model #	Description	Lbs / Kg	UPC	Wty.†	Carton Dimensions (WxHxD)		Cube	
					Inches	cm	ft³	m³
Package consists of two cartons including 1 media console and 1 firebox.								
DX3-020	Media console cabinet - Driftwood	231 / 105	781052 133648	1 yr.	80 x 38 x 23	203.2 x 96.5 x 58.5	40.5	01.15
BLF5051	50" Linear Electric Fireplace - Prism Series	75 / 34.1	781052 098787	2 yr.	55 x 13 x 23-1/4	139.7 x 33.0 x 58.9	9.6	0.3
BLF50	50" Linear Electric Fireplace	75 / 34.1	781052 061149	2 yr.	55 x 13 x 23-1/4	139.7 x 33.0 x 58.9	9.6	0.3
LF50DWS-KIT	50" Driftwood & River Rock Accessory Package	7 / 3.17	781052 102842		34-1/4 x 5-7/8 x 8-1/8	87.2 x 14.98 x 20.6		



## Max

### Media Console Electric Fireplace GDS25G8-1651CW (as shown)

**Dimensions (WxHxD):**

62" x 24" x 16-1/2"

(157.6 cm x 61.0 cm x 41.8 cm)



Scandinavian style with a low-profile design creates the minimal, yet sleek appearance of the Max Media Console. The distinctive cabinet doors feature glass inserts that allow a view into the storage area, which is also ideal for electronics. Strong, simple legs provide an elegant finishing touch and create a stunning silhouette in a grey, Carbon finish.





Laminated Furniture Board



Shown in Carbon finish

# Max

## Media Console Electric Fireplace

### GDS25L8-1651CW (as shown)


#### Dimensions (WxHxD):

62" x 24" x 16-1/2"  
(157.6 cm x 61.0 cm x 41.8 cm)



#### Optional Fireboxes

Multi-Fire XHD Series



**XHD26G** GDS25G8-1651CW  
**XHD26L** GDS25L8-1651CW

Component Storage	Inches			cm		
	W	H	D	W	H	D
<b>A</b> Side cupboard	14-1/4	19-1/4*	15-7/8	43.7	48.5*	37.5

\*One adjustable shelf.

Model #	Description	Lbs / Kg	UPC	Wty. <sup>†</sup>	Carton Dimensions (WxHxD)		Cube	
					Inches	cm	ft <sup>3</sup>	m <sup>3</sup>
Package consists of two cartons including 1 media console and 1 firebox. Choose from:								
DM25-1651CW	Media console cabinet - Carbon	83.8 / 38.1	781052 103672	1 yr.	66-3/4 x 7-3/4 x 21-1/8	169.4 x 12.0 x 53.5	3.84	0.11
XHD26L	26" Multi-Fire XHD Electric Firebox - Realogs	31.5 / 14.7	781052 110823	1 yr.	28-3/4 x 22-1/2 x 10-3/4	73.0 x 57.0 x 27.0	4.0	0.1
XHD26G	26" Multi-Fire XHD Electric Firebox - Acrylic Ice	32.5 / 14.7	781052 110816	1 yr.	28-3/4 x 22-1/2 x 10-3/4	73.0 x 57.0 x 27.0	4.0	0.1



## Olivia

Media Console Electric Fireplace

DFP25LD-1934SF (as shown)

**Dimensions (WxHxD):**

71" x 39" x 20"

(180.3 cm x 99.1 cm x 50.8 cm)



Inspired by the old southern charm of simpler days, Olivia features ornate sliding screen doors that glide along metal rails to conceal media or add charm to the flame effect. Finished in Stone Fox on authentic white birch, the Olivia Media Console Electric Fireplace blends seamlessly with all décor styles and captivates the room.



White Birch Veneer



Shown in Stone Fox finish

# Olivia

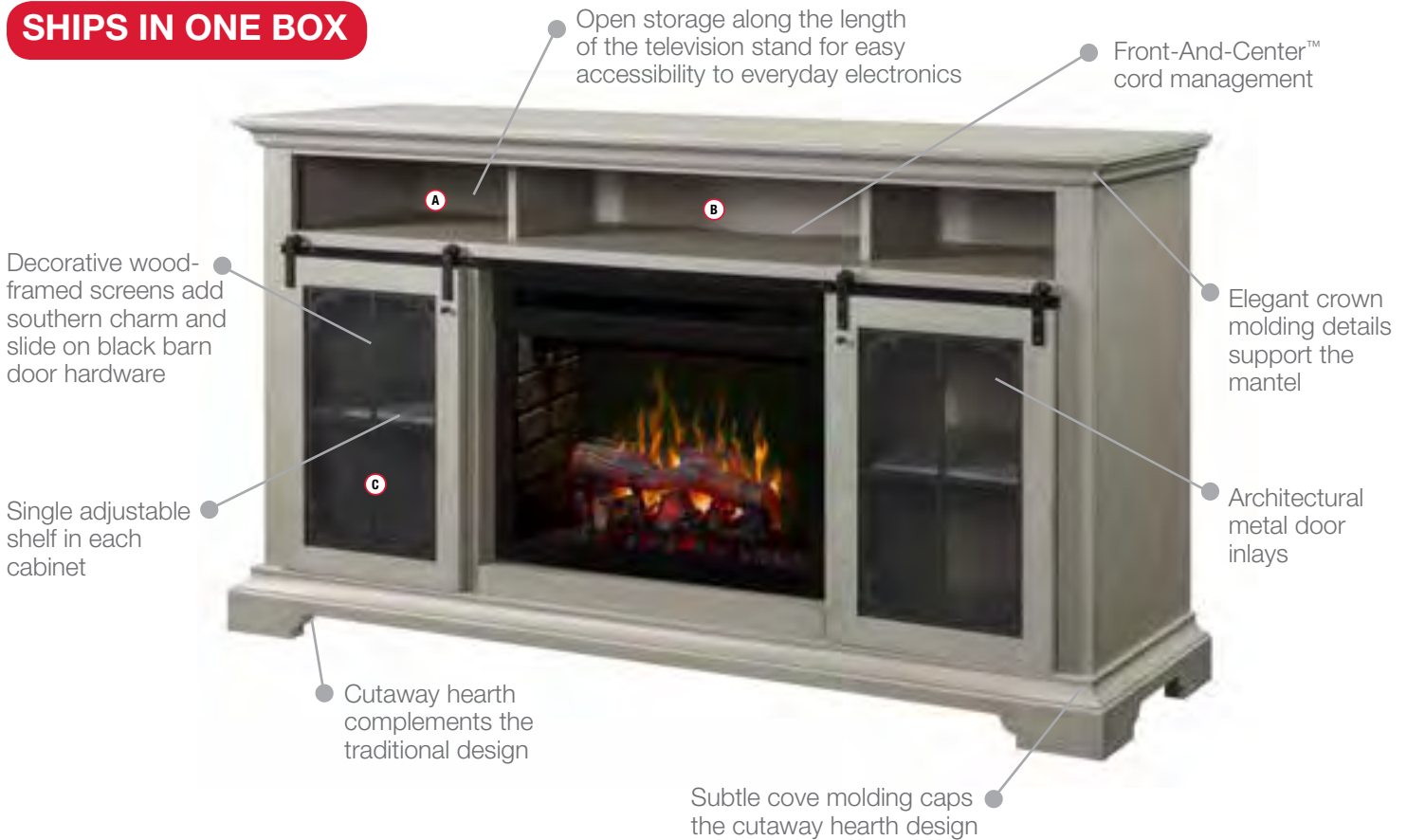
## Media Console Electric Fireplace DFP25LD-1934SF (as shown)

### Dimensions (WxHxD):

71" x 39" x 20"

(180.3 cm x 99.1 cm x 50.8 cm)

**SHIPS IN ONE BOX**



Component Storage	Inches			cm		
	W	H	D	W	H	D
A Top shelf	16-1/4	5-7/8	17	41.0	15.0	43.0
B Centre shelf	29-3/8	5-7/8	17	74.0	15.0	43.0
C Side cupboard	16-1/4	24*	17	41.0	61.0*	43.0

\*One adjustable shelf.

Model #	Description	Lbs / Kg	UPC	Wty. <sup>†</sup>	Carton Dimensions (WxHxD)		Cube	
					Inches	cm	ft <sup>3</sup>	m <sup>3</sup>
DFP25LD-1934SF	Media console cabinet - Stone Fox & PF2325HL	242 / 110	781052 120174	1 yr.	74 x 41-1/2 x 23	188.0 x 105.5 x 58.5	341	1.16

Package consists of one carton including 1 media console and 1 firebox.



## Pierre

### Media Console Electric Fireplace GDS25G8-1571ST (as shown)

**Dimensions (WxHxD):**

60-3/4" x 30-1/2" x 17-3/4"

(154.2 cm x 77.5 cm x 45.0 cm)



The Pierre Media Console has a sleek and modern design with exaggerated leg detail. Its honed open grained grey finish highlights the exceptional design value of the piece. It's versatile and sleek; smart and modern. The Pierre features a dazzling 25" Multi-Fire XHD® fireplace.





Laminated Furniture Board



Shown in Steeltown finish

# Pierre

## Media Console Electric Fireplace


### GDS25L8-1571ST (as shown)

**Dimensions (WxHxD):**  
 60-3/4" x 30-1/2" x 17-3/4"  
 (154.2 cm x 77.5 cm x 45.0 cm)



#### Optional Fireboxes

Multi-Fire XHD Series



**XHD26G** GDS25G8-1571ST     **XHD26L** GDS25L8-1571ST

Component Storage	Inches			cm		
	W	H	D	W	H	D
<b>A</b> Side shelves	14-1/4	4-1/4	15-7/8	36.1	10.7	40.5
<b>B</b> Centre shelf	26-3/8	4-1/4	15-7/8	67.0	10.7	40.5
<b>C</b> Side Cupboard	14-1/4	19-1/4*	15-7/8	36.1	48.5*	40.5

\*One adjustable shelf.

Model #	Description	Lbs / Kg	UPC	Wty.*	Carton Dimensions (WxHxD)		Cube	
					Inches	cm	ft³	m³
Package consists of two cartons including 1 media console and 1 firebox. Choose from:								
DM25-1571ST	Media console cabinet - Elm Brown	129.4 / 58.8	781052 099982	1 yr.	62-5/8 x 9-1/2 x 20-1/2	159.0 x 24.0 x 52.0	7.0	0.2
XHD26L	26" Multi-Fire XHD Electric Firebox - Realogs	31.5 / 14.7	781052 110823	1 yr.	28-3/4 x 22-1/2 x 10-3/4	73.0 x 57.0 x 27.0	4.0	0.1
XHD26G	26" Multi-Fire XHD Electric Firebox - Acrylic Ice	32.5 / 14.7	781052 110816	1 yr.	28-3/4 x 22-1/2 x 10-3/4	73.0 x 57.0 x 27.0	4.0	0.1



## Ramona

Media Console Electric Fireplace

GDS23G8-1974AU (as shown)

**Dimensions (WxHxD):**

55-7/8" x 29-7/8" x 18-1/8"

(142.0 cm x 76.0 cm x 46.0 cm)



Embracing the modern, industrial furniture trend the Ramona Media Console Electric Fireplace is an open-concept unit that showcases décor and AV components. Designed with mixed-media construction of steel accents and laminated furniture board, the single shelf on either side of the firebox frame the unit perfectly. Featuring a 23" firebox and finished in a distressed Autumn Bronze finish, the Ramona Media Console's low-profile silhouette is at home in cozy modern spaces.



Laminated Furniture Board



Shown in Autumn Bronze finish

# Ramona

## Media Console Electric Fireplace

### GDS23L8-1974AU (as shown)


#### Dimensions (WxHxD):

55-7/8" x 29-7/8" x 18-1/8"  
(142.0 cm x 76.0 cm x 46.0 cm)



#### Optional Fireboxes

##### Multi-Fire XHD Series



**XHD23G**  
GDS23G8-1974AU

**XHD23L**  
GDS23L8-1974AU

Component Storage	Inches			cm		
	W	H	D	W	H	D
<b>A</b> Side shelves	14-3/4	20-5/8	17-1/2	37.8	52.5	44.5

\*One fixed shelf.

Model #	Description	Lbs / Kg	UPC	Wty. <sup>†</sup>	Carton Dimensions (WxHxD)		Cube	
					Inches	cm	ft <sup>3</sup>	m <sup>3</sup>
Package consists of two cartons including 1 media console and 1 firebox. Choose from:								
DM23-1974AU	Media console cabinet - Autumn Bronze	83.2 / 37.8	781052 120105	1 yr.	59-1/8 x 5-3/8 x 20-1/2	150.0 x 13.5 x 52.0	3.7	0.11
XHD23L	23" Multi-Fire XHD Electric Firebox - Realogs	29.5 / 13.4	781052 115125	1 yr.	25-5/8 x 24 x 10-5/8	65.0 x 61.0 x 27.0	4.0	0.1
XHD23G	23" Multi-Fire XHD Electric Firebox - Acrylic Ice	27.6 / 12.5	781052 115118	1 yr.	25-5/8 x 24 x 10-5/8	65.0 x 61.0 x 27.0	4.0	0.1



## Sander

Media Console Electric Fireplace

GDS25GD-1686CW (as shown)

**Dimensions (WxHxD):**

66-3/8" x 27-7/8" x 15-3/8"

(168.6 cm x 70.9 cm x 39.0 cm)



Simplicity is the hallmark of the Sander's strong design. Metal feet elevate the design and accentuate the strong, clean lines in Carbon Grey finish. Storage is provided by stacked drawers of different sizes that feature long, sleek handles on a playful offset. Open upper storage allows ample room for electronics and a pedestal for even the largest televisions.





Laminated Furniture Board



Shown in Carbon finish

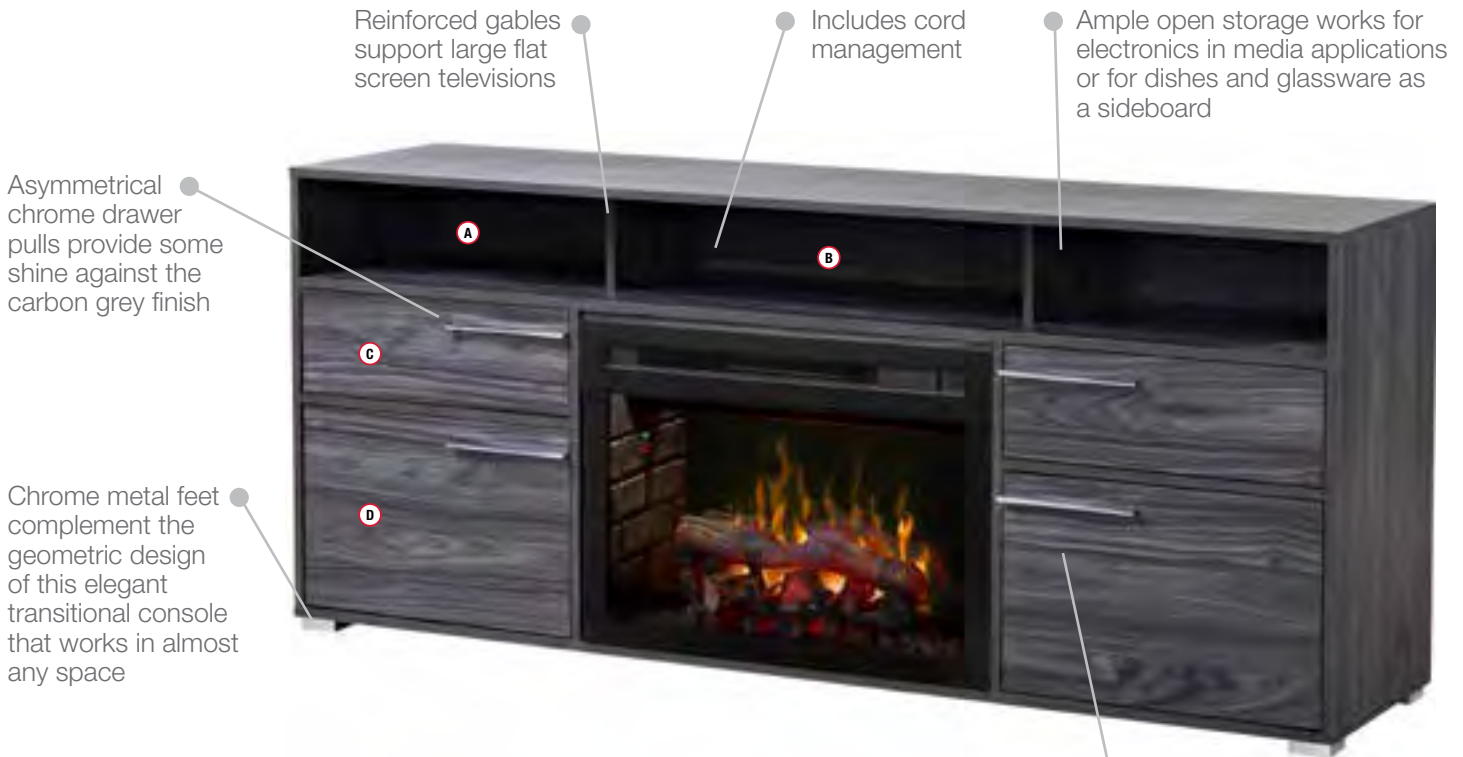
# Sander

## Media Console Electric Fireplace GDS25LD-1686CW (as shown)

### Dimensions (WxHxD):

66-3/8" x 27-7/8" x 15-3/8"

(168.6 cm x 70.9 cm x 39.0 cm)



Asymmetrical chrome drawer pulls provide some shine against the carbon grey finish

Chrome metal feet complement the geometric design of this elegant transitional console that works in almost any space

Reinforced gables support large flat screen televisions

Includes cord management

Ample open storage works for electronics in media applications or for dishes and glassware as a sideboard

A bank of stacked drawers, rather than doors, makes this design ideal as a sideboard or buffet

### Optional Fireboxes

#### Multi-Fire XHD Series



**XHD26G**  
GDS25G8-1686CW



**XHD26L**  
GDS25L8-1686CW



**PF2325HG**  
GDS25GD-1686CW



**PF2325HL**  
GDS25LD-1686CW

Component Storage	Inches			cm		
	W	H	D	W	H	D
<b>A</b> Side shelves	18-3/4	5-7/8	14-3/8	47.7	15.0	36.5
<b>B</b> Centre shelf	23-3/8	5-7/8	14-3/8	67.0	15.0	36.5
<b>C</b> Top drawers	16-1/2	4-1/4	12-5/8	42.0	10.5	32.0
<b>D</b> Bottom drawers	16-1/2	7-7/8	12-5/8	42.0	19.8	32.0

Model #	Description	Lbs / Kg	UPC	Wty. <sup>†</sup>	Carton Dimensions (WxHxD)		Cube	
					Inches	cm	ft <sup>3</sup>	m <sup>3</sup>
Package consists of two cartons including 1 media console and 1 firebox. Choose from:								
DM25-1686CW	Media console cabinet - Carbon	117.1 / 53.2	781052 103917	1 yr.	71 x 5-1/8x 22-1/4	180.4 x 13.0 x 57.0	4.72	0.13
PF2325HL	25" Multi-Fire XD Electric Firebox - Realogs	40 / 18.2	781052 095021	1 yr.	29-1/4 x 13-3/8 x 21-1/2	74.2 x 54.6 x 34.0	4.9	0.1
PF2325HG	25" Multi-Fire XD Electric Firebox - Acrylic Ice	40 / 18.2	781052 095014	1 yr.	29-1/4 x 13-3/8 x 21-1/2	74.2 x 54.6 x 34.0	4.9	0.1
XHD26L	26" Multi-Fire XHD Electric Firebox - Realogs	31.5 / 14.7	781052 110823	1 yr.	28-3/4 x 22-1/2 x 10-3/4	73.0 x 57.0 x 27.0	4.0	0.1
XHD26G	26" Multi-Fire XHD Electric Firebox - Acrylic Ice	32.5 / 14.7	781052 110816	1 yr.	28-3/4 x 22-1/2 x 10-3/4	73.0 x 57.0 x 27.0	4.0	0.1



## Windham

Media Console Electric Fireplace

GDS25CG-1015SC (as shown)

**Dimensions (WxHxD):**

53" x 27-5/8" x 20-3/4"

(134.6 cm x 70.1 cm x 52.8 cm)



Elevated above a bowed cabinet, the sturdy, smoked-glass top creates a sleek display space for a flat panel TV up to 55" wide. A rich silver charcoal cabinet with smoked-glass doors, provides ample room for storing equipment, DVDs and other essentials.



Ash Veneer



Shown in Silver Charcoal finish

# Windham

## Media Console Electric Fireplace

### GDS25HL-1015SC (as shown)

#### Dimensions (WxHxD):

53" x 27-5/8" x 20-3/4"  
(134.6 cm x 70.1 cm x 52.8 cm)



#### Optional Fireboxes

Multi-Fire XHD Series

Multi-Fire XD Series



**XHD26G** GDS25G8-1015SC    **XHD26L** GDS25L8-1015SC    **PF2325HL** GDS25HL-1015SC

Component Storage	Inches			cm		
	W	H	D	W	H	D
(A) Top glass shelf	53	N/A	20-7/8	134.6	N/A	52.8
(B) Top openings (left & right)	23	3-1/2	15	58.4	8.9	38.1
(C) Side cupboard	11-7/8	19*	15	29.9	48.3*	38.1

\*One adjustable shelf.

Model #	Description	Lbs / Kg	UPC	Wty.*	Carton Dimensions (WxHxD)		Cube	
					Inches	cm	ft <sup>3</sup>	m <sup>3</sup>
Package consists of two cartons including 1 media console and 1 firebox. Choose from:								
DM25-1015SC	Media console cabinet - Silver Charcoal	141 / 64.0	781052 093225	1 yr.	25-1/4 x 57 x 12-3/8	64.4 x 144.8 x 31.3	10.3	0.3
PF2325HL	25" Multi-Fire XD Electric Firebox - Realogs	40 / 18.2	781052 095021	1 yr.	29-1/4 x 13-3/8 x 21-1/2	74.2 x 54.6 x 34.0	4.9	0.1
XHD26L	26" Multi-Fire XHD Electric Firebox - Realogs	31.5 / 14.7	781052 110823	1 yr.	28-3/4 x 22-1/2 x 10-3/4	73.0 x 57.0 x 27.0	4.0	0.1
XHD26G	26" Multi-Fire XHD Electric Firebox - Acrylic Ice	32.5 / 14.7	781052 110816	1 yr.	28-3/4 x 22-1/2 x 10-3/4	73.0 x 57.0 x 27.0	4.0	0.1



## Xavier

Media Console Electric Fireplace

GDS23L8-1904GB (as shown)

**Dimensions (WxHxD):**

56 " x 33-1/2" x 18-1/2"

(142.4 cm x 85.0 cm x 47.1 cm)




Farmhouse charm and traditional details create a stunning design with the Xavier Media Console Electric Fireplace. Featuring a single, adjustable shelf on either side of the firebox, and open storage along the length of the console, décor and AV components are housed perfectly. Featuring a 23" firebox and finished in a warm Grainery Brown finish, the Xavier Media Console embraces classic design elements with a modern twist.





Laminated Furniture Board



Shown in Grainery Brown finish

# Xavier

## Media Console Electric Fireplace GDS23G8-1904GB (as shown)

### Dimensions (WxHxD):

56 " x 33-1/2" x 18-1/2"  
(142.4 cm x 85.0 cm x 47.1 cm)



### Optional Fireboxes

Multi-Fire XHD Series



**XHD23G** GDS23G8-1904GB  
**XHD23L** GDS23L8-1904GB

Component Storage	Inches			cm		
	W	H	D	W	H	D
<b>A</b> Side shelves	12-1/2	5-7/8	14-1/2	32.0	15.0	37.0
<b>B</b> Center shelf	23-3/8	5-7/8	14-1/2	59.5	15.0	37.0
<b>C</b> Side cupboard	12-1/2	20-1/2*	14-1/2	32.0	52.3*	37.0

\*One adjustable shelf.

Model #	Description	Lbs / Kg	UPC	Wty.†	Carton Dimensions (WxHxD)		Cube	
					Inches	cm	ft³	m³
Package consists of two cartons including 1 media console and 1 firebox. Choose from:								
DM23-1904GB	Media console cabinet - Grainery Brown	100.1 / 45.5	781052 120136	1 yr.	60-1/2 x 7-1/2 x 20-3/4	153.5 x 19.0 x 52.6	5.4	0.15
XHD23L	23" Multi-Fire XHD Electric Firebox - Realogs	29.5 / 13.4	781052 115125	1 yr.	25-5/8 x 24 x 10-5/8	65.0 x 61.0 x 27.0	4.0	0.1
XHD23G	23" Multi-Fire XHD Electric Firebox - Acrylic Ice	27.6 / 12.5	781052 115118	1 yr.	25-5/8 x 24 x 10-5/8	65.0 x 61.0 x 27.0	4.0	0.1

# Mantels



Ophelia - GDS28L8-1995BI - shown with a XHD28L firebox



## Anthony

Mantel Electric Fireplace

GDS28L8-1942WL (as shown)

**Dimensions (WxHxD):**

48-3/8" x 38-5/8" x 11-7/8"

(123.0 cm 98.0 cm x 30.0 cm)



With its bold shadow box design and robust lines, the Anthony Mantel Electric Fireplace portrays a strong presence. Multi-layered silhouette adds depth to the design, while the inset matte Black frame surrounds the firebox and appears to extend the viewing area of the flame effect. Finished in a Natural Walnut finish and sharply contrasted with black, the Anthony owns the room, but can flex to suit contemporary or traditional spaces.



Walnut Veneer



Shown in Natural Walnut finish

# Anthony

## Mantel Electric Fireplace


### GDS28G8-1942WL (as shown)

**Dimensions (WxHxD):**  
 48-3/8" x 38-5/8" x 11-7/8"  
 (123.0 cm x 98.0 cm x 30.0 cm)



#### Optional Fireboxes

Multi-Fire XHD Series



**XHD28G** GDS28G8-1942WL     **XHD28L** GDS28L8-1942WL

Model #	Description	Lbs / Kg	UPC	Wty. <sup>†</sup>	Carton Dimensions (WxHxD)		Cube	
					Inches	cm	ft <sup>3</sup>	m <sup>3</sup>
Package consists of two cartons including 1 mantel and 1 firebox. Choose from:								
DM28-1942WL	Mantel - Natural Walnut	78.9 / 35.9	781052 118218	1 yr.	51-5/8 x 15-5/8 x 14-7/8	131.0 x 39.5 x 37.5	6.9	0.19
XHD28L	28" Multi-Fire XHD Electric Firebox - Realogs	36.5 / 16.6	781052 110847	1 yr.	30 x 26-7/8 x 11-1/8	76.0 x 68.0 x 28.0	5.10	0.1
XHD28G	28" Multi-Fire XHD Electric Firebox - Acrylic Ice	36.5 / 16.6	781052 117907	1 yr.	30 x 26-7/8 x 11-1/8	76.0 x 68.0 x 28.0	5.10	0.1





## Crystal

Mantel Electric Fireplace

GDS28G8-1944W (as shown)

**Dimensions (WxHxD):**

57-7/8" x 44-1/2" x 13-3/4"

(147.0 cm 113.0 cm x 35.0 cm)



With its ability to pull a room together, and boldly define a color palette, what's not to love about mosaic glass tile? Wrapping the fireplace with texture, the shimmering glass surfaces take the clean, shadow-box architecture of the Crystal Mantel to another level. Inspired by a retail therapy trip the designer's favorite tile store, the Crystal is a room renovation just waiting to happen... where it leads, end tables, light fixtures and throw pillows are sure to follow.



Painted Furniture Board



Shown in White finish

# Crystal

## Mantel Electric Fireplace

### GDS28L8-1944W (as shown)

**Dimensions (WxHxD):**  
 57-7/8" x 44-1/2" x 13-3/4"  
 (147.0 cm 113.0 cm x 35.0 cm)

**Fully Assembled**



Elegant shadow box design emphasizes the stunning mosaic tile surround

Lights are operated with a discrete touch control switch


Recessed lights wash the glass mosaic for an added touch of sparkle

Brilliant white finish is a perfect complement to contemporary spaces

Sturdy mantel base

### Optional Fireboxes

Multi-Fire XHD Series



**XHD28G** GDS28G8-1944W      **XHD28L** GDS28L8-1944W

Model #	Description	Lbs / Kg	UPC	Wty. <sup>1</sup>	Carton Dimensions (WxHxD)		Cube	
					Inches	cm	ft <sup>3</sup>	m <sup>3</sup>
Package consists of two cartons including 1 mantel and 1 firebox. Choose from:								
DM28-1944W	Mantel - White	133.1 / 60.5	781052 118225	1 yr.	61 x 47-1/4 x 16-7/8	155.0 x 120.0 x 43.0	28.2	0.8
XHD28L	28" Multi-Fire XHD Electric Firebox - Realogs	36.5 / 16.6	781052 110847	1 yr.	30 x 26-7/8 x 11-1/8	76.0 x 68.0 x 28.0	5.10	0.1
XHD28G	28" Multi-Fire XHD Electric Firebox - Acrylic Ice	36.5 / 16.6	781052 117907	1 yr.	30 x 26-7/8 x 11-1/8	76.0 x 68.0 x 28.0	5.10	0.1



## Essex

Mantel Electric Fireplace

GDS30L3-1086W (as shown)

**Dimensions (WxHxD):**

54-7/8" x 48-1/8" x 18-1/8"

(139.4 cm x 122.1 cm x 45.9 cm)



With its distinctive architectural elements and classic white finish, the Essex makes itself comfortable in almost any décor. As handsome as it is versatile, the detailed and understated design features fluted pilasters, dentil moldings and a beautifully sculpted mantel. Set off by a grand 30" electric firebox, the Essex is sure to be the gathering place in any home.



# Essex

## Mantel Electric Fireplace

### GDS30L3-1086W (as shown)

**Dimensions (WxHxD):**  
 54-7/8" x 48-1/8" x 18-1/8"  
 (139.4 cm x 122.1 cm x 45.9 cm)

Painted Furniture Board



Shown in White finish



Model #	Description	Lbs / Kg	UPC	Wty. <sup>†</sup>	Carton Dimensions (WxHxD)		Cube	
					Inches	cm	ft <sup>3</sup>	m <sup>3</sup>
Package consists of two cartons including 1 mantel and 1 firebox. Choose from:								
SEL-W-2727	Mantel - White	143 / 65.0	781052 061798	1 yr.	22 x 13 x 59	55.9 x 33.0 x 149.9	9.8	0.28
DF3015	30" self-trimming firebox	67 / 30.5	781052 043213	1 yr.	36 x 14 x 29	91.4 x 35.6 x 73.7	8.5	0.2





# Featherston

## Mantel Electric Fireplace

### DM26-1152LR

**Dimensions (WxHxD):**

61" x 44" x 15-5/8"

(155.0 cm x 111.7 cm x 39.5 cm)



The Featherston fireplace will impart the relaxed mood of a mountain lodge to any room you choose. The warmth of wood accents in the recessed header and mantel brackets serve as a rustic complement to the crisp architectural ledge rock theme.



# Featherston

## Mantel Electric Fireplace

### DM26-1152LR

**Dimensions (WxHxD):**  
 61" x 44" x 15-5/8"  
 (155.0 cm x 111.7 cm x 39.5 cm)

Stone-look Material



Shown in Faux  
Ledgerrock Finish



#### Optional Fireboxes

DF Series



DF28L-PRO



DF28DWC-PRO firebox includes Acrylic Ice media as well as Driftwood and River Rock media



Shown with  
DF28DWC-PRO  
firebox, Driftwood and  
River Rock option

Model #	Description	Lbs / Kg	UPC	Wty. <sup>†</sup>	Carton Dimensions (WxHxD)		Cube	
					Inches	cm	ft <sup>3</sup>	m <sup>3</sup>
Package consists of two cartons including 1 mantel and 1 firebox. Choose from:								
DM26-1152LR	Mantel - Ledgerrock	207 / 94.1	781052 067493	1 yr.	63-7/8 x 15-1/8 x 24-1/8	162.3 x 38.4 x 61.2	10.9	0.31
DF28DWC-PRO	28" Electric Firebox - Acrylic Ice; Driftwood & River Rock	42.1 / 19.1	781052 117907	2 yr.	30 x 26-7/8 x 11-1/8	76.0 x 68.0 x 28.0	5.10	0.1
DF28L-PRO	28" Electric Firebox - Realogs	36.5 / 16.6	781052 110847	2 yr.	30 x 26-7/8 x 11-1/8	76.0 x 68.0 x 28.0	5.10	0.1





# Fieldstone

## Mantel Electric Fireplace

### SSE-ST-9040

**Dimensions (WxHxD):**

54-5/8" x 42-5/8" x 12-7/8"

(138.8 cm x 108.3 cm x 32.7 cm)



Bring home the feeling of a cozy, rustic retreat, no matter where you live, with the Fieldstone Mantel Electric Fireplace. This dramatic focal point faithfully recreates the look a traditional stone mantel with solid pine corbels and mantel providing the finishing touches of authenticity. So if you want to create a charming space to gather with friends and family, choose the Fieldstone and instantly transform your room.



Stone-look Material



Shown in Fieldstone Finish

# Fieldstone

## Mantel Electric Fireplace

### SSE-ST-9040

**Dimensions (WxHxD):**  
 54-5/8" x 42-5/8" x 12-7/8"  
 (138.8 cm x 108.3 cm x 32.7 cm)



Wood slab top features a hand carved look and overextends the mantel for a commanding centerpiece

Sturdy, wood corbels contrast the natural stone-look finish

Faux stone feels like the real thing and complements the rustic design cues for a cottage motif

Simple, single step hearth base accompanies the overall design

Shown with DF28DWC-PRO firebox, Driftwood and River Rock option

**Fireboxes**

**DF Series**



**DF28L-PRO**



**DF28DWC-PRO** firebox includes Acrylic Ice media as well as Driftwood and River Rock media



Model #	Description	Lbs / Kg	UPC	Wty. <sup>†</sup>	Carton Dimensions (WxHxD)		Cube	
					Inches	cm	ft <sup>3</sup>	m <sup>3</sup>
Package consists of two cartons including 1 mantel and 1 firebox. Choose from:								
SSE-ST-9040	Mantel - Fieldstone	176 / 80.0	781052 056671	1 yr.	22-5/8 x 14-7/8 x 58-1/8	57.5 x 37.5 x 147.5	11.2	0.32
DF28DWC-PRO	28" Electric Firebox - Acrylic Ice; Driftwood & River Rock	42.1 / 19.1	781052 117907	2 yr.	30 x 26-7/8 x 11-1/8	76.0 x 68.0 x 28.0	5.10	0.1
DF28L-PRO	28" Electric Firebox - Realogs	36.5 / 16.6	781052 110847	2 yr.	30 x 26-7/8 x 11-1/8	76.0 x 68.0 x 28.0	5.10	0.1





## Heather

Mantel Electric Fireplace

GDS28G8-1941WE (as shown)

**Dimensions (WxHxD):**

49-5/8" x 46" x 13"

(126.0 cm 116.8 cm x 33.1 cm)



Admiring the Heather Mantel Electric Fireplace takes you back to an era of true craftsmanship. Showcasing beautifully crafted pilasters, a multi-dimensional façade and a picture frame firebox surround, the classic detailing is a homage to traditional mantel design. Finished in a Wedgewood Grey that adds a touch of modern to the traditional mantel, Heather adapts to traditional and transitional spaces alike.



# Heather

## Mantel Electric Fireplace


GDS28L8-1941WE (as shown)

### Dimensions (WxHxD):

49-5/8" x 46" x 13"

(126.0 cm 116.8 cm x 33.1 cm)

Painted Furniture Board




Shown in Wedgewood Grey finish



### Optional Fireboxes

#### Multi-Fire XHD Series



**XHD28G**  
GDS28G8-1941WE

**XHD28L**  
GDS28L8-1941WE

Model #	Description	Lbs / Kg	UPC	Wty. <sup>†</sup>	Carton Dimensions (WxHxD)		Cube	
					Inches	cm	ft <sup>3</sup>	m <sup>3</sup>
Package consists of two cartons including 1 mantel and 1 firebox. Choose from:								
DM28-1941WE	Mantel - Wedgewood Grey	106 / 48.2	781052 118409	1 yr.	52-3/4 x 19-3/4 x 18-3/8	134.0 x 50.0 x 46.5	11.0	0.31
XHD28L	28" Multi-Fire XHD Electric Firebox - Realogs	36.5 / 16.6	781052 110847	1 yr.	30 x 26-7/8 x 11-1/8	76.0 x 68.0 x 28.0	5.10	0.1
XHD28G	28" Multi-Fire XHD Electric Firebox - Acrylic Ice	36.5 / 16.6	781052 117907	1 yr.	30 x 26-7/8 x 11-1/8	76.0 x 68.0 x 28.0	5.10	0.1



## Linwood

Mantel Electric Fireplace

GDS33HG-1310RG (as shown)

**Dimensions (WxHxD):**

65-1/4" x 50" x 10-3/4"

(166.0 cm x 127.0 cm x 27.6 cm)



The outstanding contemporary mantel design of the Linwood lends itself to its striking Rift Grey veneer finish. Combined with the dazzling 33" Multi-Fire XD® Electric Firebox, the Linwood is a striking addition to any space.



Engineered Veneer



Shown in Rift Grey Finish

# Linwood

## Mantel Electric Fireplace

### GDS33HL-1310RG (as shown)

**Dimensions (WxHxD):**  
 65-1/4" x 50" x 10-3/4"  
 (166.0 cm x 127.0 cm x 27.6 cm)

**Fully Assembled**



**Optional Fireboxes**

**Multi-Fire XD Series**



**PF3033HG**  
 GDS33HG-1310RG



**PF3033HL**  
 GDS33HL-1310RG

**DF Series**



**DF3033ST**  
 GDS33-1310RG

Model #	Description	Lbs / Kg	UPC	Wty. <sup>†</sup>	Carton Dimensions (WxHxD)		Cube	
					Inches	cm	ft <sup>3</sup>	m <sup>3</sup>
Package consists of two cartons including 1 media console and 1 firebox. Choose from:								
DM33-1310RG	Mantel - Rift Grey	144.5 / 65.7	781052 103924	1 yr.	68-1/2 x 52-1/2 x 13-7/8	174.0 x 133.0 x 35.0	28.2	0.8
PF3033HG	33" Multi-Fire XD Electric Firebox - Acrylic Ice	60 / 27.2	781052 095038	1 yr.	38-1/4 x 17 x 29-1/8	97.0 x 43.2 x 74.0	10.9	0.3
PF3033HL	33" Multi-Fire XD Electric Firebox - Realogs	60 / 27.2	781052 094857	1 yr.	38-1/4 x 17 x 29-1/8	97.0 x 43.2 x 74.0	10.9	0.3
DF3033ST	33" Self-trimming Electric Firebox - Logs	60.4 / 27.5	781052 054271	5 yr.	37-1/4 x 13 x 27-5/8	94.2 x 33.0 x 70.1	7.7	0.2





## Madison

Mantel Electric Fireplace

GDS28L8-1968SG (as shown)

**Dimensions (WxHxD):**

58" x 44" x 13"


(147.3 cm 111.8 cm x 33.0 cm)



Classic crown molding, and delicate belt line trim wrap the Madison Mantel Electric Fireplace in traditional style. Stunning architectural details beautifully frame the dazzling 28" firebox with a brick-look surround that enhances the traditional design of the mantel. Finished in a complementary Stone Grey finish, the Madison Mantel is an alluring piece for traditional and transitional spaces.



Painted Furniture Board



Shown in Stone Grey finish

# Madison

## Mantel Electric Fireplace


### GDS28G8-1968SG (as shown)

**Dimensions (WxHxD):**  
 58" x 44" x 13"  
 (147.3 cm x 111.8 cm x 33.0 cm)



#### Optional Fireboxes

Multi-Fire XHD Series



**XHD28G**  
GDS28G8-1968SG

**XHD28L**  
GDS28L8-1968SG

Model #	Description	Lbs / Kg	UPC	Wty. <sup>†</sup>	Carton Dimensions (WxHxD)		Cube	
					Inches	cm	ft <sup>3</sup>	m <sup>3</sup>
Package consists of two cartons including 1 mantel and 1 firebox. Choose from:								
DM28-1968SG	Mantel - Stone Grey	106.7 / 48.5	781052 118485	1 yr.	61 x 18-1/8 x 17-1/2	155.0 x 46.0 x 44.5	11.2	0.32
XHD28L	28" Multi-Fire XHD Electric Firebox - Realogs	36.5 / 16.6	781052 110847	1 yr.	30 x 26-7/8 x 11-1/8	76.0 x 68.0 x 28.0	5.10	0.1
XHD28G	28" Multi-Fire XHD Electric Firebox - Acrylic Ice	36.5 / 16.6	781052 117907	1 yr.	30 x 26-7/8 x 11-1/8	76.0 x 68.0 x 28.0	5.10	0.1



## Royce

Mantel Electric Fireplace

GDS28G8-1924SK (as shown)

**Dimensions (WxHxD):**

52" x 37-3/8" x 12-3/8"

(132.0 cm 94.8 cm x 31.5 cm)



Complementing traditional designs with its breakfront façade, vintage crown moldings, and classically crafted twin pilasters, the Royce Mantel is a stunning base for treasured memories and family keepsakes. Accentuated by a brick-look surround framing the 28" Multi-Fire XHD™ firebox, Royce makes a bold statement as a design focal point. Finished in a versatile Smoke Stak grey with a mixed media construction, the Royce Electric Fireplace is the perfect finishing piece to family rooms and home studies.



# Royce

## Mantel Electric Fireplace

### GDS28L8-1924SK (as shown)

**Dimensions (WxHxD):**  
 52" x 37-3/8" x 12-3/8"  
 (132.0 cm 94.8 cm x 31.5 cm)

Birch veneer



Shown in Smoke Stack finish



#### Optional Fireboxes

Multi-Fire XHD Series



**XHD28G**  
GDS28G8-1924SK



**XHD28L**  
GDS28L8-1924SK

Model #	Description	Lbs / Kg	UPC	Wty. <sup>†</sup>	Carton Dimensions (WxHxD)		Cube	
					Inches	cm	ft <sup>3</sup>	m <sup>3</sup>
Package consists of two cartons including 1 mantel and 1 firebox. Choose from:								
DM28-1924SK	Mantel - Smoke Stack	71.5 / 32.5	781052 120167	1 yr.	55-1/8 x 14-7/8 x 17-1/8	140.0 x 37.5 x 43.5	18.1	0.23
XHD28L	28" Multi-Fire XHD Electric Firebox - Realogs	36.5 / 16.6	781052 110847	1 yr.	30 x 26-7/8 x 11-1/8	76.0 x 68.0 x 28.0	5.10	0.1
XHD28G	28" Multi-Fire XHD Electric Firebox - Acrylic Ice	36.5 / 16.6	781052 117907	1 yr.	30 x 26-7/8 x 11-1/8	76.0 x 68.0 x 28.0	5.10	0.1





## Winston

Mantel Electric Fireplace

DFP26-1109W (as shown)

**Dimensions (WxHxD):**

53-3/8" x 42-1/4" x 15"

(133.0 cm x 107.4 cm x 37.9 cm)



Simple elegance defines this traditional electric fireplace. The clean white finish is enhanced by fluted pilasters and carved detailing. The result is an enriching focal point in traditional spaces.




# Winston

## Mantel Electric Fireplace

### DFP26-1109W (as shown)

**Dimensions (WxHxD):**  
 53-3/8" x 42-1/4" x 15"  
 (133.0 cm x 107.4 cm x 37.9 cm)

Painted Furniture Board



Shown in White finish



Model #	Description	Lbs / Kg	UPC	Wty. <sup>†</sup>	Carton Dimensions (WxHxD)		Cube	
					Inches	cm	ft <sup>3</sup>	m <sup>3</sup>
Package consists of two cartons including 1 mantel and 1 firebox. Choose from:								
DFP26-1109W	Mantel - White & DF2608	155 / 70.3	781052 080065	1 yr.	55-1/4 x 33-1/2 x 18-1/2	140.0 x 84.8 x 46.7	19.6	0.55

# Fireboxes



Hayley - GDS50G5-1671W - shown with a BLF5051 firebox

## Multi-Fire XHD™ 23" Plug-in Electric Firebox

### XHD23G



Built-in display and touch controls

Warms up to **1,000** sq. ft.



Also available with Realogs®: XHD23L

#### Color Themes

















Multi-function Remote

120 Volts | 1,500 Watts | 5,118 BTU

Model #	Description	Lbs / Kg	UPC	Wty. <sup>†</sup>	Carton Dimensions (WxHxD)		Cube	
					Inches	cm	ft <sup>3</sup>	m <sup>3</sup>
XHD23G	23" Multi-Fire XHD Electric Firebox - Acrylic Ice	27.6 / 12.5	781052 115118	1 yr.	25-5/8 x 24 x 10-5/8	65.0 x 61.0 x 27.0	4.0	0.1
XHD23L	23" Multi-Fire XHD Electric Firebox - Realogs	29.5 / 13.4	781052 115125	1 yr.	25-5/8 x 24 x 10-5/8	65.0 x 61.0 x 27.0	4.0	0.1

### Features

-  **Multi-Fire XHD™ Flame Effect**  
High-contrast flames feature improved brightness and character for a dazzling, lifelike effect.
-  **Acrylic Ice Media Bed**  
Light plays through different size pieces and sparkle in a spectrum of colors.
-  **Customizable Flame**  
The multi-flame technology allows you to adjust the speed of the flame to create the perfect atmosphere to suit your mood or room.
-  **Capacitive Touch Controls**  
Settings and temperature display are hidden when not in use.
-  **Media Accent Colors**  
Choose from a variety of brilliant color themes or cycle through a range of colors using the custom mode, freezing on the hue of your choice.
-  **Built-in Timer**  
Set for up to 8 hours.
-  **LED Lighting**  
Flame and lights use brilliant, low-energy LED's that require zero maintenance.
-  **Powerful Heating**  
Powerful fan-forced heater features a safe, ceramic element that provides on-demand heat for up to 1,000 square feet.
-  **Multi-function Remote**  
Control 100% of the fireplace features from the comfort of your chair.
-  **All-season Flames**  
Enjoy the unique charm of a fireplace 365 days a year using the flames without the heat.
-  **Economical**  
Economical to operate costing only pennies per hour.\*
-  **Low Carbon Footprint**  
The most sustainable fireplace option; no emissions and 100% efficient.
-  **Cool-touch Glass**  
Glass remains cool making it safe for children and pets in any location.
-  **Just Plug It In**  
Simply plug into any standard household outlet for instant ambiance.



## Multi-Fire XHD™ 23" Plug-in Electric Firebox

### XHD23L



Warms up to **1,000** sq. ft.



Also available with Acrylic Ice: XHD23G

#### Color Themes



Red Highlights



Blue Highlights



Glowing Logs/  
Embers








Multi-function Remote

120 Volts | 1,500 Watts | 5,118 BTU

Model #	Description	Lbs / Kg	UPC	Wty. <sup>1</sup>	Carton Dimensions (WxHxD)		Cube	
					Inches	cm	ft <sup>3</sup>	m <sup>3</sup>
XHD23L	23" Multi-Fire XHD Electric Firebox - Realogs	29.5 / 13.4	781052 115125	1 yr.	25-5/8 x 24 x 10-5/8	65.0 x 61.0 x 27.0	4.0	0.1
XHD23G	23" Multi-Fire XHD Electric Firebox - Acrylic Ice	27.6 / 12.5	781052 115118	1 yr.	25-5/8 x 24 x 10-5/8	65.0 x 61.0 x 27.0	4.0	0.1

Specifications, finishes and dimensions are subject to change. <sup>1</sup>Limited warranty. ©2019 Glen Dimplex Americas.

### Features

-  **Multi-Fire XHD™ Flame Effect**  
High-contrast flames feature improved brightness and character for a dazzling, lifelike effect.
-  **Realogs®**  
Molded from meticulously selected and charred hardwood and positioned to maximize the illusion of depth and the appearance of burning firewood.
-  **Customizable Flame**  
The multi-flame technology allows you to adjust the speed of the flame to create the perfect atmosphere to suit your mood or room.
-  **Capacitive Touch Controls**  
Settings and temperature display are hidden when not in use.
-  **Log Accents**  
Select red or blue highlights to customize the flame or enjoy glowing logs and embers without the flames.
-  **Built-in Timer**  
Set for up to 8 hours.
-  **LED Lighting**  
Flame and lights use brilliant, low-energy LED's that require zero maintenance.
-  **Powerful Heating**  
Powerful fan-forced heater features a safe, ceramic element that provides on-demand heat for up to 1,000 square feet.
-  **Multi-function Remote**  
Control 100% of the fireplace features from the comfort of your chair.
-  **All-season Flames**  
Enjoy the unique charm of a fireplace 365 days a year using the flames without the heat.
-  **Economical**  
Economical to operate costing only pennies per hour.\*
-  **Low Carbon Footprint**  
The most sustainable fireplace option; no emissions and 100% efficient.
-  **Cool-touch Glass**  
Glass remains cool making it safe for children and pets in any location.
-  **Just Plug In**  
Simply plug into any standard household outlet for instant ambiance.

\* Based on national average residential electricity rate. Rates vary.

## Multi-Fire XHD™ 26" Plug-in Electric Firebox

## XHD26G



Warms up to **1,000** sq. ft.

Built-in display and touch controls

18-5/8" / 47.3 cm

26" / 66.0 cm

7-1/2" / 19.0 cm

















Also available with Realogs®: XHD26L

### Color Themes



Multi-function Remote

### Features

-  **Multi-Fire XHD™ Flame Effect**  
High-contrast flames feature improved brightness and character for a dazzling, lifelike effect.
-  **Acrylic Ice Media Bed**  
Light plays through different size pieces and sparkle in a spectrum of colors.
-  **Customizable Flame**  
The multi-flame technology allows you to adjust the speed of the flame to create the perfect atmosphere to suit your mood or room.
-  **Capacitive Touch Controls**  
Settings and temperature display are hidden when not in use.
-  **Media Accent Colors**  
Choose from a variety of brilliant color themes or cycle through a range of colors using the custom mode, freezing on the hue of your choice.
-  **Built-in Timer**  
Set for up to 8 hours.
-  **LED Lighting**  
Flame and lights use brilliant, low-energy LED's that require zero maintenance.
-  **Powerful Heating**  
Powerful fan-forced heater features a safe, ceramic element that provides on-demand heat for up to 1,000 square feet.
-  **Multi-function Remote**  
Control 100% of the fireplace features from the comfort of your chair.
-  **All-season Flames**  
Enjoy the unique charm of a fireplace 365 days a year using the flames without the heat.
-  **Economical**  
Economical to operate costing only pennies per hour.\*
-  **Low Carbon Footprint**  
The most sustainable fireplace option; no emissions and 100% efficient.
-  **Cool-touch Glass**  
Glass remains cool making it safe for children and pets in any location.
-  **Just Plug It In**  
Simply plug into any standard household outlet for instant ambiance.

120 Volts | 1,500 Watts | 5,118 BTU

Model #	Description	Lbs / Kg	UPC	Wty. <sup>†</sup>	Carton Dimensions (WxHxD)		Cube	
					Inches	cm	ft <sup>3</sup>	m <sup>3</sup>
XHD26G	26" Multi-Fire XHD Electric Firebox - Acrylic Ice	29.8 / 13.5	781052 110816	1 yr.	28-3/4 x 22-1/2 x 10-3/4	73.0 x 57.0 x 27.0	3.96	0.1
XHD26L	26" Multi-Fire XHD Electric Firebox - Realogs	29.8 / 13.5	781052 110823	1 yr.	28-3/4 x 22-1/2 x 10-3/4	73.0 x 57.0 x 27.0	3.96	0.1

Specifications, finishes and dimensions are subject to change. <sup>†</sup>Limited warranty. ©2019 Glen Dimplex Americas.

\* Based on national average residential electricity rate. Rates vary.

## Multi-Fire XHD™ 26" Plug-in Electric Firebox

## XHD26L

Built-in display and touch controls



Warms up to **1,000** sq. ft.



Also available with Acrylic Ice: XHD26G

### Color Themes



Red Highlights



Blue Highlights



Glowing Logs/  
Embers




Multi-function Remote

120 Volts | 1,500 Watts | 5,118 BTU

Model #	Description	Lbs / Kg	UPC	Wty.†	Carton Dimensions (WxHxD)		Cube	
					Inches	cm	ft³	m³
XHD26L	26" Multi-Fire XHD Electric Firebox - Realogs	29.8 / 13.5	781052 110823	1 yr.	28-3/4 x 22-1/2 x 10-3/4	73.0 x 57.0 x 27.0	3.96	0.1
XHD26G	26" Multi-Fire XHD Electric Firebox - Acrylic Ice	29.8 / 13.5	781052 110816	1 yr.	28-3/4 x 22-1/2 x 10-3/4	73.0 x 57.0 x 27.0	3.96	0.1

Specifications, finishes and dimensions are subject to change. †Limited warranty. ©2019 Glen Dimplex Americas.

### Features

-  **Multi-Fire XHD™ Flame Effect**  
High-contrast flames feature improved brightness and character for a dazzling, lifelike effect.
-  **Realogs®**  
Molded from meticulously selected and charred hardwood and positioned to maximize the illusion of depth and the appearance of burning firewood.
-  **Customizable Flame**  
The multi-flame technology allows you to adjust the speed of the flame to create the perfect atmosphere to suit your mood or room.
-  **Capacitive Touch Controls**  
Settings and temperature display are hidden when not in use.
-  **Log Accents**  
Select red or blue highlights to customize the flame or enjoy glowing logs and embers without the flames.
-  **Built-in Timer**  
Set for up to 8 hours.
-  **LED Lighting**  
Flame and lights use brilliant, low-energy LED's that require zero maintenance.
-  **Powerful Heating**  
Powerful fan-forced heater features a safe, ceramic element that provides on-demand heat for up to 1,000 square feet.
-  **Multi-function Remote**  
Control 100% of the fireplace features from the comfort of your chair.
-  **All-season Flames**  
Enjoy the unique charm of a fireplace 365 days a year using the flames without the heat.
-  **Economical**  
Economical to operate costing only pennies per hour.\*
-  **Low Carbon Footprint**  
The most sustainable fireplace option; no emissions and 100% efficient.
-  **Cool-touch Glass**  
Glass remains cool making it safe for children and pets in any location.
-  **Just Plug It In**  
Simply plug into any standard household outlet for instant ambiance.

\* Based on national average residential electricity rate. Rates vary.

## Multi-Fire XHD™ 28" Plug-in Electric Firebox

## XHD28G



Warms up to **1,000** sq. ft.

Built-in display and touch controls

22-3/4" 57.7 cm

29-1/4" 74.3 cm

7-7/8" 20.2 cm








Also available with Realogs®: XHD28L

### Color Themes



Multi-function Remote

### Features

-  **Multi-Fire XHD™ Flame Effect**  
High-contrast flames feature improved brightness and character for a dazzling, lifelike effect.
-  **Acrylic Ice Media Bed**  
Light plays through different size pieces and sparkle in a spectrum of colors.
-  **Customizable Flame**  
The multi-flame technology allows you to adjust the speed of the flame to create the perfect atmosphere to suit your mood or room.
-  **Capacitive Touch Controls**  
Settings and temperature display are hidden when not in use.
-  **Media Accent Colors**  
Choose from a variety of brilliant color themes or cycle through a range of colors using the custom mode, freezing on the hue of your choice.
-  **Built-in Timer**  
Set for up to 8 hours.
-  **LED Lighting**  
Flame and lights use brilliant, low-energy LED's that require zero maintenance.
-  **Powerful Heating**  
Powerful fan-forced heater features a safe, ceramic element that provides on-demand heat for up to 1,000 square feet.
-  **Multi-function Remote**  
Control 100% of the fireplace features from the comfort of your chair.
-  **All-season Flames**  
Enjoy the unique charm of a fireplace 365 days a year using the flames without the heat.
-  **Economical**  
Economical to operate costing only pennies per hour.\*
-  **Low Carbon Footprint**  
The most sustainable fireplace option; no emissions and 100% efficient.
-  **Cool-touch Glass**  
Glass remains cool making it safe for children and pets in any location.
-  **Just Plug It In**  
Simply plug into any standard household outlet for instant ambiance.

120 Volts | 1,500 Watts | 5,118 BTU

Model #	Description	Lbs / Kg	UPC	Wty. <sup>†</sup>	Carton Dimensions (WxHxD)		Cube	
					Inches	cm	ft <sup>3</sup>	m <sup>3</sup>
XHD28G	28" Multi-Fire XHD Electric Firebox - Acrylic Ice	36.5 / 16.6	781052 117907	1 yr.	30 x 26-7/8 x 11-1/8	76.0 x 68.0 x 28.0	5.10	0.1
XHD28L	28" Multi-Fire XHD Electric Firebox - Realogs	36.5 / 16.6	781052 110847	1 yr.	30 x 26-7/8 x 11-1/8	76.0 x 68.0 x 28.0	5.10	0.1

Specifications, finishes and dimensions are subject to change. <sup>†</sup>Limited warranty. ©2019 Glen Dimplex Americas.

\* Based on national average residential electricity rate. Rates vary.



## Multi-Fire XHD™ 28" Plug-in Electric Firebox

## XHD28L



Warms up to **1,000** sq. ft.

Built-in display and touch controls

22-3/4"  
57.7 cm

29-1/4"  
74.3 cm

7-7/8"  
20.2 cm



Also available with Acrylic Ice: XHD28G

### Color Themes



Red Highlights



Blue Highlights



Glowing Logs/  
Embers



Multi-function Remote

120 Volts | 1,500 Watts | 5,118 BTU

Model #	Description	Lbs / Kg	UPC	Wty.†	Carton Dimensions (WxHxD)		Cube	
					Inches	cm	ft³	m³
XHD28L	28" Multi-Fire XHD Electric Firebox - Realogs	36.5 / 16.6	781052 110847	1 yr.	30 x 26-7/8 x 11-1/8	76.0 x 68.0 x 28.0	5.10	0.1
XHD28G	28" Multi-Fire XHD Electric Firebox - Acrylic Ice	36.5 / 16.6	781052 117907	1 yr.	30 x 26-7/8 x 11-1/8	76.0 x 68.0 x 28.0	5.10	0.1

Specifications, finishes and dimensions are subject to change. †Limited warranty. ©2019 Glen Dimplex Americas.

### Features












-  **Multi-Fire XHD™ Flame Effect**  
High-contrast flames feature improved brightness and character for a dazzling, lifelike effect.
-  **Realogs®**  
Molded from meticulously selected and charred hardwood and positioned to maximize the illusion of depth and the appearance of burning firewood.
-  **Customizable Flame**  
The multi-flame technology allows you to adjust the speed of the flame to create the perfect atmosphere to suit your mood or room.
-  **Capacitive Touch Controls**  
Settings and temperature display are hidden when not in use.
-  **Log Accents**  
Select red or blue highlights to customize the flame or enjoy glowing logs and embers without the flames.
-  **Built-in Timer**  
Set for up to 8 hours.
-  **LED Lighting**  
Flame and lights use brilliant, low-energy LED's that require zero maintenance.
-  **Powerful Heating**  
Powerful fan-forced heater features a safe, ceramic element that provides on-demand heat for up to 1,000 square feet.
-  **Multi-function Remote**  
Control 100% of the fireplace features from the comfort of your chair.
-  **All-season Flames**  
Enjoy the unique charm of a fireplace 365 days a year using the flames without the heat.
-  **Economical**  
Economical to operate costing only pennies per hour.\*
-  **Low Carbon Footprint**  
The most sustainable fireplace option; no emissions and 100% efficient.
-  **Cool-touch Glass**  
Glass remains cool making it safe for children and pets in any location.
-  **Just Plug It In**  
Simply plug into any standard household outlet for instant ambiance.

\*Based on national average residential electricity rate. Rates vary.

## Multi-Fire XD® 25" Plug-in Electric Firebox

## PF2325HG

### Features

-  **Multi-Fire XD™ Flame Effect**  
Vivid flames that are brighter and more lifelike day or night.
-  **Acrylic Ice Media Bed**  
Light plays through different size pieces and sparkle in a spectrum of colors.
-  **ComfortSaver™ Heating System**  
The patented ComfortSaver™ ceramic heating system uses 11% less energy than the leading quartz infrared heater by automatically adjusting fan speed and heater wattage to safely and precisely match the requirements of the room.
-  **Media Accent Colors**  
Choose from a variety of brilliant color themes or cycle through a range of colors using the custom mode, freezing on the hue of your choice.
-  **Flame Accent Colors**  
Accent the flames with custom base colors from warm red to gas blue.
-  **Precision Thermostat**  
Electronic thermostat maintains room temperature within 1/2°C (1°F) for perfect comfort and increased energy efficiency.
-  **Floating Display™**  
On-screen display shows temperature and feature settings at a glance.
-  **Economical**  
Economical to operate costing only pennies per hour.\*
-  **Low Carbon Footprint**  
The most sustainable fireplace option; no emissions and 100% efficient.
-  **Mood-maker Remote**  
Customize the light color and intensity for a fireplace that reflects your personality.
-  **All-season Flames**  
Enjoy the unique charm of a fireplace 365 days a year using the flames without the heat.



Warms up to **1,000** sq. ft.



Also available with Realogs®: PF2325HG

### Color Themes



Mood-maker Remote

120 Volts | 1,500 Watts | 5,118 BTU

Model #	Description	Lbs / Kg	UPC	Wty. <sup>†</sup>	Carton Dimensions (WxHxD)		Cube	
					Inches	cm	ft <sup>3</sup>	m <sup>3</sup>
PF2325HG	25" Multi-Fire XD Electric Firebox - Acrylic Ice	40 / 18.2	781052 095014	1 yr.	29-1/4 x 13-3/8 x 21-1/2	74.2 x 34.0 x 54.6	4.9	0.1
PF2325HL	25" Multi-Fire XD Electric Firebox - Realogs	40 / 18.2	781052 095021	1 yr.	29-1/4 x 13-3/8 x 21-1/2	74.2 x 34.0 x 54.6	4.9	0.1

Specifications, finishes and dimensions are subject to change. <sup>†</sup>Limited warranty. ©2019 Glen Dimplex Americas.

\*Based on national average residential electricity rate. Rates vary.

## Multi-Fire XD®

### 25" Plug-in Electric Firebox

## PF2325HL

Warms up to **1,000** sq. ft.

Also available with Acrylic Ice: PF2325HG











**Color Themes**

Blue      Green

Purple      Red

120 Volts | 1,500 Watts | 5,118 BTU

### Features

-  **Multi-Fire XD™ Flame Effect**  
Vivid flames that are brighter and more lifelike day or night.
-  **Realogs®**  
Molded from meticulously selected and charred hardwood and positioned to maximize the illusion of depth and the appearance of burning firewood.
-  **ComfortSaver™ Heating System**  
The patented ComfortSaver™ ceramic heating system uses 11% less energy than the leading quartz infrared heater by automatically adjusting fan speed and heater wattage to safely and precisely match the requirements of the room.
-  **Media Accent Colors**  
Choose from a variety of brilliant color themes or cycle through a range of colors using the custom mode, freezing on the hue of your choice.
-  **Flame Accent Colors**  
Accent the flames with custom base colors from warm red to gas blue.
-  **Precision Thermostat**  
Electronic thermostat maintains room temperature within 1/2°C (1°F) for perfect comfort and increased energy efficiency.
-  **Economical**  
Economical to operate costing only pennies per hour.\*
-  **Low Carbon Footprint**  
The most sustainable fireplace option; no emissions and 100% efficient.
-  **Mood-maker Remote**  
Customize the light color and intensity for a fireplace that reflects your personality.
-  **All-season Flames**  
Enjoy the unique charm of a fireplace 365 days a year using the flames without the heat.

Model #	Description	Lbs / Kg	UPC	Wty. <sup>1</sup>	Carton Dimensions (WxHxD)		Cube	
					Inches	cm	ft <sup>3</sup>	m <sup>3</sup>
PF2325HL	25" Multi-Fire XD Electric Firebox - Realogs	40 / 18.2	781052 095021	1 yr.	29-1/4 x 13-3/8 x 21-1/2	74.2 x 34.0 x 54.6	4.9	0.1
PF2325HG	25" Multi-Fire XD Electric Firebox - Acrylic Ice	40 / 18.2	781052 095014	1 yr.	29-1/4 x 13-3/8 x 21-1/2	74.2 x 34.0 x 54.6	4.9	0.1

Specifications, finishes and dimensions are subject to change. <sup>1</sup>Limited warranty. ©2019 Glen Dimplex Americas.











\*Based on national average residential electricity rate. Rates vary.

## Multi-Fire XD™

### 33" Plug-in Electric Firebox

PF3033HG


#### Features

-  **Multi-Fire XD™ Flame Effect**  
Vivid flames that are brighter and more lifelike day or night.
-  **Acrylic Ice Media Bed**  
Light plays through different size pieces and sparkle in a spectrum of colors.
-  **ComfortSaver™ Heating System**  
The patented ComfortSaver™ ceramic heating system uses 11% less energy than the leading quartz infrared heater by automatically adjusting fan speed and heater wattage to safely and precisely match the requirements of the room.
-  **Media Accent Colors**  
Choose from a variety of brilliant color themes or cycle through a range of colors using the custom mode, freezing on the hue of your choice.
-  **Flame Accent Colors**  
Accent the flames with custom base colors from warm red to gas blue.
-  **Precision Thermostat**  
Electronic thermostat maintains room temperature within 1/2°C (1°F) for perfect comfort and increased energy efficiency.
-  **Economical**  
Economical to operate costing only pennies per hour.\*
-  **Low Carbon Footprint**  
The most sustainable fireplace option; no emissions and 100% efficient.
-  **Mood-maker Remote**  
Customize the light color and intensity for a fireplace that reflects your personality.
-  **All-season Flames**  
Enjoy the unique charm of a fireplace 365 days a year using the flames without the heat.



Also available with Realogs®: PF3033HL

#### Color Themes



Mood-maker Remote

120 Volts | 1,500 Watts | 5,118 BTU

Model #	Description	Lbs / Kg	UPC	Wty. <sup>†</sup>	Carton Dimensions (WxHxD)		Cube	
					Inches	cm	ft <sup>3</sup>	m <sup>3</sup>
PF3033HG	33" Multi-Fire XD Electric Firebox - Acrylic Ice	60 / 27.2	781052 095038	1 yr.	38-1/4 x 17 x 29-1/8	97.0 x 43.2 x 74.0	10.9	0.3
PF3033HL	33" Multi-Fire XD Electric Firebox - Realogs	60 / 27.2	781052 094857	1 yr.	38-1/4 x 17 x 29-1/8	97.0 x 43.2 x 74.0	10.9	0.3

Specifications, finishes and dimensions are subject to change. <sup>†</sup>Limited warranty. ©2019 Glen Dimplex Americas.

\* Based on national average residential electricity rate. Rates vary.



## Multi-Fire XD®

### 33" Plug-in Electric Firebox

PF3033HL



Warms up to **1,000** sq. ft.



Also available with Acrylic Ice: PF3033HG

#### Color Themes



Blue



Green



Purple











Red



Mood-maker Remote

120 Volts | 1,500 Watts | 5,118 BTU

#### Features

-  **Multi-Fire XD™ Flame Effect**  
Vivid flames that are brighter and more lifelike day or night.
-  **Realogs®**  
Molded from meticulously selected and charred hardwood and positioned to maximize the illusion of depth and the appearance of burning firewood.
-  **ComfortSaver™ Heating System**  
The patented ComfortSaver™ ceramic heating system uses 11% less energy than the leading quartz infrared heater by automatically adjusting fan speed and heater wattage to safely and precisely match the requirements of the room.
-  **Media Accent Colors**  
Choose from a variety of brilliant color themes or cycle through a range of colors using the custom mode, freezing on the hue of your choice.
-  **Flame Accent Colors**  
Accent the flames with custom base colors from warm red to gas blue.
-  **Precision Thermostat**  
Electronic thermostat maintains room temperature within 1/2°C (1°F) for perfect comfort and increased energy efficiency.
-  **Economical**  
Economical to operate costing only pennies per hour.\*
-  **Low Carbon Footprint**  
The most sustainable fireplace option; no emissions and 100% efficient.
-  **Mood-maker Remote**  
Customize the light color and intensity for a fireplace that reflects your personality.
-  **All-season Flames**  
Enjoy the unique charm of a fireplace 365 days a year using the flames without the heat.

Model #	Description	Lbs / Kg	UPC	Wty.†	Carton Dimensions (WxHxD)		Cube	
					Inches	cm	ft³	m³
PF3033HL	33" Multi-Fire XD Electric Firebox - Realogs	60 / 27.2	781052 094857	1 yr.	38-1/4 x 17 x 29-1/8	97.0 x 43.2 x 74.0	10.9	0.3
PF3033HG	33" Multi-Fire XD Electric Firebox - Acrylic Ice	60 / 27.2	781052 095038	1 yr.	38-1/4 x 17 x 29-1/8	97.0 x 43.2 x 74.0	10.9	0.3

Specifications, finishes and dimensions are subject to change. †Limited warranty. ©2019 Glen Dimplex Americas.

\*Based on national average residential electricity rate. Rates vary.

## Prism Series

### 50" Linear Electric Fireplace

# BLF5051



#### Color Themes



#### Accessories



Driftwood and River Rock Accessory Package  
- 50" LF50DWS-KIT








Multi-function Remote

120 Volts | 1,230 Watts | 4,197 BTU

Model #	Description	Lbs / Kg	UPC	Wty.†	Carton Dimensions (WxHxD)		Cube	
					Inches	cm	ft³	m³
BLF5051	50" Linear Electric Fireplace	75 / 34.1	781052 098787	2 yr.	55 x 23-1/4 x 12-7/8	139.7 x 58.9 x 32.7	9.5	0.26
LF50DWS-KIT	50" Driftwood and River Rock Accessory Kit	7 / 3.17	781052 102842		34-1/4 x 5-7/8 x 8-1/8	87.2 x 14.98 x 20.6		

#### Features

-  **The Original Dimplex Flame Effect™**  
A blend of technology, artistry and craftsmanship that sets the standard for realism.
-  **Acrylic Ice Media Bed**  
Light plays through different size pieces and sparkles in a spectrum of colors.
-  **Media Accent Colors**  
Choose from a variety of brilliant color themes or cycle through a range of colors using the custom mode, freezing on the hue of your choice.
-  **Wired, Seamless Design**  
Designed for built-in installations wired directly to a dedicated circuit for a clean, custom appearance.
-  **Hanging Glass Trim**  
Detachable glass trim easily finishes rough openings and provides access to media.
-  **Flexible Installation**  
Choose partially-recessed, fully-recessed or surface mounted (plug-in) installation.
-  **Remote Thermostat Control**  
Temperature control at your fingertips for convenient comfort.
-  **Multi-function Remote**  
Control the flame, heat and thermostat from the comfort of your chair.
-  **LED Lighting**  
Flame and lights use brilliant, low-energy LED's that require zero maintenance.
-  **All-season Flames**  
Enjoy the unique charm of a fireplace 365 days a year using the flames without the heat.
-  **Cool-touch Glass**  
Glass remains cool making it safe for any location and any user.
-  **Low Carbon Footprint**  
The most sustainable fireplace option; no emissions and 100% efficient.
-  **Plug Kit Included**  
Includes 3-prong cord for plug-in (120V) installations.

## DF Series

### 30" Plug-in Electric Firebox

# DF3015



120 Volts | 1,500 Watts | 5,118 BTU

Model #	Description	Lbs / Kg	UPC	Wty.	Carton Dimensions (WxHxD)		Cube	
					Inches	cm	ft³	m³
DF3015	30" self-trimming firebox with refractory brick look interior	67 / 30.5	781052 043213	1 yr.	36 x 14 x 29	91.4 x 35.6 x 73.7	8.5	0.2

Specifications, finishes and dimensions are subject to change. \*Limited warranty. ©2019 Glen Dimplex Americas.

### Features

- The Original Dimplex Flame Effect™**  
A blend of technology, artistry and craftsmanship that sets the standard for realism.
- Patented Inner Glow Logs**  
Individually molded and hand-finished logs pulse and glow from within for the look of natural burning logs.
- LED Lighting**  
Flame and lights use brilliant, low-energy LED's that require zero maintenance.
- Supplemental Heat**  
Includes a fan-forced heater that provides supplemental warmth for small spaces up to 400 square feet.
- Thermostat Control**  
Provides temperature control to ensure consistent comfort.
- Heater Disable**  
Easily disable the heater for tamperproof operation in commercial and residential installations.
- Remote**  
Includes a convenient on/off remote for ease of use at your fingertips.
- All-season Flames**  
Enjoy the unique charm of a fireplace 365 days a year using the flames without the heat.
- Zero Emissions**  
The most sustainable fireplace option; no emissions and 100% efficient.
- Cool-touch Glass**  
Glass remains cool making it safe for any location and any user.
- Just plug It In**  
Simply plug into any standard household outlet for instant ambiance.

## DF Series

### 33" Plug-in Electric Firebox

# DF3033ST



Remote

### Features

-  **The Original Dimplex Flame Effect™**  
 A blend of technology, artistry and craftsmanship that sets the standard for realism.
-  **Patented Inner Glow Logs**  
 Individually molded and hand-finished logs pulse and glow from within for the look of natural burning logs.
-  **Supplemental Heat**  
 Includes a powerful fan-forced heater designed to keep the rooms you spend the most time in warm and comfortable. Reduce your central furnace temperature and cut your heating costs!
-  **Thermostat**  
 Includes a thermostat controlled fan-forced heater to ensure consistent comfort.
-  **Remote**  
 Provides convenient control at your fingertips.
-  **All-season Flames**  
 Enjoy the unique charm of a fireplace 365 days a year using the flames without the heat.
-  **Economical**  
 Economical to operate costing only pennies per hour.\*
-  **Low Carbon Footprint**  
 The most sustainable fireplace option; no emissions and 100% efficient.
-  **Cool-touch Glass**  
 Glass remains cool making it safe for children and pets in any location.
-  **Just Plug It In**  
 Simply plug into any standard household outlet for instant ambiance.

120 Volts | 780 Watts | 2,661 BTU

Model #	Description	Lbs / Kg	UPC	Wty.	Carton Dimensions (WxHxD)		Cube	
					Inches	cm	ft³	m³
DF3033ST	33" Self-trimming Electric Firebox - Logs	60.4 / 27.5	781052 054271	5 yr.	37-1/4 x 13 x 27-5/8	94.2 x 33.0 x 70.1	7.7	0.2

Specifications, finishes and dimensions are subject to change. \*Limited warranty. ©2019 Glen Dimplex Americas.

\* Based on national average residential electricity rate. Rates vary.



## DFR Series

### 25" Plug-in Electric Firebox

# DFR2551G



Also available with Inner Glow Logs: DFR2551L

**DFR SERIES NOT SOLD SEPARATELY, ONLY AVAILABLE WITH THE: DEAN DM26-1909WI AND JESSE DM26-1908IM**

#### Color Themes















Multi-function Remote

120 Volts | 1,500 Watts | 5,118 BTU

Model #	Description	Lbs / Kg	UPC	Wty.	Carton Dimensions (WxHxD)		Cube	
					Inches	cm	ft <sup>3</sup>	m <sup>3</sup>
DFR2551G	25" Firebox with Acrylic Ice Media Bed	30.1 / 13.7	781052 099814	1 yr.	28-3/4 x 22-1/2 x 10-5/8	73.0 x 57.0 x 27.0	4.0	0.1
DFR2551L	25" Firebox with Inner Glow Logs	30.1 / 13.7	781052 099807	1 yr.	28-3/4 x 22-1/2 x 10-5/8	73.0 x 57.0 x 27.0	4.0	0.1

Specifications, finishes and dimensions are subject to change. \*Limited warranty. ©2019 Glen Dimplex Americas.

### Features

-  **Color-rich Flame Effect**  
Lifelike flames enhanced with a spectrum of colors - customize to suit mood or décor.
-  **Acrylic Ice Media Bed**  
Light plays through different size pieces and sparkle in a spectrum of colors.
-  **Media Accent Colors**  
Choose from a variety of brilliant color themes or cycle through a range of colors using the custom mode, freezing on the hue of your choice.
-  **LED Lighting**  
Flame and lights use brilliant, low-energy LED's that require zero maintenance.
-  **Powerful Heating**  
Powerful fan-forced heater features a safe, ceramic element that provides on-demand heat for up to 1,000 square feet.
-  **Floating Display™**  
On-screen display shows temperature and feature settings at a glance.
-  **Multi-function Remote**  
Control 100% of the fireplace features from the comfort of your chair.
-  **All-season Flames**  
Enjoy the unique charm of a fireplace 365 days a year using the flames without the heat.
-  **Economical**  
Economical to operate costing only pennies per hour.\*
-  **Low Carbon Footprint**  
The most sustainable fireplace option; no emissions and 100% efficient.
-  **Cool-touch Glass**  
Glass remains cool making it safe for children and pets in any location.
-  **Just Plug It In**  
Simply plug into any standard household outlet for instant ambiance.

\* Based on national average residential electricity rate. Rates vary.

## DFR Series

### 25" Plug-in Electric Firebox

# DFR2551L



Also available with Acrylic Ice Media Bed: DFR2551G













**DFR SERIES NOT SOLD SEPARATELY, ONLY AVAILABLE WITH THE: DEAN DM26-1909WI AND JESSE DM26-1908IM**

#### Color Themes



Multi-function Remote

### Features

-  **Color-rich Flame Effect**  
Lifelike flames enhanced with a spectrum of colors - customize to suit mood or décor.
-  **Patented Inner Glow Logs**  
Individually molded and hand-finished logs pulse and glow from within for the look of natural burning logs
-  **Media Accent Colors**  
Choose from a variety of brilliant color themes or cycle through a range of colors using the custom mode, freezing on the hue of your choice.
-  **LED Lighting**  
Flame and lights use brilliant, low-energy LED's that require zero maintenance.
-  **Powerful Heating**  
Powerful fan-forced heater features a safe, ceramic element that provides on-demand heat for up to 1,000 square feet.
-  **Floating Display™**  
On-screen display shows temperature and feature settings at a glance.
-  **Multi-function Remote**  
Control 100% of the fireplace features from the comfort of your chair.
-  **All-season Flames**  
Enjoy the unique charm of a fireplace 365 days a year using the flames without the heat.
-  **Economical**  
Economical to operate costing only pennies per hour.\*
-  **Low Carbon Footprint**  
The most sustainable fireplace option; no emissions and 100% efficient.
-  **Cool-touch Glass**  
Glass remains cool making it safe for children and pets in any location.
-  **Just Plug It In**  
Simply plug into any standard household outlet for instant ambiance.

120 Volts | 1,500 Watts | 5,118 BTU

Model #	Description	Lbs / Kg	UPC	Wty.	Carton Dimensions (WxHxD)		Cube	
					Inches	cm	ft³	m³
DFR2551L	25" Firebox with Inner Glow Logs	30.1 / 13.7	781052 099807	1 yr.	28-3/4 x 22-1/2 x 10-5/8	73.0 x 57.0 x 27.0	4.0	0.1
DFR2551G	25" Firebox with Acrylic Ice Media Bed	30.1 / 13.7	781052 099814	1 yr.	28-3/4 x 22-1/2 x 10-5/8	73.0 x 57.0 x 27.0	4.0	0.1

Specifications, finishes and dimensions are subject to change. \*Limited warranty. ©2019 Glen Dimplex Americas.

\* Based on national average residential electricity rate. Rates vary.

## DFR Series

### 26" Plug-in Electric Firebox

# DFR2651L



#### Color Themes










Multi-function Remote

120 Volts | 1,500 Watts | 5,118 BTU

Model #	Description	Lbs / Kg	UPC	Wty.	Carton Dimensions (WxHxD)		Cube	
					Inches	cm	ft <sup>3</sup>	m <sup>3</sup>
DFR2651L	26" Firebox with inner glow logs	38.6 / 17.5	781052 099821	1 yr.	10-1/2 x 30-1/8 x 26-7/8	26.5 x 76.5 x 68.0	4.9	0.1

Specifications, finishes and dimensions are subject to change. \*Limited warranty. ©2019 Glen Dimplex Americas.

### Features

-  **Color-rich Flame Effect**  
Lifelike flames enhanced with a spectrum of colors - customize to suit mood or décor.
-  **Patented Inner Glow Logs**  
Individually molded and hand-finished logs pulse and glow from within for the look of natural burning logs.
-  **Media Accent Colors**  
Choose from a variety of brilliant color themes or cycle through a range of colors using the custom mode, freezing on the hue of your choice.
-  **Self-trimming Design**  
Low-profile trim provides a finished edge in mantels, media consoles or built-in installations.
-  **Powerful Heating**  
Powerful fan-forced heater features a safe, ceramic element that provides on-demand heat for up to 1,000 square feet.
-  **Floating LED Display**  
View temperature settings and specialty functions such as sleep timer and color themes.
-  **Multi-function Remote**  
Control 100% of the fireplace features from the comfort of your chair.
-  **All-season Flames**  
Enjoy the unique charm of a fireplace 365 days a year using the flames without the heat.
-  **Reduces Liability**  
Ideal for public spaces in commercial installations; meets the strictest building codes.
-  **Low Carbon Footprint**  
The most sustainable fireplace option; no emissions and 100% efficient.
-  **Cool-touch Glass**  
Glass remains cool making it safe for any location and any user.
-  **Just Plug It In**  
Simply plug into any standard household outlet for instant ambiance.