

## ATTO ACCESSORIES

### SEATING & SUPPORT



ATTO /ATTO  
SPORT Armrests



Seat Cushion



Seat Cushion  
Leather



Luxury Swivel,  
Seat Leather



Seat & Cushion  
Support Belt



Luxury Orthopedic  
Backrest

### STORAGE



Essentials  
Pouch



Front & Rear  
Basket



Carryall  
& Cushion



Carryall  
& Cushion, Leather



Pet Carrier &  
Cushion, Black



Flight Kit



Oxygen Bottle  
Holder & Case

### TECHNICAL



Cane / Crutches  
Holders



Mobile Phone  
Holder



Rear Light Lifting  
Handle



ATTO Left Hand  
Throttle Kit



Standard Flight  
Battery



Long Distance Battery  
Not Flight Approved



Sun & Rain  
Foldable Canopy



Rear View Mirror



Cable Kit

SCAN TO LEARN  
HOW TO COMBINE  
OUR ACCESSORIES



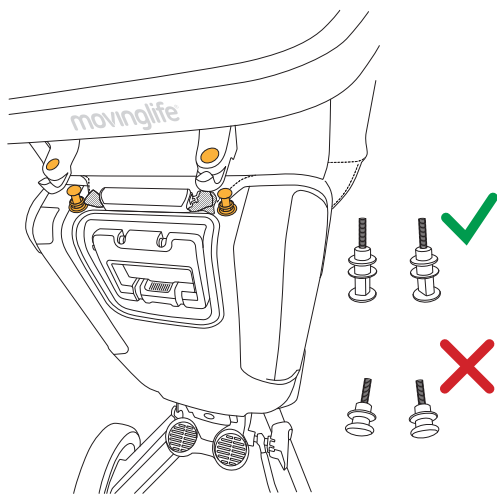
# LUXURY ORTHOPEDIC BACKREST LEATHER

BEST SUPPORT FOR YOUR BACK



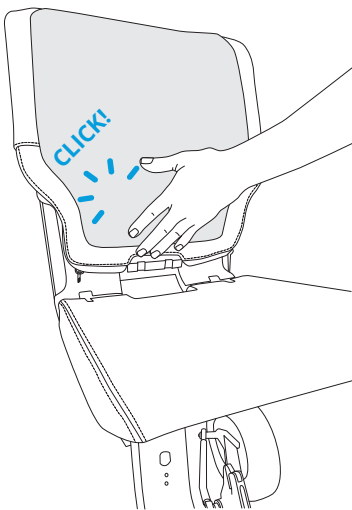
# How to Use

## LUXURY ORTHOPEDIC BACKREST LEATHER



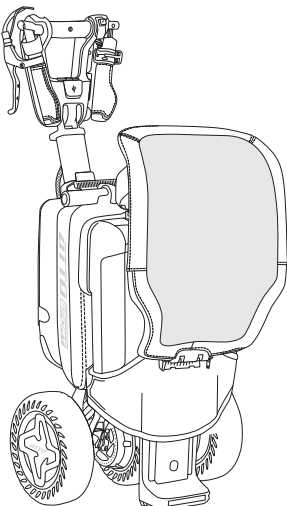
01

Unscrew the SHORT plastic knobs attached to the back. Replace them with the LONG knobs provided in the box. Then, place the holes of the orthopedic backrest over the knobs and make sure it sits firmly in place.



02

Fasten the lower part of the orthopedic back to the lower part of the chair, by pressing.



03

Folded mode: attach the orthopedic back to the back of the scooter back, with the long knobs.