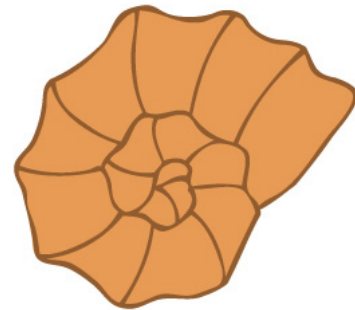




# HOW TO GET STARTED IN FOSSIL COLLECTING

Fossils are amazing objects to collect, but you have to make sure that you are safe and know what to look for.

Some of the best places to look for fossils are on beaches, as the sea erodes the cliffs, washes out the fossils and leaves them on the sand or amongst the pebbles for you to find.




Of course you need to stay safe, so we recommend wearing sturdy shoes, being aware of the tides and also bringing along a backpack so you can safely carry all your fossils home.

Some parts of the coast are more dangerous or more sensitive to the impact from fossil collecting so you need to check ahead first to see if you are allowed to take fossils away.

Places like Charmouth and Lyme Regis on the Jurassic Coast are perfect for budding fossil collectors. An even better idea would be to join a guided walk with fossil experts at the Charmouth Heritage Coast Centre or Lyme Regis Museum so you can learn how to spot fossils and how to collect them safely.

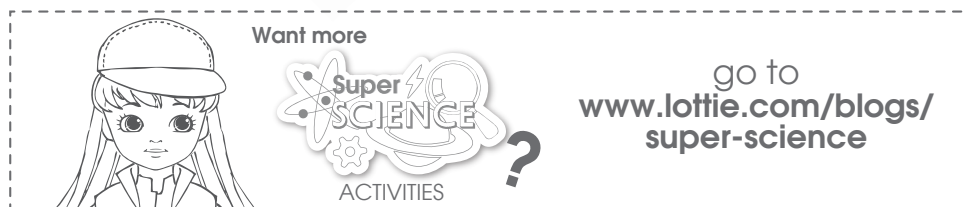
## HOW TO GET STARTED IN FOSSIL COLLECTING

Quarries are also really good places to look for fossils, but you would need to contact them to find out when they have open days for people to come and look for fossils.



You could also join a kids geology club like "Go Jurassic!" or "Rockwatch", where you can learn more about fossil collecting and join special fossil hunting events and trips.

Some of the best fossils are usually displayed in museums, so it's definitely worth visiting your local museum to find out more. You could learn about the local geology, see locally found specimens and get an idea of where you can go to find our own amazing fossils!



JURASSIC COAST Resources are licensed under a Creative Commons Attribution 4.0 International License.

### Photo Credits

All images and text are copyright of Jurassic Coast Trust. Permission must be sought should anybody wish to extract and use any of the text and images for any other use.

