


ZETA

Architectural LED Lighting Innovations
1.3" / 1.8" / 2.3" Linear Portfolio





Optimal visual comfort
with Zeta family



Beauty + Utility = ZETA

Combining superior esthetics, quality performance and unparalleled versatility, Zeta offers new opportunities to capture the beauty and benefits of true lighting.

Up to
Three form sizes

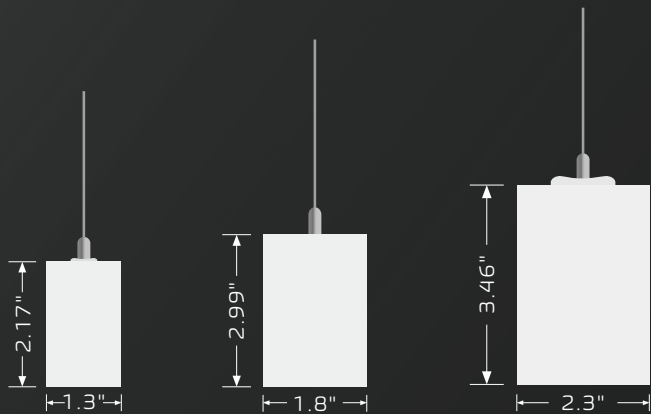
Up to
Five optics

Up to
Nine illumination

Endless
Design possibilities

One Clean Look Three Form Sizes

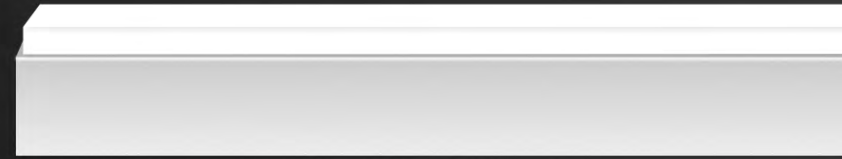

The Zeta family of luminaires is currently available in three form sizes, enabling designers to match the desired aesthetic for an interior space. All apertures are available in standard lengths of 2ft, 4ft and 8ft.




1.3" Zeta Slim

1.8" Zeta

2.3" Zeta Bold



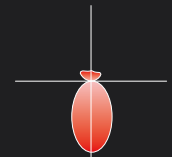


Versatile And Streamlined

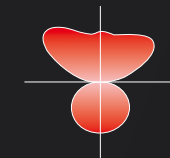
With five direct optics options, Zeta family delivers precise, textural and comfortable lighting for a variety of applications. It also allows easy access to repair or replace different optics or CCT.



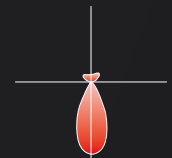
Diffuser (110°)



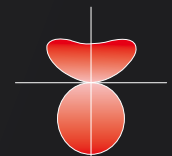
Louver (80°)



Convex (110°)



Micro Reflector (60°)
UGR < 15



Deep Regressed (75°)



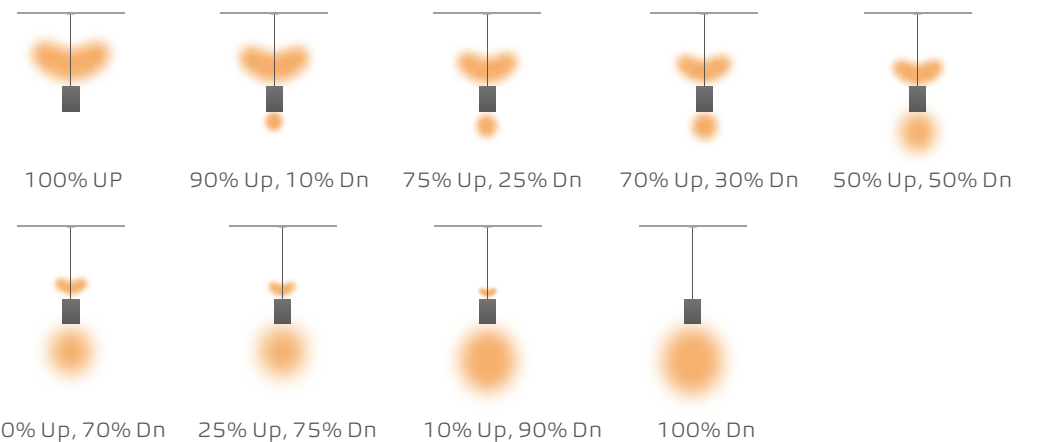
It can be paired with a simple uplight optic, creating a comfortable and distinctive direct/indirect luminaire.





Unprecedented Performance A Wide Range Of Distributions

With a maximum output of 1000 lm/ft and a choice of various optics, Zeta is capable of delivering the light levels needed for the most demanding applications with a total of nine lighting distribution options.




* Reference spec sheet for distributions possible with each type.



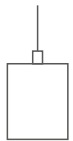
Unparalleled Versatility

Four Mounting Planes
Come Unlimited Lighting Design

Flexible Architectural Lighting Systems



Pendant



Surface



Wall Mount




Recessed




Quick Suspending T-grid Or Dry Ceiling Compatible

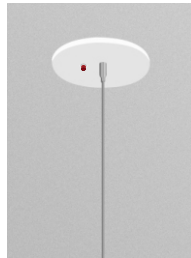
Canopy Style



1.6" Round
(Non Power Feed)




4.5" Round
(Power Feed)




4.5" Round With
Emergency Driver
(Non Power Feed)




5.8" Round With
Occupancy Sensor
(Power Feed)




1.6" Square
(Non Power Feed)



4.5" Square
(Power Feed)


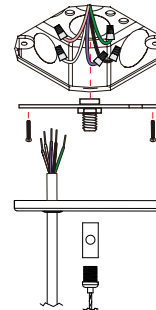
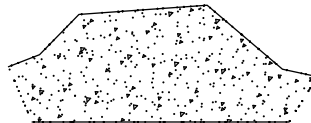


4.5" Square With
Emergency Driver
(Non Power Feed)



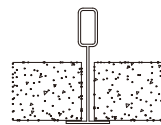
Dry Ceiling / Off Grid

"Various Hard Ceilings"
(Mount to J-box)

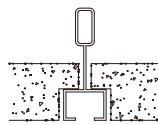


Drop Ceiling / On Grid

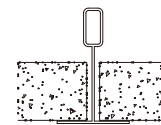
Suspending the luminaire in the T-grid. Compatible for various T-grid, including 9/16" Flat, 9/16" Slot, 15/16" Flat.



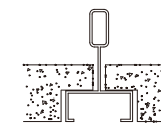
9/16" Flat Ceiling



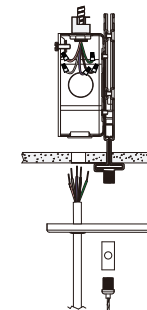
9/16" Slot Ceiling



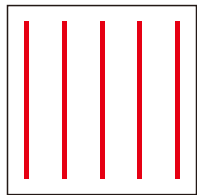
15/16" Flat Ceiling



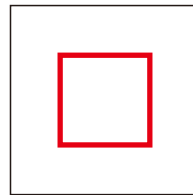
15/16" Slot Ceiling



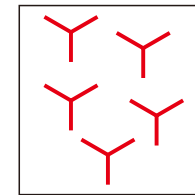
*Please see the installation instruction for more details.



Linear Lighting



Geometric Lighting



The Art of Stenciling

A Faster, More Flexible Approach Open Up The Space In Unexpected Ways

While simple in appearance, Zeta provides wide, powerful lighting thanks to innovating joint system. A wide choice of joiners increases application flexibility.



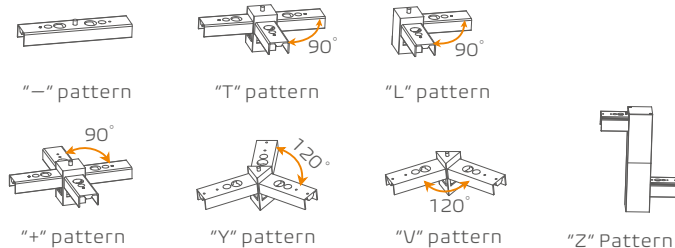
• 42' Continuous Roll-out Lens Resulting In Seamless Architectural Integration

Create clean, seamless runs that are quicker to install with this quality press-in acrylic lens that will not crinkle or bow'.



• Seven Joiners

The innovative joiner with lets you design flexible. It results in quick and easy design and installation, shorter project timelines and significant cost reductions.





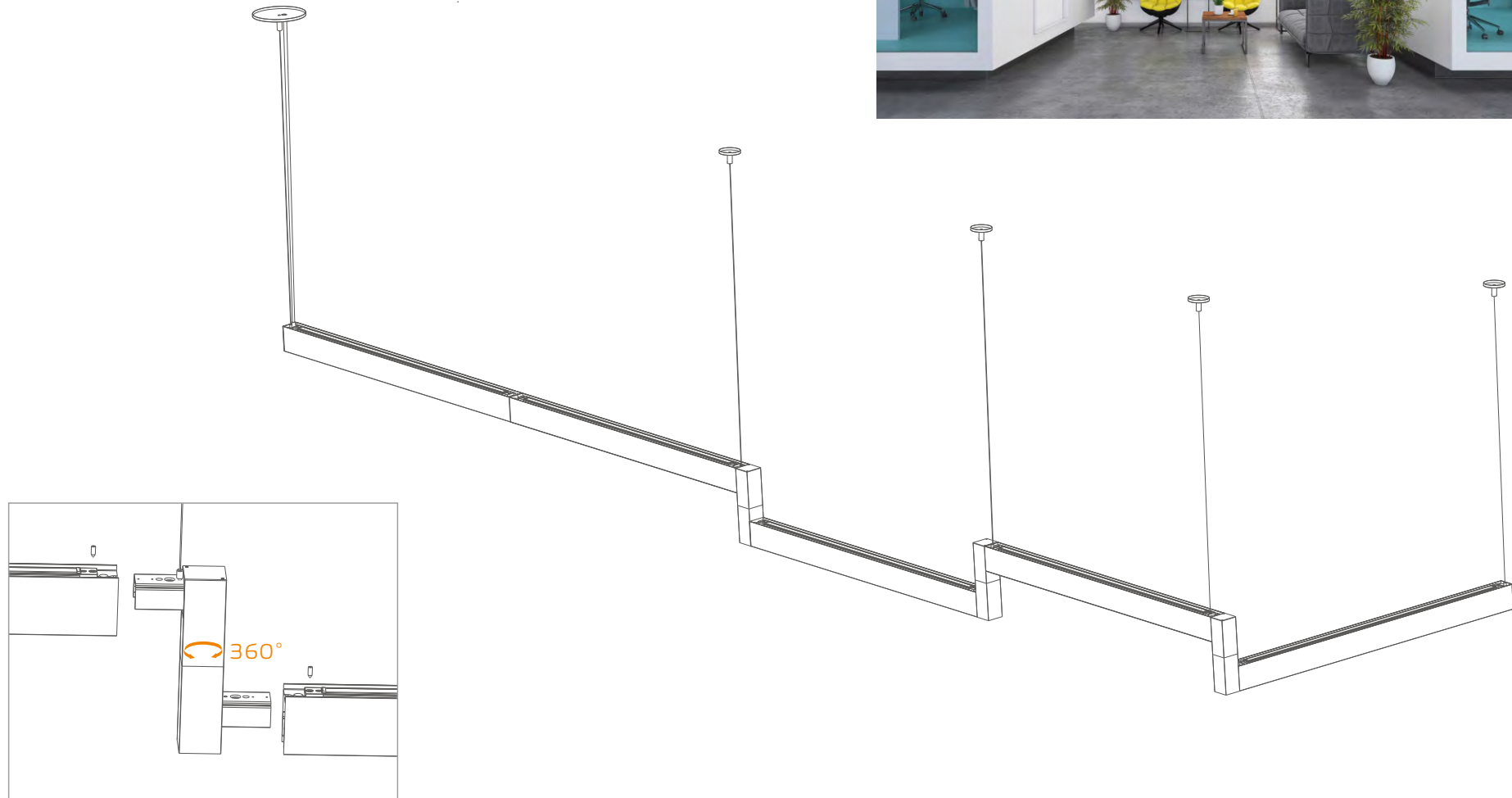
NEW

Flexibility for straight or angled connections, and the ability to connect another line on a different plane.

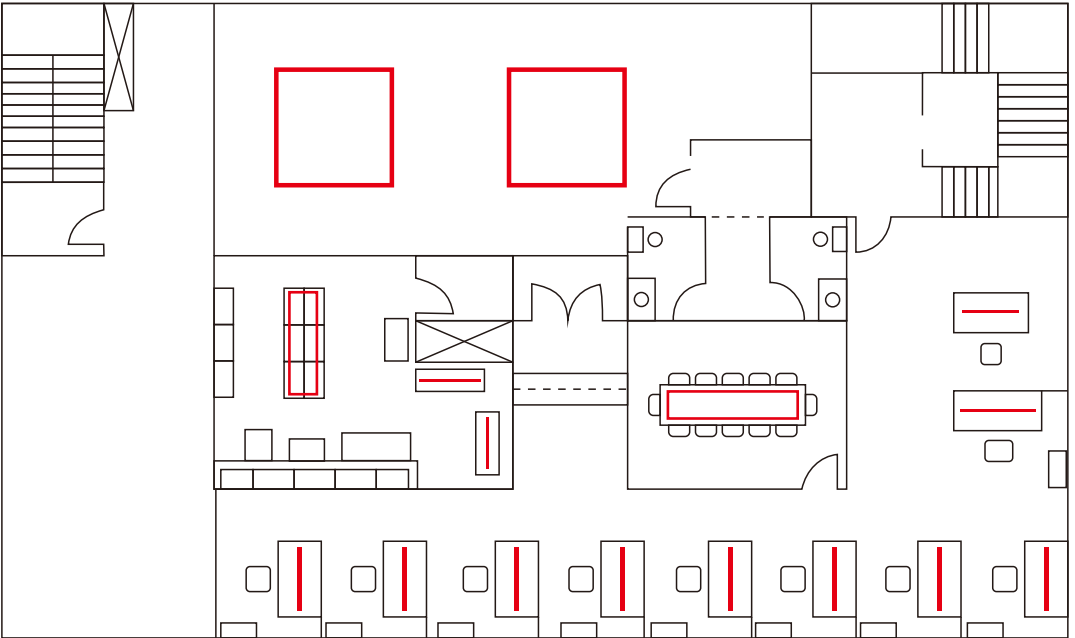
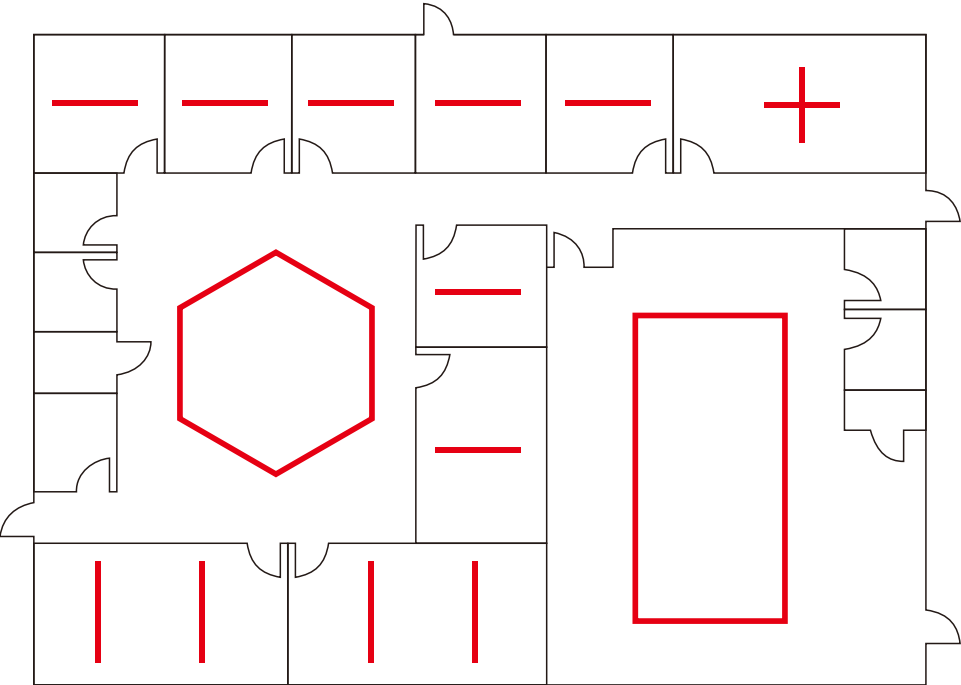
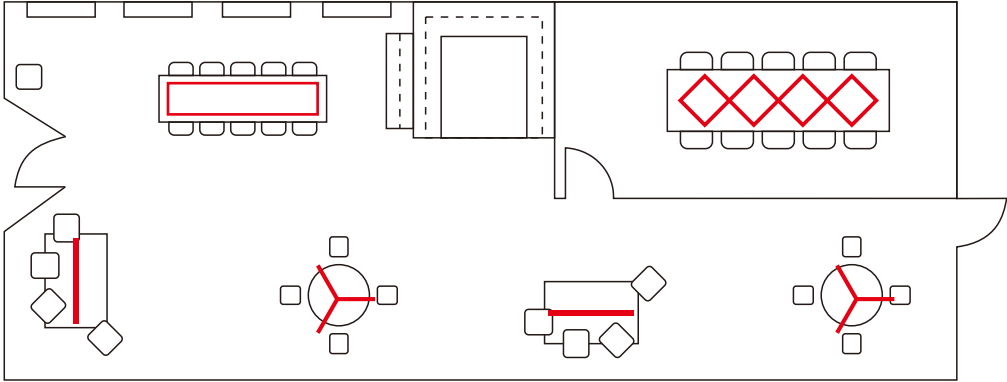
360° Bridge Bracket System Joiner

Virtually limitless design possibilities
It allows for maximum flexibility for continuous runs whether straight or with turns at any horizontal angle, in single or multiple planes, which enables a wide range of lighting pattern configurations.

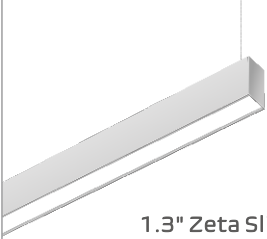
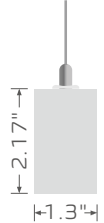
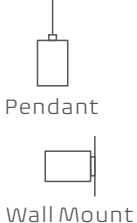
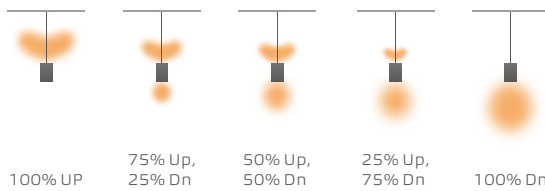
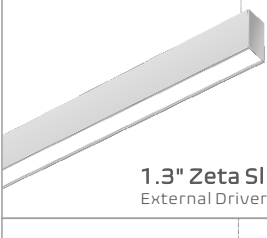


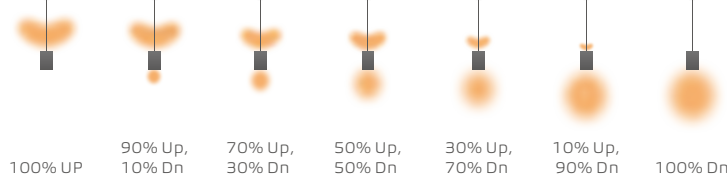
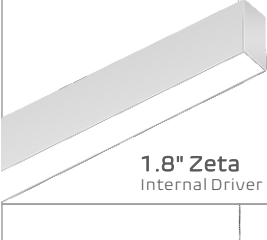
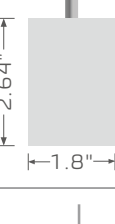
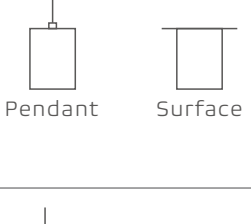

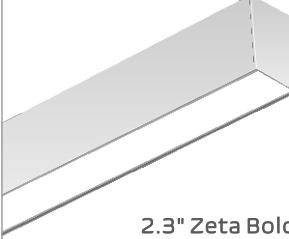
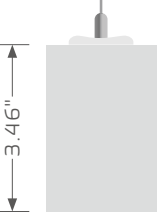
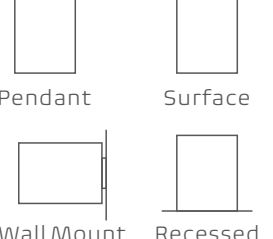
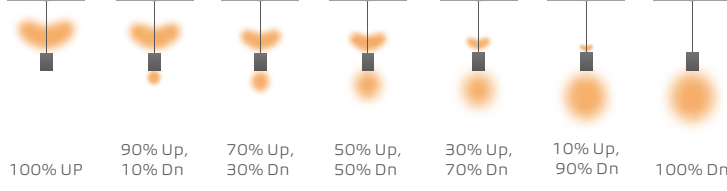
*Only for Zeta 2.3".



Lighting Design Flexibility You Can Work With



The Linear Collection

PRODUCTS	DIMENSIONS	OPTICS OPTIONS	MOUNTING OPTIONS	SURROUND LITE	Joiner
 <p>1.3" Zeta Slim Internal Driver</p>	 <p>2.17" 1.3"</p>	Diffuser Louver Micro Reflector Convex	 <p>Pendant Surface Wall Mount</p>	 <p>100% UP 75% Up, 25% Dn 50% Up, 50% Dn 25% Up, 75% Dn 100% Dn</p>	"I" Pattern "T" Pattern "L" Pattern "+" Pattern "Y" Pattern "V" Pattern
 <p>1.3" Zeta Slim External Driver</p>	 <p>2.17" 1.3"</p>	Diffuser Louver Micro Reflector Convex	 <p>Pendant</p>	 <p>100% UP 90% Up, 10% Dn 70% Up, 30% Dn 50% Up, 50% Dn 30% Up, 70% Dn 10% Up, 90% Dn 100% Dn</p>	"I" Pattern "T" Pattern "L" Pattern "+" Pattern "Y" Pattern "V" Pattern
 <p>1.8" Zeta Internal Driver</p>	 <p>2.64" 1.8"</p>	Diffuser	 <p>Pendant Surface</p>	 <p>100% Dn</p>	"I" Pattern
 <p>2.3" Zeta Bold Internal Driver</p>	 <p>3.46" 2.3"</p>	Diffuser Louver Micro Reflector Deep Regressed	 <p>Pendant Surface Wall Mount Recessed</p>	 <p>100% UP 90% Up, 10% Dn 70% Up, 30% Dn 50% Up, 50% Dn 30% Up, 70% Dn 10% Up, 90% Dn 100% Dn</p>	"I" Pattern "T" Pattern "L" Pattern "+" Pattern "Y" Pattern "V" Pattern "Z" Pattern



American's architectural and commercial LED Lighting Enthusiast

Founded in 2008, OKT is known for quality commercial and architectural lighting in North America. We deliver better light you can see, experience and benefit from. At OKT Lighting, our teams are made up of dreamers and doers who are committed to making better lighting. We're not only focused on making solutions that last, but on redefining what's possible, from the lighting we engineer to the value we add.

WE ARE YOUR RELIABLE PARTNER

We are your logistics hub. Our network covers entire North America.

- Shipping within 48 hours
- Without Stock Risk
- No Tariff Worries
- Live Inventory Access
- 24/7 Online Service
- Local Assembly*
- Prompt RMA
- Local OEM
- Dropship

We are your marketing dept., visual marketing support is available.

- Data Sheet
- Sales Sheet
- Installation Sheet
- IES
- Revit Files
- HD Photos
- Video
- Sample Bags
- Professional Product Training