

WARNING:

WARNING - Risk of fire or electric shock. LED Retrofit Kit installation requires knowledge of luminaires electrical systems. If not qualified, do not attempt installation. Contact a qualified electrician.

AVERTISSEMENT - Risque d'incendie ou de choc électrique. Installation du kit de Retrofit LED exige une connaissance des systèmes électriques luminaires. Si vous n'êtes pas qualifié, ne tentez pas de l'installation. Contactez un électricien qualifié.

WARNING - Risk of fire or electric shock. Install this kit only in the luminaires that have the construction features and dimensions shown in the photographs and/or drawings and where the input rating of the retrofit kit does not exceed the input rating of the luminaire.

AVERTISSEMENT - Risque d'incendie ou de choc électrique. Installez ce kit dans les luminaires qui ont les caractéristiques de construction et les dimensions indiquées dans les photographies et / ou dessins et où la cote d'entrée du kit de modification ne dépasse pas la capacité d'entrée du luminaire.

WARNING - To prevent wiring damage or abrasion, do not expose wiring to edges of sheet metal or other sharp objects.

AVERTISSEMENT - Pour éviter d'endommager le câblage ou à l'abrasion, ne pas exposer le câblage aux bords de tôle ou d'autres objets pointus.

WARNING: To avoid potential fire or shock hazard, do not use this retrofit kit in luminaires employing shunted bi-pin lampholders. Note: Shunted lamp holders are found only in fluorescent luminaires with Instant-Start ballasts. Instant-start ballasts can be identified by the words "Instant Start" or "I.S." marked on the ballast. This designation may be in the form of a statement pertaining to the ballast itself, or may be combined with the marking for the lamps with which the ballast is intended to be used, for example F40T12/IS. For more information, contact the LED luminaire retrofit kit manufacturer.

AVERTISSEMENT: Pour éviter tout incendie potentiel ou tout risque de choc, ne pas utiliser ce kit de rénovation dans les luminaires utilisant des douilles shuntées à deux broches. Remarque: les supports de lampe shunté ne se trouvent que sur les luminaires fluorescents avec ballasts et à allumage instantané. Les ballasts à allumage instantané peuvent être identifiés par les mots "Démarrage instantané" ou "I.S." sur la ballaste. Cette désignation peut être présentée sous la forme d'une déclaration relatives au ballast lui-même, ou peut être combinée avec le marquage pour les lampes dont le ballast est destiné à être utilisé, par exemple le modèle F40T12 / EST. Pour plus d'informations, contactez le fabricant du kit de rénovation de luminaire LED.

Do not make or alter any open holes in an enclosure of wiring or electrical components during kit installation.

Installers should not disconnect existing wires from lampholder terminals to make new connections at lampholder terminals. Instead installers should cut existing lampholder leads away from the lampholder and make new electrical connections to lampholder lead wires by employing applicable connectors.

THIS RETROFIT KIT IS ACCEPTED AS A COMPONENT OF A LUMINAIRE WHERE THE SUITABILITY OF THE COMBINATION SHALL BE DETERMINED BY AUTHORITIES HAVING JURISDICTION.

THERE ARE LED TUBE, OPERATION INSTRUCTION AND FIELD APPLIED LABEL IN THIS RETROFIT KIT.

Operation Instruction

— Double ended By Pass/Line Voltage

Product Name: LED T5 Tube Series
Product Model: T5-LED

1. Product Features:

- UL certified
- Full glass housing: No Aging, Yellowing, Bending.
- Double ended:



2. Product Applications:

Widely used in residential buildings, offices, shopping malls, supermarkets, hospitals, assembly lines, warehouses, etc. for energy saving illumination.

3. Installation Instructions:

Please completely comply with these instructions and notes, to ensure that the product is operated in a safe condition.

△ Safety Precautions:

For your and others' safety, please read the precaution carefully before installation.

- Product should be installed by qualified electrician.
- Switch off the power supply before commencing work, make sure correct connection before power on.
- NOT FOR EMERGENCY LIGHTING.

The units covered by this report were intended to retrofit surface mount, Type IC or non-IC recessed mount Listed fluorescent luminaires that use maximum six tubular lamp. The minimum lamp compartment dimensions are tabulated below:

Model Number	MINIMUM LAMP COMPARTMENT DIMENSIONS [Length × Width × Height] [cm]	Lamp Quantity
T5L-ISFH1z-YYYY-4ft-XXX-xx	117x40x9	6

This device complies with Part 15 of the FCC Rules. Operation is subject to the following two conditions: (1) this device may not cause harmful interference, and (2) this device must accept any interference received, including interference that may cause undesired operation.

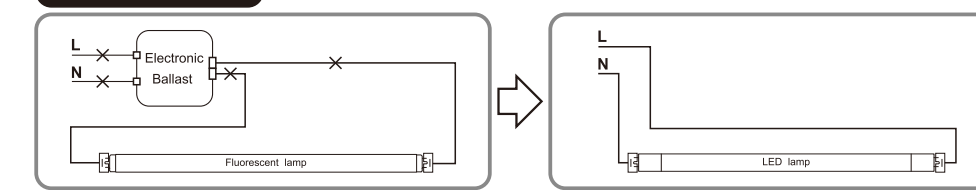
JIAXING SUPER LIGHTING ELECTRIC APPLIANCE CO LTD
1288 Jiachuang Road, Xiuzhou Area, Jiaxing, Zhejiang, 314000 CHINA
TEL: 0573-83713333
FAX: 0573-83910999
www.super-lamps.com

△ The below ballast wiring represents typical configuration. The actual ballast wiring varies according to ballast model. It is not needed to change socket (if in good condition) to operate double ended lamps, regardless the type of sockets. Please make sure one side of fixture is connected to Live (L) and the other side to Neutral (N).

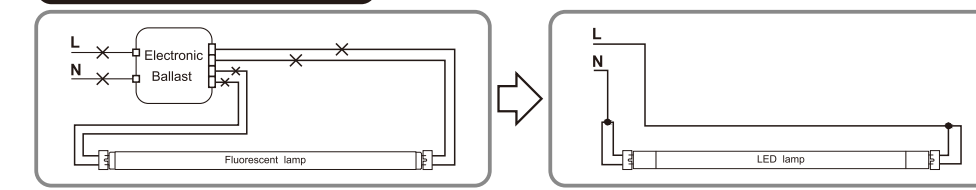
Wiring Instruction

Retrofit luminaire with 1 lamp

Instant Start

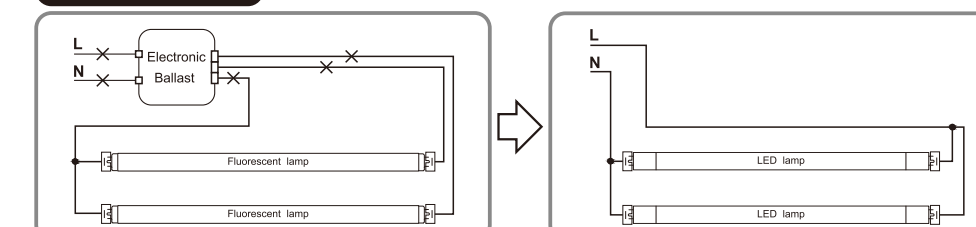


Program Start or Rapid Start

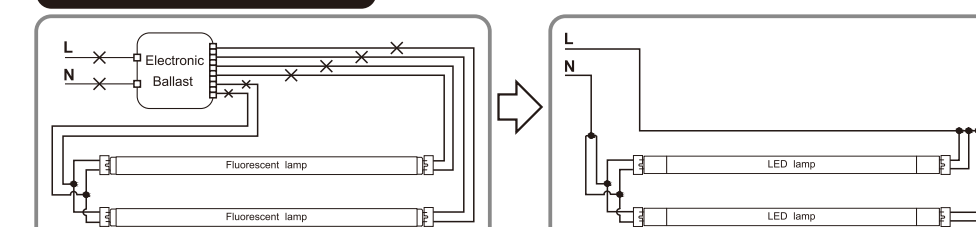


Retrofit luminaire with 2 lamps

Instant start



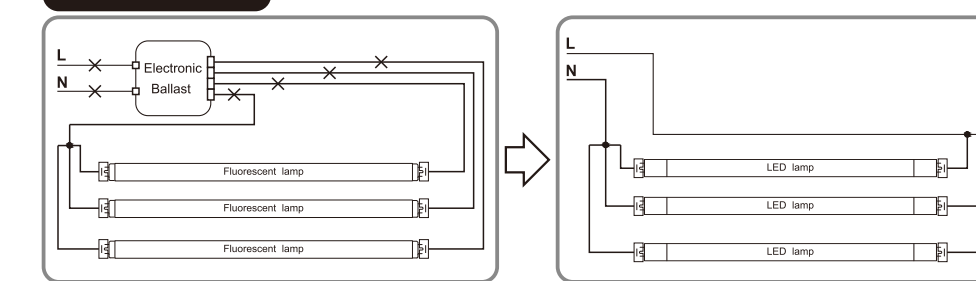
Program Start or Rapid Start



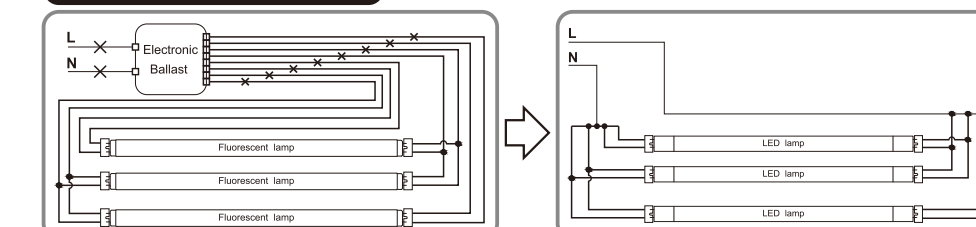
Wiring Instruction

Retrofit luminaire with 3 lamps

Instant start

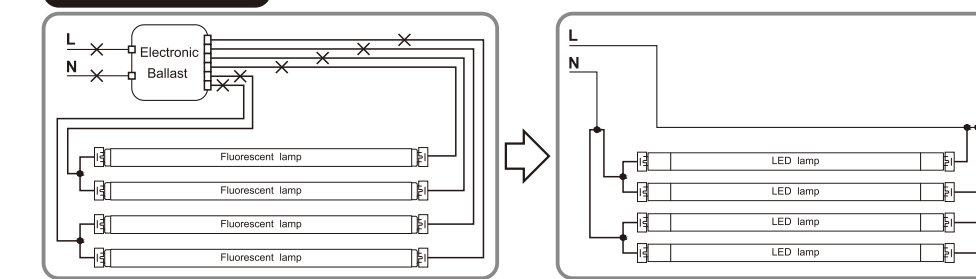


Program Start or Rapid Start



Retrofit luminaire with 4 lamps

Instant start



Program Start or Rapid Start

