



# SOSEN LED Driver, Your Smart Choice

## Specifications

### SS-150VA Series LED Driver

Model: SS-150VA-56\*

Description: 150W LED Driver

Rev.: V06

Release Date: 2021-09-02

# SS-150VA Series LED Driver

**SOSEN**  
LED DRIVER



**LED DRIVER**

**VA Series**



## Features:

- Efficiency up to 93%
- Isolated dimming:1-10V,PWM,Resistor,Timing
- IP67
- Protections: SCP/OTP/OVP/OPP
- Class P
- Type HL, suitable for hazardous locations
- Surge protection: CM: 10kV, DM: 6kV
- Warranty: 5 years



## Description:

SS-150VA is a rectangular driver with 90-305Vac input, the 150W model are designed for street and area lights with IP67 and 10kV/6kV surge protection. It has UL listed mark with Class P and Type HL rated.

## Model List:

Model	AC Input Range	Max. Pout	Vout Range	Full Power Vo Range	Iout	THD(Typ.)	PF(Typ.)	Eff.(Typ.)	Max.Tc
SS-150VA-56*	90-305Vac	150W	22-56V	36-56V	2.1-4.2A	8%	0.98	93%	90°C

Note:

- 1.Default Tested: at 220Vac, full load, Ta 25°C.
- 2.The performance of the LED Driver can be guaranteed within the full power Vo range.The voltage lower than full power Vo range, it is need to test the performance with the LED module;
3. "\*" Optional B or space in the place of \* means additional function.
  - Space is the base model without any optional function;
  - Suffix B for model with 3-in-1 dimming (1-10V, PWM, Resistor);
  - Suffix T for model with Timing.

# SS-150VA Series LED Driver

## Input Characteristics:

Parameter	Min.	Typ.	Max.	Remark
Rated AC Input Range	100Vac		277Vac	
AC Input Range	90Vac		305Vac	
Input Frequency Range	47Hz	50/60Hz	63Hz	
Max Input Current			1.8A	100Vac, Full load
Max Input Power			170W	100Vac, Full load
Max Inrush Current(120Vac)			60A	Cold start
Max Inrush Current(220Vac)			110A	Cold start
Max Inrush Current(277Vac)			125A	Cold start
No Load Power			3W	220Vac/50Hz, No load
Power Factor	0.95	0.98		220Vac/50Hz, Full load
	0.90			100-277Vac/50Hz, 70-100% load
THD		8%	10%	220Vac/50Hz, Full load
			20%	100-277Vac/50Hz, 70-100% load

# SS-150VA Series LED Driver

## O/P Characteristics:

Parameter	Min.	Typ.	Max.	Remark
O/P Voltage Range	22V		56V	Power derated @22-36V
Rated O/P Voltage	36V		56V	$P_o = V_o \cdot I_o = 150W$ , Full load
Rated O/P Current	2.7A		4.2A	4.2A for 36V, 2.7A for 56V
Adj. O/P Current (AOC) Range	2.1A		4.2A	
No Load Voltage			60V	
Efficiency @120Vac	90.0%	91.0%		O/P 42V/3.6A
Efficiency @220Vac	92.0%	93.0%		O/P 42V/3.6A
Efficiency @277Vac	92.5%	93.5%		O/P 42V/3.6A
O/P Current Tolerance	-5%		+5%	
O/P Current Ripple(PK-AV)		5%	10%	Full load
Start-up Current Overshoot			10%	Full load
Start-up Time			0.5S	120Vac, Full load
			0.5S	220Vac, Full load
Line Regulation	-2%		+2%	Full load
Load Regulation	-2%		+2%	
Temperature Coefficient	-0.03%/°C		+0.03%/°C	Tc: 0°C~90°C
OTP	90°C	100°C	110°C	> Tc Typ., Current derating < Tc Min., Current recovery
Short Circuit Protection			15W	Driver will not be damaged, Hiccup mode

# SS-150VA Series LED Driver

## Other Characteristics:

Parameter		Min.	Typ.	Max.	Remark
1-10V Dimming (Optional)	Dim Vmax	0V		12V	DIM+ source current 110uA.
	Dim Range	10%Iomax		100%Ioset	Dimming prohibits reverse connection
	Rec.Dim Range	1V		10V	
PWM Dimming (Optional)	PWM High	9.8V		10.2V	DIM+ source current 110uA.
	PWM Low	0V		0.3V	Dimming prohibits reverse connection
	Frequency	1KHz		2KHz	
	PWM Duty	10%		100%	
Resistor Dimming (Optional)	Resistance	10Kohm		100Kohm	DIM+ source current 110uA.
	Dim Range	10%Iomax		100%Ioset	
Timing Curve(Optional)	By programming			Set by program (Externally programmable)	
Lifetime(Tc≤74°C)	≥62,000 hours			80% load	
MTBF	205,000 hours			220Vac,Full load, Ta=25°C (MIL-HDBK-217F)	
IP Grade	IP67				
Tc	90°C				
Warranty	5 years			Tc:74°C	
Net Weight	960g				
Dimension	201mm*71mm*39.6mm			L x W x H	

NOTE: All the parameters above are tested Ta 25°C and LED load, unless specified.

# SS-150VA Series LED Driver

## Environmental Requirements

Parameter	Min.	Typ.	Max.	Remark
Operating Temperature(Tcase)	-40°C	25°C	+90°C	
Storage Temperature	-40°C	25°C	+90°C	
Operation Humidity	10%RH		90%RH	
Storage Humidity	5%RH		95%RH	
Altitude	-65m		4000m	

## Safety and EMI/EMS Standards

Certification	Standard	Status	Remark
UL/cUL	UL8750	✓	
ENEC	EN 61347-1:2015 EN 61347-2-13:2014 EN 61347-2-13:2014/A1:2017	✓	
RCM	AS/NZS61347.2.13	✓	
CCC	GB 19510.14-2009	✓	
CE	EN 61347-2-13:2014 EN61347-1:2008+A1:2011+A2:2013	✓	

EMI/EMS	Criterion	Remark
Conduction Emission	EN55015:2013+A1:2015	
Radiation Emission	EN55015:2013+A1:2015	
Harmonic Current Emissions	IEC/EN 61000-3-2	Class C
Surge	IEC/EN61000-4-5	DM: 6kV,CM: 10kV,Criterion B
Ring Wave	IEC/EN 61000-4-12	DM: 6kV,CM: 6kV,Criterion B

# SS-150VA Series LED Driver

## Safety Test Items:

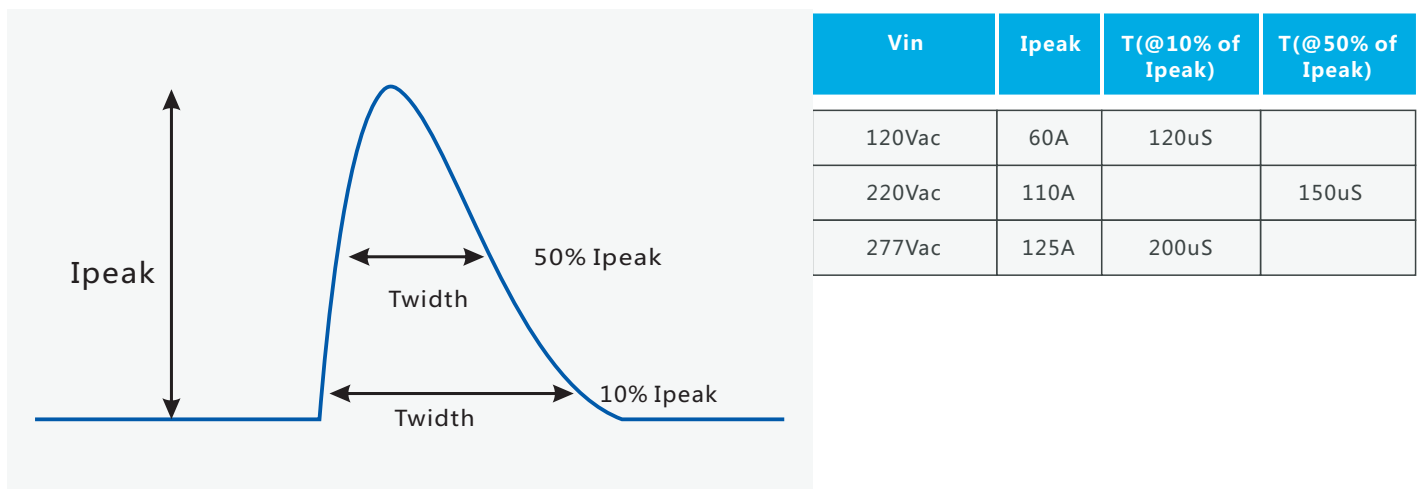
Safety Test Items	Technical Indicators			Remark
	UL Insulation Requirements	ENEC Insulation Requirements	CCC Insulation Requirements	
Insulation Requirements	UL Insulation Requirements	ENEC Insulation Requirements	CCC Insulation Requirements	
Input-O/P	1600Vac	3000Vac	3750Vac	Reinforced insulation
Input-Case	1600Vac	1500Vac	1875Vac	Basic insulation
Input-Dim	1600Vac	3000Vac	3750Vac	Reinforced insulation
O/P-Dim	1600Vac	1000Vac	1000Vac	Basic insulation
O/P-Case	500Vac	1000Vac	1000Vac	Basic insulation
Dim-Case	500Vac	250Vac	500Vac	Basic insulation
Insulation Resistance	≥10MΩ			Input-O/P,Test voltage:500Vdc
Ground Resistance	≤0.1Ω			25A/1min
Leakage Current	≤0.75mA			277Vac

### NOTE:

1. SOSEN warrants the LED Driver itself complies with EMC standard. However, LED Driver's EMC should be re-checked when integrated into lighting systems due to unexpected interference of components.
2. Please short (ACL and ACN), (V+ and V-), (Dim+ and Dim -) when Hi-pot test.
3. The CCC withstand voltage test needs to disconnect the built-in lightning protection tube. According to the IEC 60598-1:14 standard section 10.2, the "built-in lightning protection tube" can be marked on the nameplate to disconnect the discharge tube on testing.

## Performance Curves:

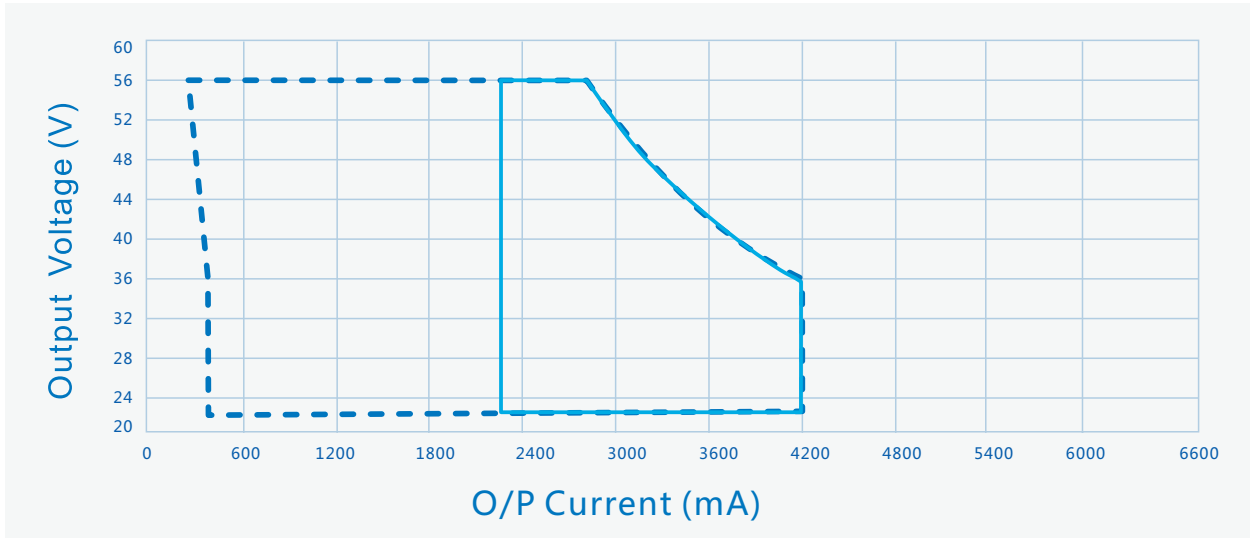
### Input Inrush Current



# SS-150VA Series LED Driver

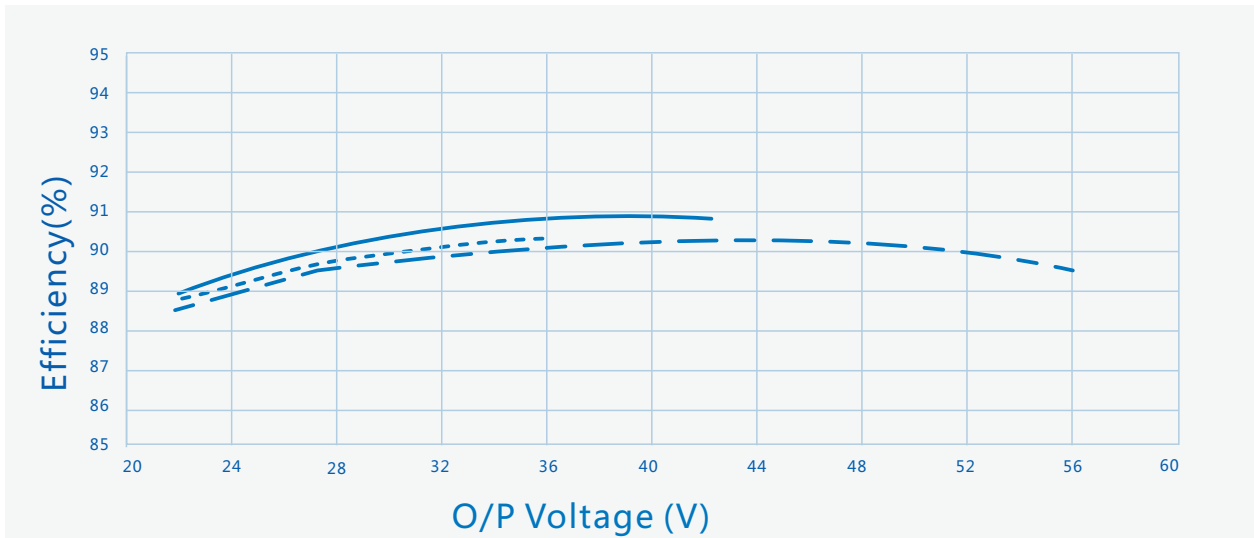
## Performance Curves:

O/P Voltage Vs. O/P Current(Dim/AOC Window)



----- Dimming Window      ————— AOC Window

Efficiency Vs. O/P Voltage ( $V_{in}=120Vac$ )



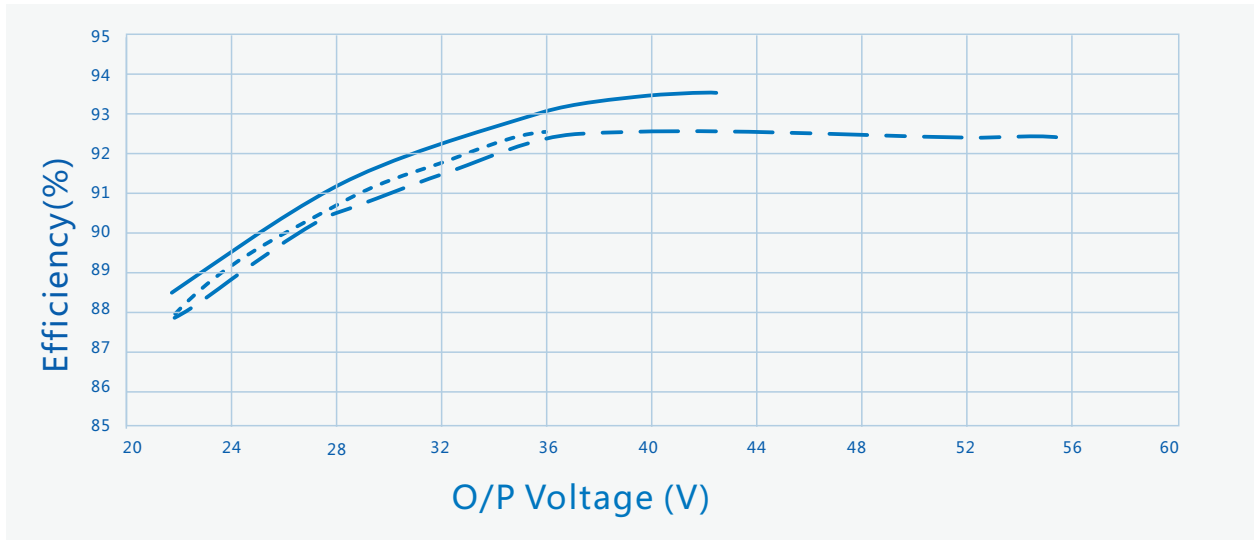
-----  $I_o=4200mA$       —————  $I_o=3600mA$       - . - .  $I_o=2700mA$



# SS-150VA Series LED Driver

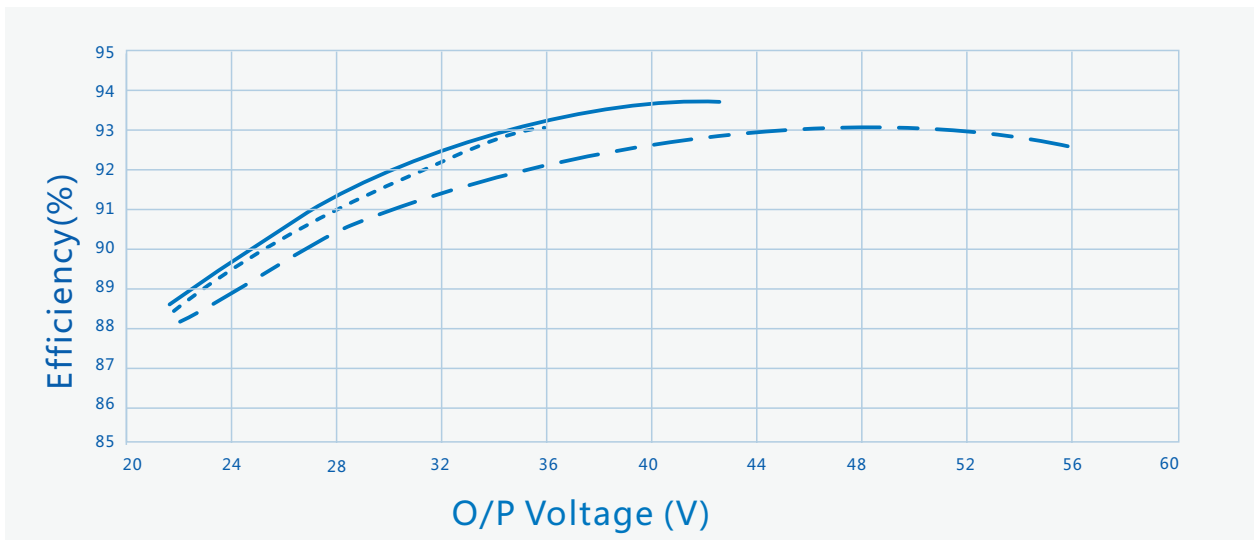
## Performance Curves:

Efficiency Vs. O/P Voltage ( $V_{in}=220V_{ac}$ )



-----  $I_o=4200mA$       ————  $I_o=3600mA$       - - - -  $I_o=2700mA$

Efficiency Vs. O/P Voltage ( $V_{in}=277V_{ac}$ )

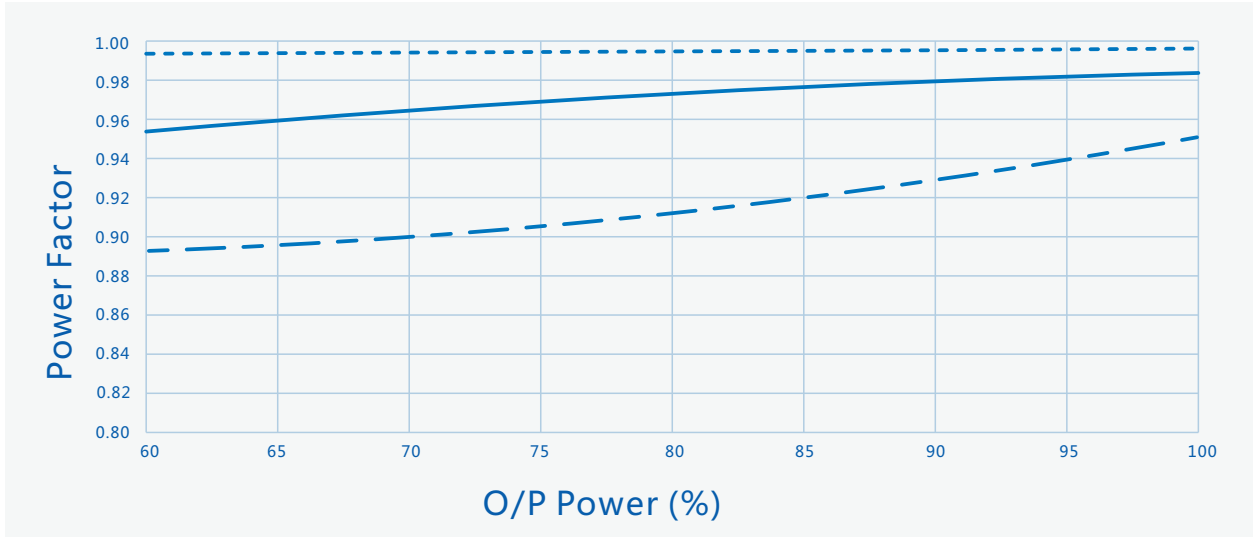


-----  $I_o=4200mA$       ————  $I_o=3600mA$       - - - -  $I_o=2700mA$

# SS-150VA Series LED Driver

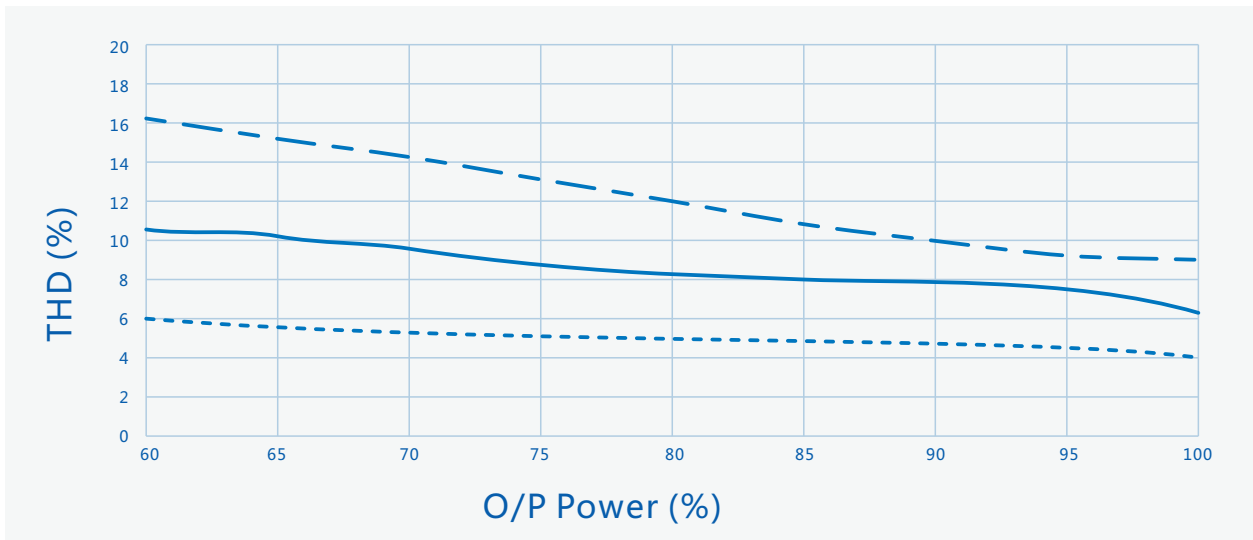
## Performance Curves:

### Power Factor Vs. O/P Power



----- Vin=120Vac      ————— Vin=220Vac      - · - · Vin=277Vac

### THD Vs. O/P Power

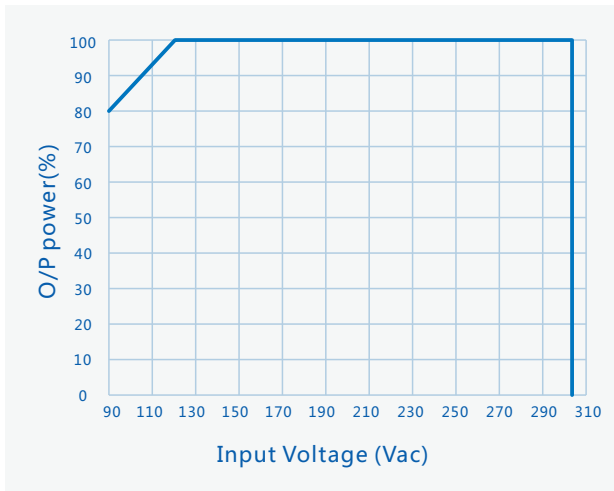


----- Vin=120Vac      ————— Vin=220Vac      - · - · Vin=277Vac

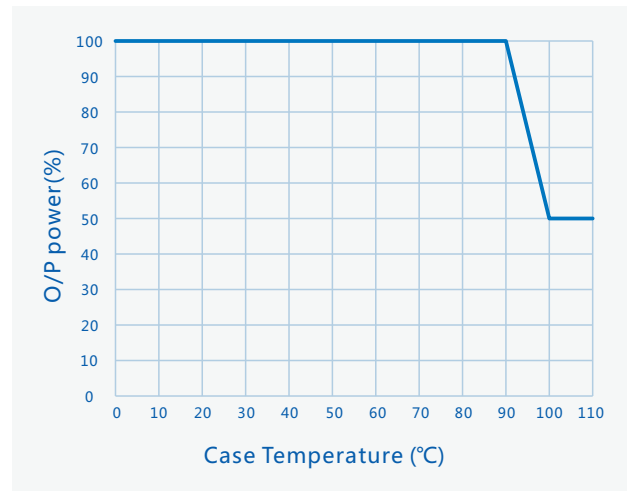
# SS-150VA Series LED Driver

## Performance Curves:

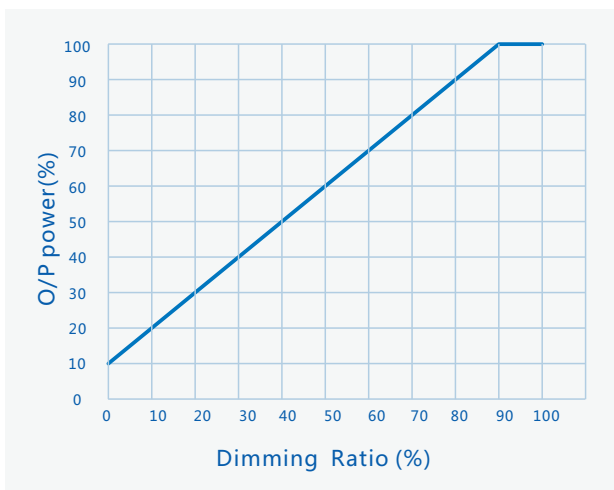
O/P power Vs. Input Voltage  
(Ta Max.60°C)



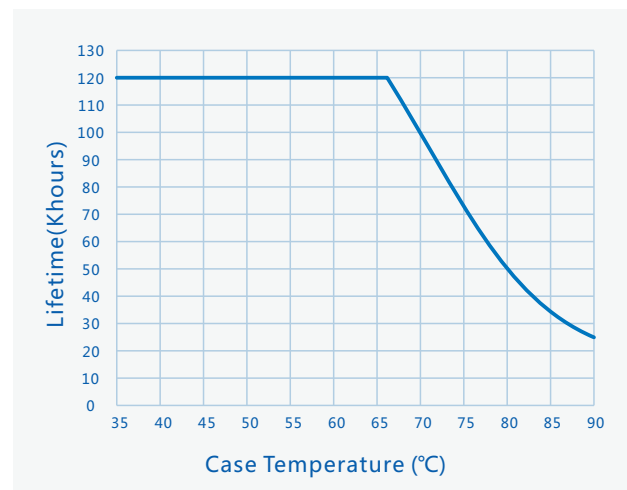
O/P power Vs. Case Temperature



O/P Power Vs. Dimming



Lifetime Vs. Case Temperature




# SS-150VA Series LED Driver

## Timing model programming connection diagram (only for suffix "T model") :

Legacy Timer: Driver's O/P follows the pre-programmed timing curve after turn-on.

Auto-Adjust by Percentage: Driver's O/P will be adjusted by automatically changed dimming curve by the period percentage based on the latest 5 dimming curve.

Auto-Adjust by Mid-point: Driver's O/P will be adjusted by automatically changed dimming curve by mid-point based on the latest 5 dimming curve.

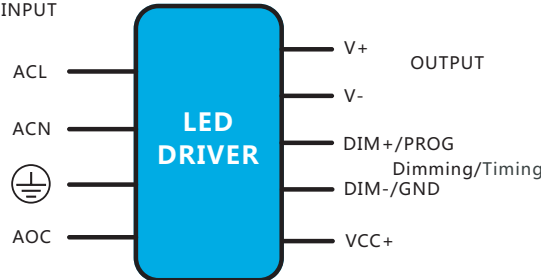


Note:

For details, please refer to the Sosen SS-PROG-LINK Programmer Manual.

# SS-150VA Series LED Driver

## Mechanical Characteristics



**INPUT**

ACL

ACN

⊕

AOC

**LED DRIVER**

**OUTPUT**

V+

V-

DIM+/PROG  
Dimming/Timing

DIM-/GND

VCC+

**AC Input Cable(Exposed Length 450±10mm):**

UL model: SJTW,3\*18AWG,O.D: 7.8mm,Black:L,White:N,Green:⊕

Global model: SJOW,3\*17AWG ,O.D:8.2mm,Brown:L, Blue:N,Yellow/Green:⊕

**DC Output Cable(Exposed Length 250±10mm):**

UL model: SJTW,2\*18AWG,O.D: 7.3mm,Red:V+ , Black:V-

Global model: SJOW,2\*17AWG ,O.D:7.7mm, Brown:V+ , Blue:V-

**DIM/Timing Cable(Exposed Length 220±10mm):**

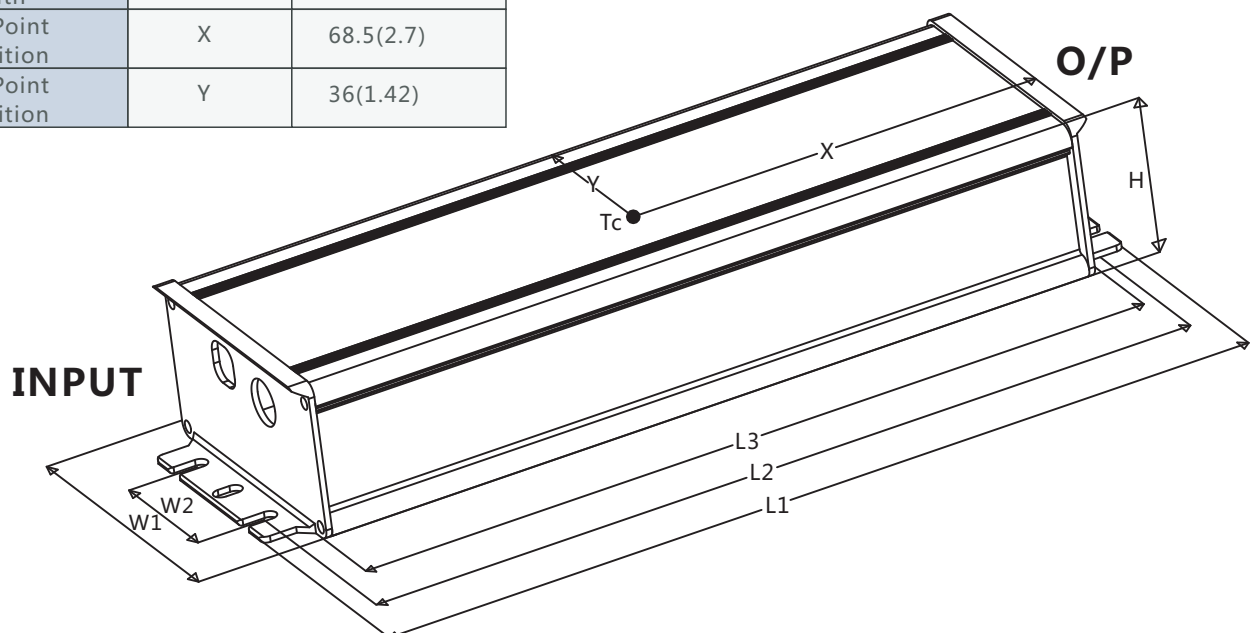
UL/Global model(B model): STYLE 21996#22AWG , O.D: 4.7mm ,  
Purple : DIM+ , Pink: DIM-

UL/Global model(T model): STYLE 21996#22AWG , O.D: 4.9mm ,  
Purple : PROG , Pink: GND , Black/White: VCC+

Name Description	Standard Code	mm(In.)
Case Length	L3	176(6.93)
Case Width	W1	71(2.8)
Case Height	H	39.6(1.56)
Overall Length	L1	201(7.91)
Mounting Hole Length	L2	186(7.33)
Mounting Hole Width	W2	34(1.34)
TC Point Position	X	68.5(2.7)
TC Point Position	Y	36(1.42)

Note :

- 1,Please follow the "LED Driver User Manual" obtained from SOSEN's official website for assembly.
- 2,AC Input Cable,DC O/P Cable,DIM/AUX Power/Programming Cable:  
Peeled length of cable:43±5mm, Tinned length of wire:10±2mm



# SS-150VA Series LED Driver



## Assembly Tips

1. Highly recommended to seal the adjustable hole with silicon glue(#704 preferred) after adjusting the Driver's O/P current. Avoid permanent damage to adjust the potentiometer with suitable strength.
2. Dimming tinned connectors should be capped if not used to avoid dimming parts damage from external signals.

## Package

- Outside carton dimension: L×W×H =495mm×385mm×162mm;
- 14PCS/Carton;
- Net weight/Piece: 0.96kg;Gross weight/Carton: 14.4kg;
- Please refer to the product name, model number, manufacturer identification, QC PASS, manufacturing date on the package.

## Transportation

Packaging is designed suitable for transportation by trucks, vessels and flights. The products should be avoided direct sunlight and rain, loaded/unloaded with caution.

## Storage

The product storage meets the standard of the GB 3873 - 83.

Products should be rechecked if stored for over 1 year before assembly.

## RoHS

Products comply with RoHS Directive (2011/65/EU) and amendment 2015/863/EU.

## Revision History

Version	Description of Update	Updated Date	Remark
V00	Original Release	2018/10/18	
V01	Update Structure Diagram	2019/04/04	
V02	Update Cable Description	2019/07/04	
V03	Increase Timing Function	2020/01/08	
V04	Update Programming Diagram	2020/03/23	
V05	Update Tinned Length Of Wire	2021/07/02	
V06	Update DIM Cable Color	2021/09/02	