

1000LED[®]

36-48W

ETL LED PANEL LIGHTS

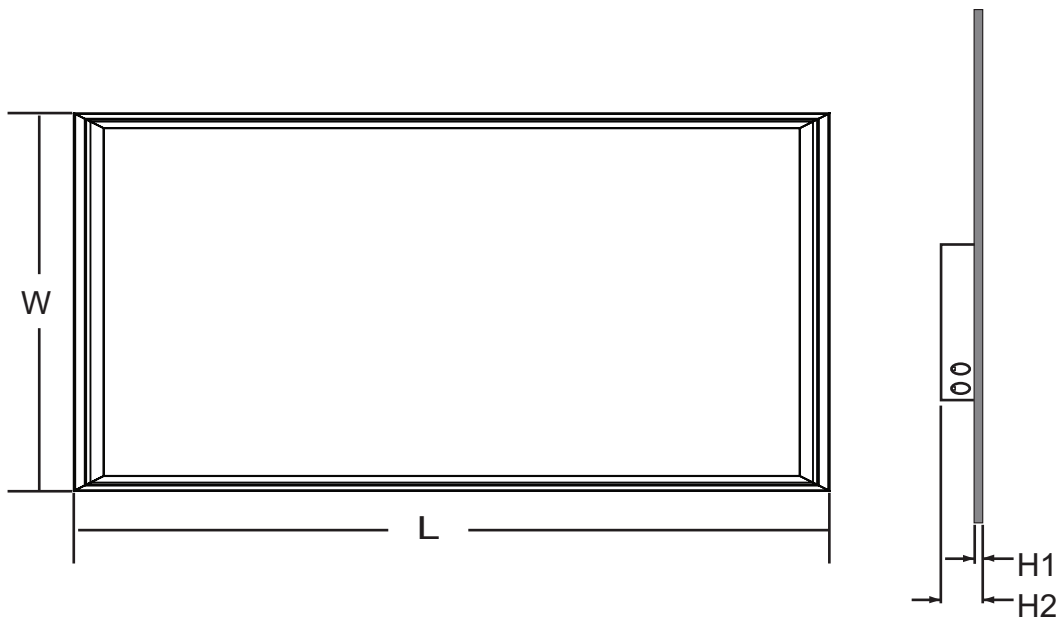


ETL LED PANEL LIGHTS

Product Features

1. Certificate: cETLus & FCC
2. Lifespan > 50,000 hours & 5 years warranty.
3. Flicker-free driver, 0-10V dimming can be well compatible with most dimmers;
4. Even & uniform light: branded PMMA light guide plate with perfect laser screening and light distribution technology.
5. Use high quality SMD2835 LEDs
6. Aluminum Alloy Frame: strong and firm due to special fabrication processing;
Frame color can be silver or white
7. Installation: Recessed ; Suspended ; Surface-mounted.
8. Human-friendly Junction driver box for fire-proofing and easy installation.

Product Dimension



Part No.	Size(ft)	Outline Dimension(mm)			
		L	W	H1	H2
1L-P22FT36W	2×2 ft	603	603	12	52
1L-P14FT48W	1×4 ft	1205	300	12	52
1L-P24FT48W	2×4 ft	1205	603	12	52

ETL LED PANEL LIGHTS

Specification

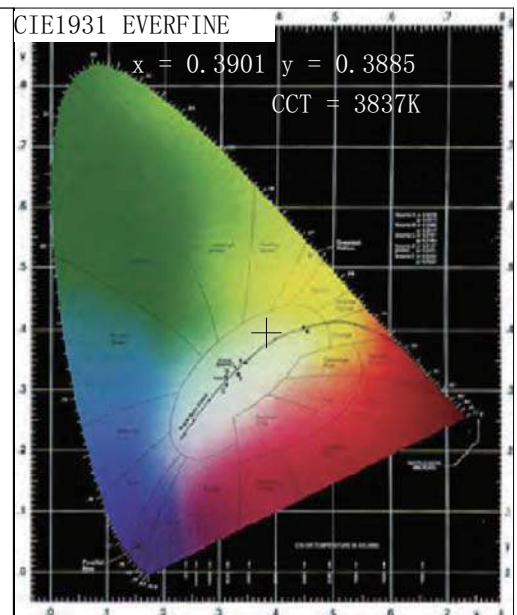
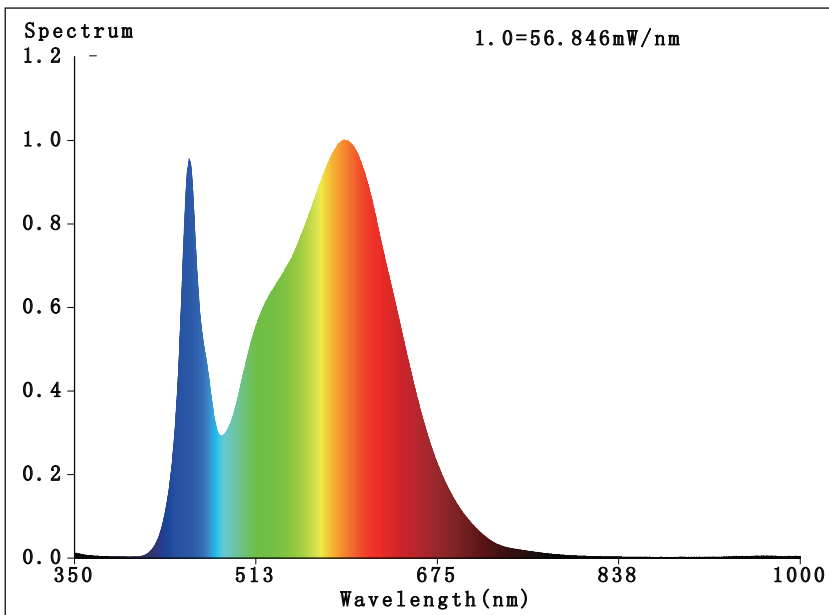
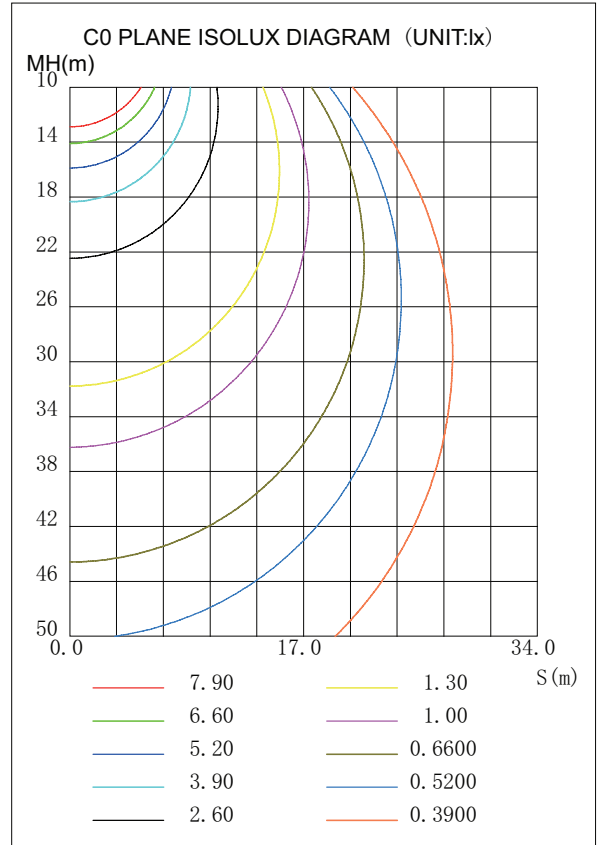
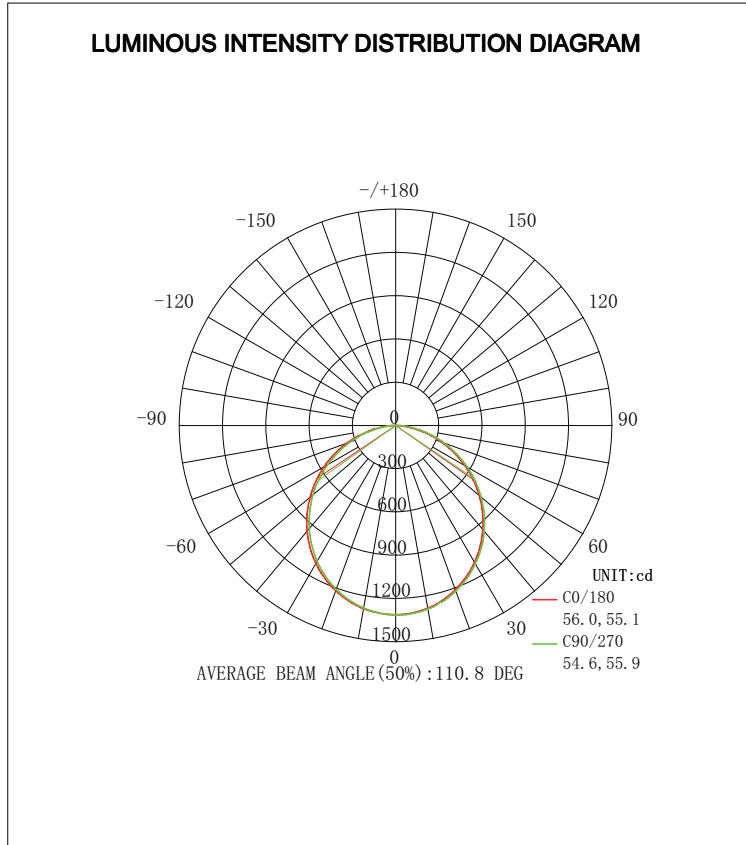
Size	Model	Power	Inputvoltage	Luminous flux(lm)	Luminous Efficacy (lm/W)	Color temperature	(Ra)	beam angle	Life span	Dimmable
1*4ft	1L-P14FT36W-XXK	36W	AC100-277V	4680lm	130	3000K,4000K,5000K	80	120	>50000	0-10V
2*2ft	1L-P22FT36W-XXK	36W		4680lm	130	3000K,4000K,5000K	80	120	>50000	
2*4ft	1L-P24FT48W-XXK	48W		6240lm	130	3000K,4000K,5000K	80	120	>50000	

Application



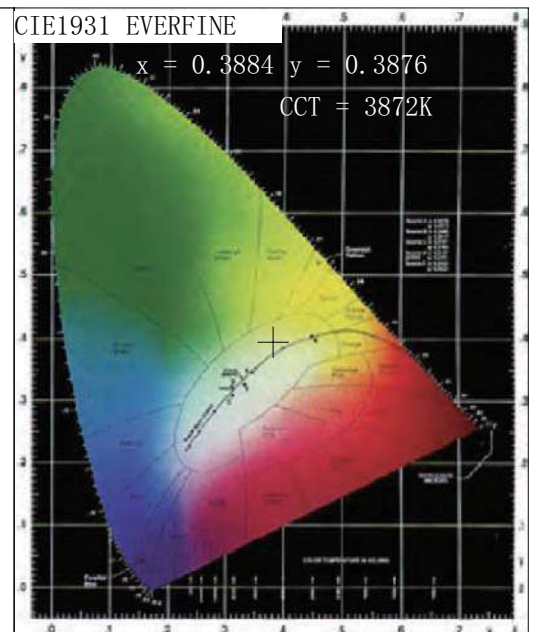
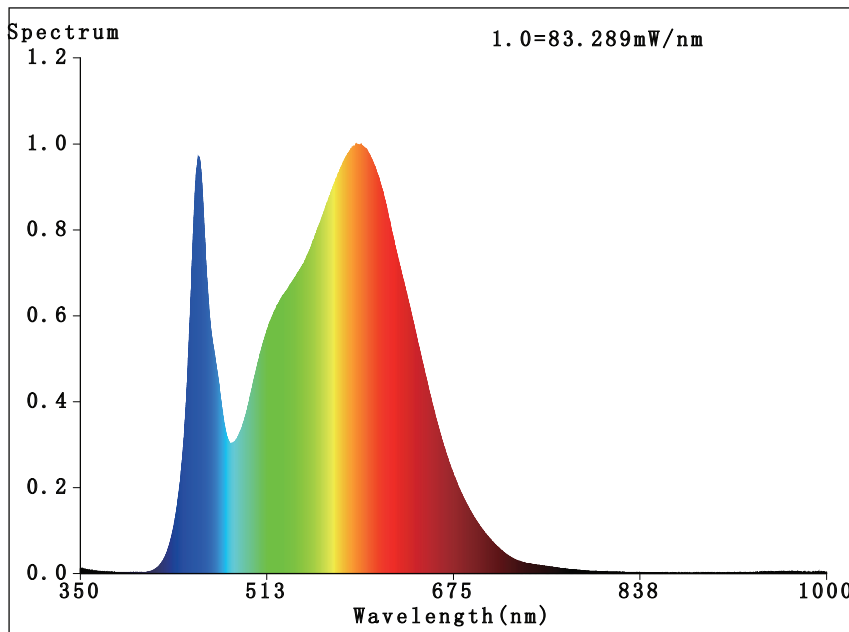
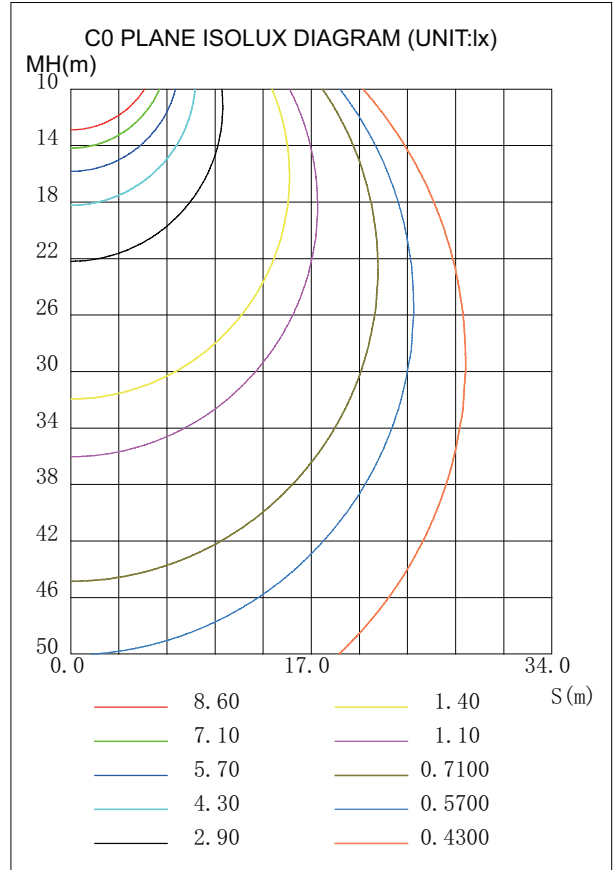
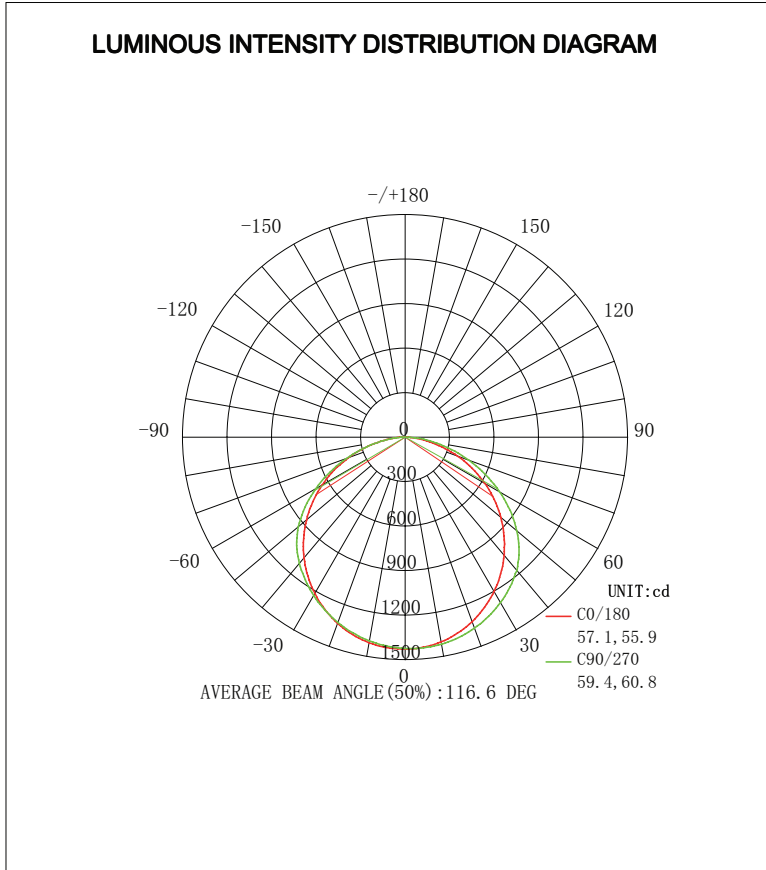
ETL LED PANEL LIGHTS

Test Report 1L-P22FT36W-50K



Test Report

1L-P24FT48W-50K



ETL LED PANEL LIGHTS

Packing /weight

Model	Carton Size (L*W*H)mmm ³	Carton CBM	QTY PCS	SingleN.W. KG	FCL G.W. KG	20GP PCS	40GP PCS	40HQ PCS
2*2ft	710*710*130	0.065533	2	4.2	9.26	858	1770	2076
1*4ft	1310*410*130	0.069823	2	4.2	9.26	802	1662	1948
2*4ft	1310*710*130	0.120913	2	6.8	16.8	464	960	1124

Package Diagram

