

LED STRIP LIGHT

FEATURES:

- ❖ Quick Installation;
- ❖ Instant on;
- ❖ 5 years warranty;
- ❖ Excellent efficiency 130lm/w or 160lm/w;
- ❖ DLC Premium listed as LED Strip light & Linear lowbay;



MODEL #	
PROJECT:	
NOTES:	
DATE:	
PREPARED BY:	

Additional Information:

- Power: 24W/40W/64W
- Input: AC 100-277V
- CCT : 4000K/5000K
- Efficacy: 130 LM/W
- Light Source: LED SMD
- Inner/outer emergency driver



TECHNICAL SPEC.

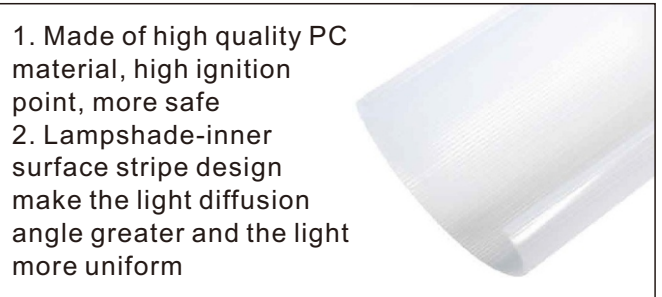
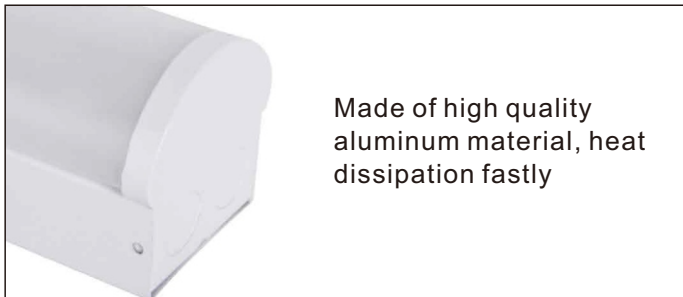
Housing	Riveted Sheet Metal c/w standard top and end KO
Finish	White
Lens	Frosted PC
Mounting	Surface, hanging and continuous row mounted May be mounted to TBar ceilings Application Commercial, industrial and area lighting, warehouses, offices, hallways etc.

ELECTRICAL SPEC.

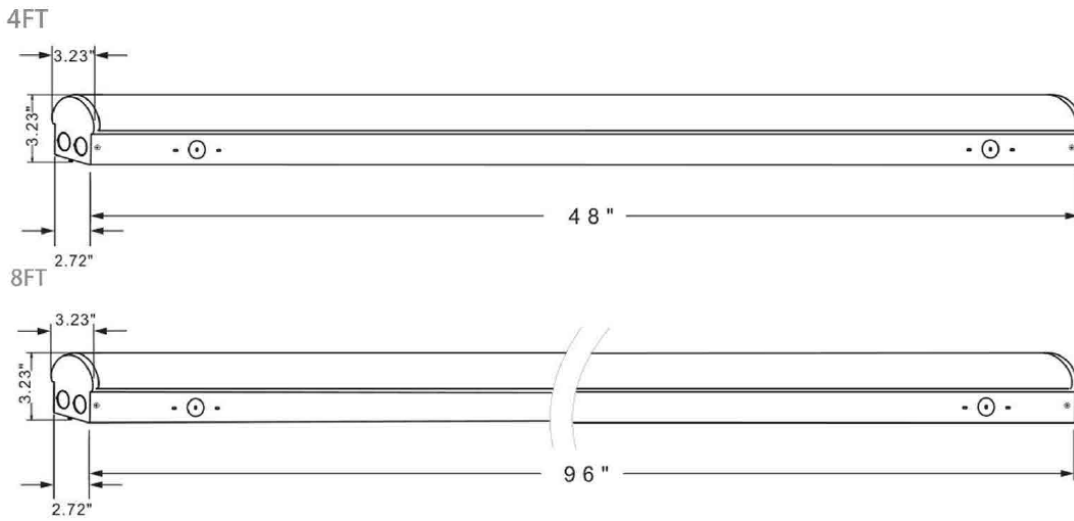
Power Factor	>0.90
Ambient temp.	-20°C to 40°C
Input Voltages	100-277vAC Standard
CRI	>80

OPTICAL & PERFORMANCE SPEC.

Suitability	For damp locations
Beam Angle	120°
L70	>50,000hours



DIMENSIONS :



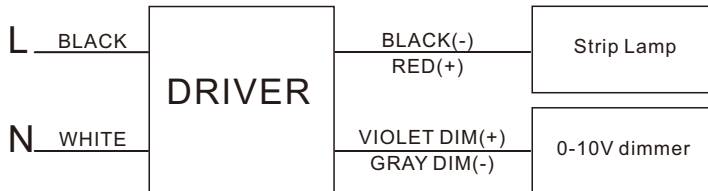
PACKING INFO:

Part No.	Qty./Ctn	Ctn size	N.W. (lbs/Ctn)	G.W. (lbs/Ctn)	Qty./Pallet	Qty./40HQ	
						In pallets	In Ctns
1L-ST4FT24-XXK	4pcs	50.6*7.5*7.7inch	19.4lbs	24.2lbs	180pcs	4320pcs	6048pcs
1L-ST4FT40-XXK	4pcs	50.6*7.5*7.7inch	19.4lbs	24.2lbs	180pcs	4320pcs	6048pcs
1L-ST8FT40-XXK	4pcs	98.8*7.5*7.7inch	33.3lbs	41.5lbs	180pcs	2160pcs	2740pcs
1L-ST8FT64-XXK	4pcs	98.8*7.5*7.7inch	33.3lbs	41.5lbs	180pcs	2160pcs	2740pcs

PERFORMANCE DATA:

Size	Part No.	Power	luminous Flux	Input Voltage	PF	Ra	Beam Angle	Warranty	Certificate
4FT	1L-ST4FT24-XXK	24W	3120LM	AC100-277V	>0.9	>80	110	5 Years	cETLus&Premium
4FT	1L-ST4FT40-XXK	40W	5200LM	AC100-277V	>0.9	>80	110	5 Years	cETLus&Premium
8FT	1L-ST8FT40-XXK	40W	5200LM	AC100-277V	>0.9	>80	110	5 Years	cETLus&Premium
8FT	1L-ST8FT64-XXK	64W	8320LM	AC100-277V	>0.9	>80	110	5 Years	cETLus&Premium

DIMMING CONNECTION:



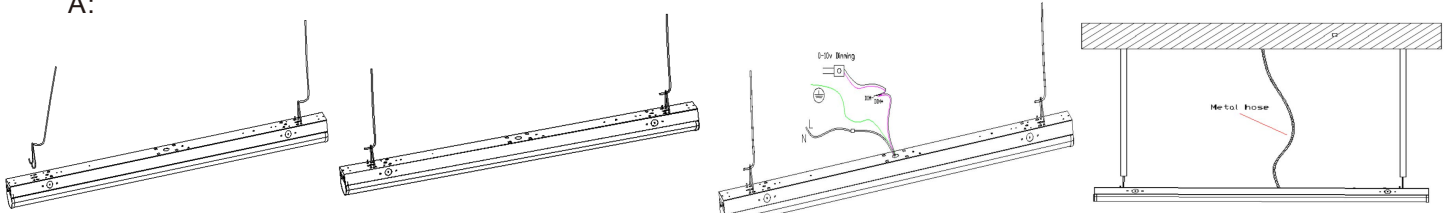
ORDERING EXAMPLE:

1L	ST	4FT	24	XXK
Company	Product	Size	Power	ColorTemp
1L (1000LED)	ST Led Strip Light	4FT(4 inch) 8FT(8 inch)	24 (24 W) 40 (40 W) 64 (64 W)	40K (4000K) 50K (5000K) ± 500K

LED STRIP LIGHT

DIMENSIONS:

A:



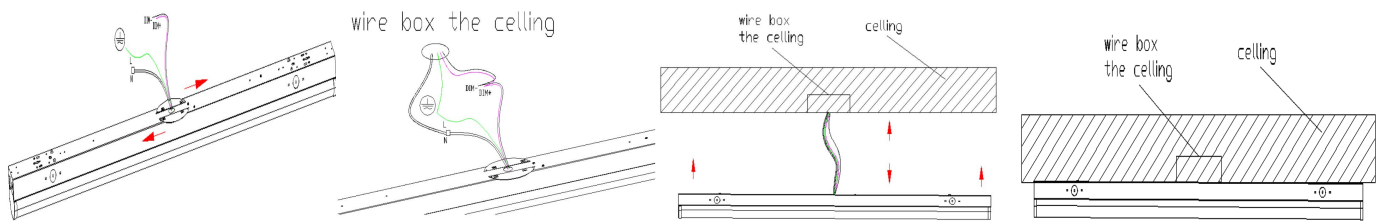
1. Tie hook with chain and then insert it into installation hole.

2. Fix chain to installation location, adjust the height of chain until fixture is balanced.

3. Connect AC wire and dimming wire.

4. Wrap wire with metal material.

B:



1. Lock the mounting plate.

2. Connect AC wire and dimming wire

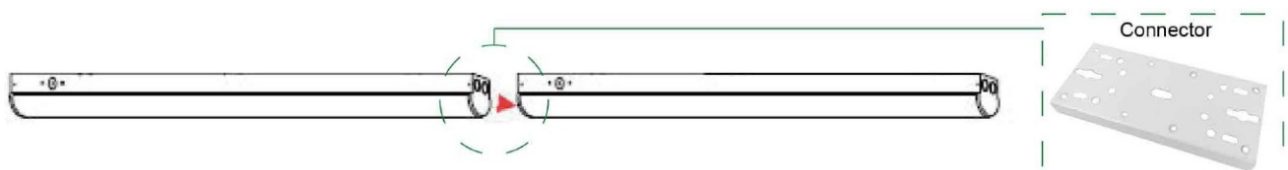
3. Lift up the fixture and put wires into box.

4. Lock the fixture by nail.

C: T-Bar clip mounting

Fix fixture to T-bar ceiling grid with T-bar clips which are provided by customer
Refer to the left drawing; fix-bar clips on Position "C".

D: Connect in series



APPLICATIONS:

