

HEATED GLOVES

USER MANUAL

Please carefully read the user manual before using the product and keep it well for future reference.



IMPORTANT SAFETY INSTRUCTIONS

Read all safety warnings and instructions before using the product. Failure to follow these may result in electric shock, fire, and/or serious injury. Save these warnings and instructions for future reference.

1. If you are insensitive to hot or cold items(e.g. disabled persons, Raynaud's, etc.), please consult your doctor before using this product.
2. Not recommended for infants, children, or people with health issues.
3. The product is not to be used by a person with poor blood circulation unless he/she is carefully attended to.
4. Stop using the product if it shows any signs of damage to the cables, batteries, or other parts.
5. Do not attempt to alter the product or use it for any other unintended purposes.
6. Never wear gloves if the lining is wet.
7. Only use the original batteries provided by the manufacturer.
8. Shut off the power and unplug the cables immediately if any discomfort occurs.
9. Do not wring out or twist the gloves as this may cause damage to the heating elements or wire hardness.
10. It is not recommended to use the heated gloves for more than 50 washing cycles.

WHAT'S INCLUDED



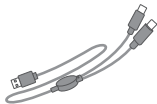
Heated Gloves x1 Pair




Battery x2



Power Adapter x1



Charging Cable x1

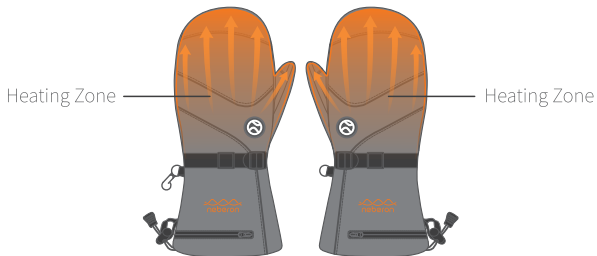
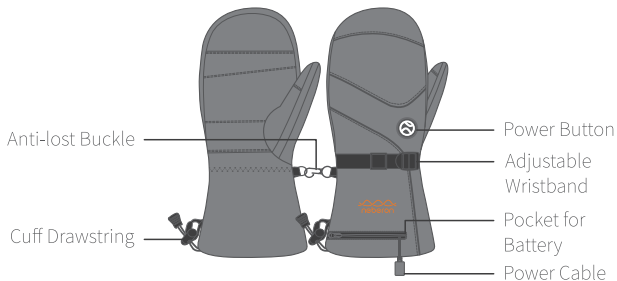


Storage Bag x1



User Manual x1

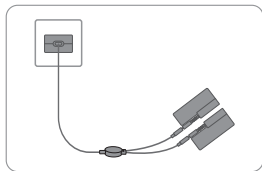
PRODUCT OVERVIEW



OPERATION GUIDE

1. Charge

Please fully charge the two batteries with the charging cable and the power adapter in the bag. It takes 3 to 3.5 hours to reach a full charge for two batteries.



*Indicator on the Battery

Charging	Red	Supplying Power	Green
Fully Charged	Off	No Power	Off

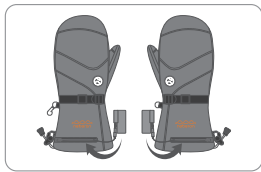
Tip:

When both batteries get charged via the adapter, the adapter will heat up a bit because it runs with the maximum power. This is normal and safe.

2. Plug-in

Step 1:

Unzip the pockets on the gloves, connect the batteries with the TYPE-C connectors in the pockets. The power buttons will flash red, blue, green and then become off for self-inspection.



Step 2:

Insert the batteries into the pockets and adjust them to proper positions so that your hands will feel comfortable when you are wearing the gloves.

3. Turn On

Press and hold the power button on the glove to turn it on. The power button flashes red like breathing, indicating the glove is working with the high heat.



Tip:

If there is no operation after turning on, the power button will automatically turn solid blue after 5 minutes.

4. Adjust Heating Levels

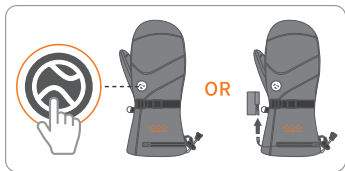
Shortly press the power button to adjust the heating levels.



Heating Level	Temperature	Heating Duration
High(Red LED)	150-155°F	≈2.5H
Medium(Blue LED)	120-125°F	≈4H
Low(Green LED)	100-105°F	≈8H

5. Turn off

Press and hold the power button on the glove again to turn it off or directly unplug the battery.



BATTERY

Specifications

Nominal Battery Capacity	4800mAh/17.76Wh
Output Battery Capacity	3000mAh
Type-C Input	5V \equiv 2A
Type-C Output	5V \equiv 2A

Warnings

1. Fully charge the batteries before your first-time use.
2. Do not charge the batteries when they are hot. Let them cool down first.
3. Do not charge the batteries next to flammable material or on electrically conductive surfaces.
4. Do not attempt to disassemble or alter the structure of the batteries.
5. Do not strike the batteries and protect them from impact.
6. Do not dispose of the batteries in fire or any liquid.
7. Do not expose the batteries to high-temperature or low-pressure environments.

8. Do not heat the batteries above 140°F or incinerate them.
9. Always put the batteries in the storage bag if the gloves are not used.
10. Dispose of the batteries according to the local environmental regulations.
Do not treat them as household waste.

WASHING INSTRUCTIONS

Before washing, please unplug the power cables and remove the batteries.



Machine Wash With
Laundry Bag



Gentle Cycle in
Cold Water



Hang Dry
Recommended



Do Not Iron



Do Not Bleach



Do Not Dry Clean



Do Not Wring or Twist

It's not recommended to wash the heated gloves more frequently than once a month.

Q&A

1. If I ordered the wrong size, can I exchange it for a different size?

* Yes, you can. Please follow the Amazon exchange & return policy or contact us at support@neberon.com for the exchange.

2. Do the gloves only warm the fingers or the back of my hands?

* The gloves warm not only the fingers but also the back of your hands.

3. What should I do if there is no response when I press the power button, or if the product doesn't work due to battery failure?

* If there is any abnormality when you are using the gloves, please contact us and we will provide you with a satisfaction-guaranteed solution.

Thank you for purchasing our product.

If you have any questions or need any assistance,
please contact us at
support@neberon.com.