

2X8 Switch Splitter

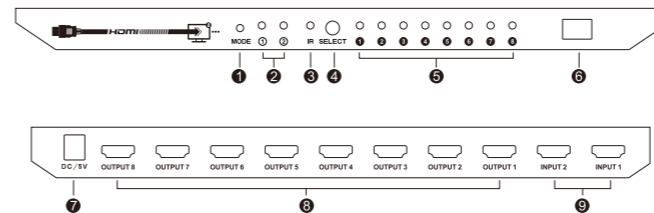
USER MANUAL

Features:

- With 2 input sources, either one can be distributed to 8 Ultra HD displays
- Support HDR
- HDCP 2.2 compliant
- Support up to 36 bit/pixel deep color
- Support resolution up to 3840*2160@60Hz
- Support panel button and IR signals to switch input sources
- Support manual switching mode and auto switching mode
- Support auto input detection
- With Smart EDID management, priority to the display with minimum resolution
- Support HDMI input/output cable up to 10 meters

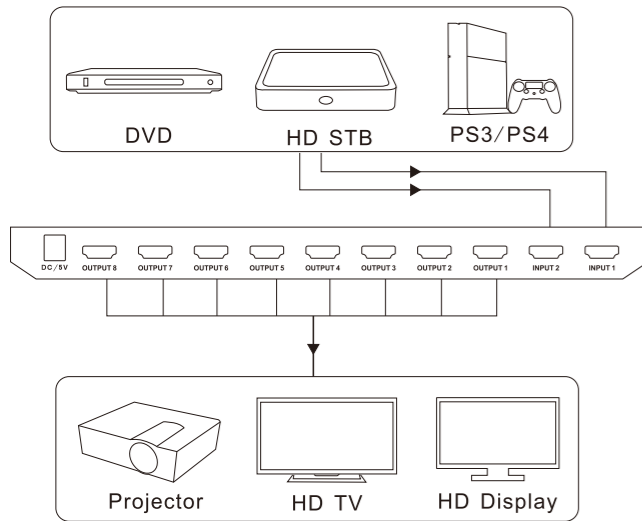
Packing List

- 1 * 2X8 HDMI Switch Splitter
- 1 * IR remote control
- 1 * DC 5V power adapter
- 1 * User's Manual

Panel Description:

ID	Name	Description
1	Mode switch button	Switch between auto switching mode and manual switching mode Turn on or off auto input detection mode: <i>Auto input detection on:</i> two input LED indicators flash one time <i>Auto input detection off:</i> two input LED indicators flash three times
2	Input selection status	Indicate current selected input source
3	IR receiver	Receive IR remote signal

ID	Name	Description
4	Input selection button	Select input sources
5	Output selection status	LEDs will be lit if HDMI displays are connected to switch splitter
6	Power switch	Turn on or off power supply
7	DC 5V input	DC 5V power supply
8	HDMI output ports	Connect to HDMI displays
9	HDMI input ports	Connect to HDMI source devices

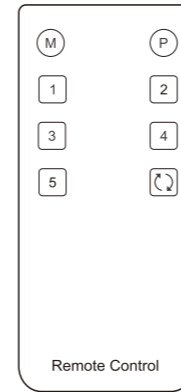
Connection Diagram:**Auto input detection mode :*****Auto input detection on :***

When attaching a new input device to the switch splitter, the switch splitter will switch to this just plugged in source automatically. Details as follows:

1. When switching to non-signal input port, the switch splitter will automatically switch to next valid input port in about 5 seconds.
2. When attaching a valid input port to the switch splitter, it will switch to this input port automatically.
3. When unplugging current input port, the switch splitter will automatically switch to next valid input port in about 2 seconds.

Auto input detection off :

When attaching a new input device to the switch splitter, the switch will keep current status until you use panel button or IR remote control to switch to next valid input port.

IR remote control:

- 1** — Select input port 1
- 2** — Select input port 2
- M** — Switch to auto switching mode and manual switching mode

- Note:**
1. For the safety request by some express company, the remote control is not equipped battery by default. Please install the button battery CR2025 before using it.
 2. Other button have no function.

Warranty Information:

We warrant this product as free of defects in material and workmanship for a period of one (1) year from the date of shipment.

If during the period of warranty this product proves defective under normal use, we will repair or replace this product, provided that this product has not been subjected to mechanical, electrical, or other abuse or modifications. If it fails under conditions other than those covered will be repaired at the current price of parts and labor in effect at the time of repair. Such repairs are warranted for six (6) months from the day of reshipment to the buyer.