


optotec NPTD HD

New Pivoting Tray Drawer HD



Optotec's New Pivoting Tray Drawer (NPTD) HD is suitable for splicing and patching fiber optic cables. The rack (or case) structure of these drawers are 19" size in metallic material with removable front cover. The pivoting trays are mounted inside, right or left opening according to customer request.

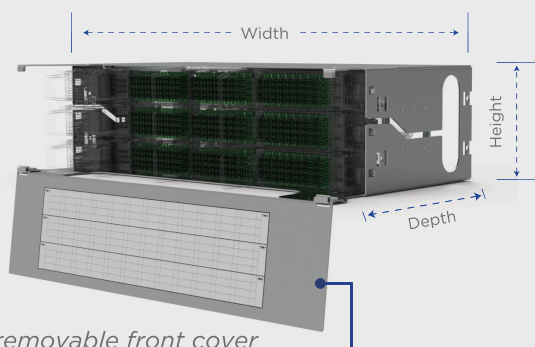
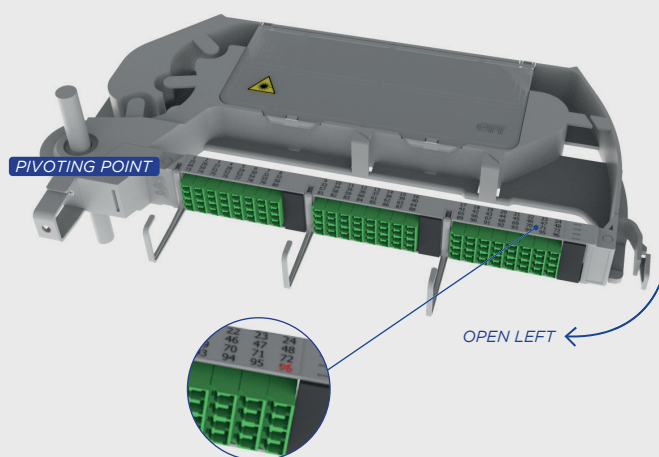
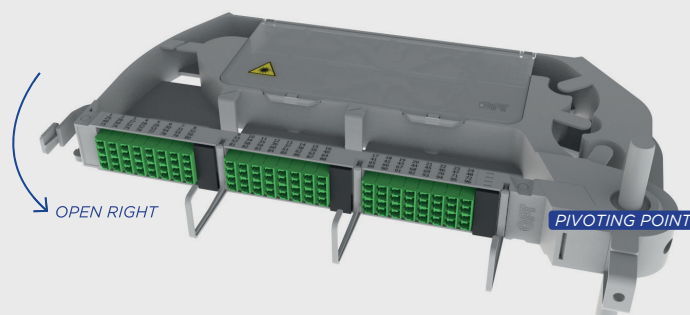
The NPTD HD trays can be configured in both patch and splice mixed mode. The subracks are light gray RAL 7035, powder-coat painted. The NPTD HD subracks can be mounted on ETSI frames by using appropriate brackets.

INSTALLATIONS

- Inside and outside plant installations - central offices, telecommunication equipment rooms, pops
- High density sub-rack patching and multi-cable interconnections


KEY FEATURES AND BENEFITS

- Left and right pivoting trays for easy installation and maintenance around a single pivot point
- The pivot point puts very little stress on the fibers during the pivoting movement rather than moving them in a linear direction for a large distance
- Front-facing patch field with simple and safe patch cord management for easy access to the connectors
- High density
- Patch panel position (from 1 to 96) visible on the top of front-facing patch panel




STANDARD TYPE	UNITS Number	DIMENSIONS (mm)			TRAYS NUMBER
		Height	Width	Depth	
19 INCHES	1U	44	280	445	1
	2U	84.5	280	445	UP TO 2
	3U	128	280	445	UP TO 3


EASY ACCESS THANKS TO THE SPACE BETWEEN THE ADAPTERS



1. Patch panel with easy front accessibility thanks to a removable bumper



2. The black bumper can be removed to create the necessary space



3. The space is useful for moving every single set of pigtail connections

NPTD HD PATCH & SPLICE - ORDERING INFORMATION

SERIES NAME	CONFIGURATION TYPE	STANDARD TYPE	OPENING SIDE TRAY	NO. UNITS	SPLICE ARRAY MODULE TYPE	TOT TRAYS NO.	TOT SPLICE NO. PER TRAYS	HOLDER TYPE FOR SPLICE PROTECTION	CONNECTOR TYPE	TOT NO. ADAPTER	TOT NO. PIGTAILS
NPTD HD	M = Mixed Patch & Splice	I=19 INCHES	R= RIGHT	3	RHD	12	24	H= Heat-Shrinkable (SMOUV TYPE)	4L0 = LC-PC SM quad	Up to 72	Up to 288
	P= Only Patch		L= LEFT	2	RHD	8	24	C = Mechanical Crimp (ANT TYPE)	4L2 = LC-APC SM quad	Up to 48	Up to 192
				1	RHD	4	24		4LM beige = LC-PC MM OM2 quad	Up to 24	Up to 96













PACKAGING

PRODUCT NAME	PACKAGING TYPE	DIMENSIONS (MM)			GROSS WEIGHT (KG.)
		WIDTH	DEPTH	HEIGHT	
NPTD-HD 1U + 19" mounting kit included	Carton Box	510	360	120	~3.5
NPTD-HD 2U + 19" mounting kit included	Carton Box	510	360	155	~5.8
NPTD-HD 3U + 19" mounting kit included	Carton Box	510	360	200	~9.5

The information given herein, including drawings, illustrations and schematics are intended for illustration purposes only and is believed to be reliable. However, STL makes no warranties to its accuracy or completeness and disclaims any liability in connection with its use. STL obligations shall only be set forth in STL standard sales terms and conditions and in no case shall STL be liable for any incidental, indirect or consequential damages arising from the sale, resale, use or misuse of the product.

Users of STL products should make their own evaluation to determine the suitability of each product for the specific application.

NPTD HD PATCH & SPLICE COMPLEMENTARY ACCESSORIES KIT

KIT CODE EXTENTION AND PICTURE	DESCRIPTION
STDKIT-EMB1 	1U symmetric mounting bracket for 19" to ETSI.
STDKIT-EMB2 	2U Symmetric mounting bracket for 19" to ETSI.
STDKIT-EMB3-4 	3U Symmetric mounting bracket for 19" to ETSI.
STDKIT-AMB1 	1U Asymmetric mounting bracket for 19" to ETSI. (to be used together with 19" bracket included in the basic kit)
STDKIT-AMB2 	2U Asymmetric mounting bracket for 19" to ETSI. (to be used together with 19" bracket included in the basic kit)
STDKIT-AMB3-4 	3U Asymmetric mounting bracket for 19" to ETSI. (to be used together with 19" bracket included in the basic kit)
STDKIT-CTS-MANIFOLD 	For cable fixing and branching up to 24x transportation tubes (Ø5x3mm). Suitable for 2x cables.
STDKIT-CFP 	For side fixing in side ducts of racks. Used to fix: - 4 fiber optic cables (Ømax 40mm) - 4 cts-manifold
PE-PIPE-5x3 	Loose tube cable termination on the shelf.
STDKIT-TD 	Tube divider to separate transportation tubes.
CABLE FIXING PLATE ASSEMBLY 	To fix up to 10 fiber optic cables. Transportation tubes (corrugated pipes, etc.).  <i>U-clamps needed for cable fixing available on demand (cable range 8-28mm).</i>

The information given herein, including drawings, illustrations and schematics are intended for illustration purposes only and is believed to be reliable. However, STL makes no warranties to its accuracy or completeness and disclaims any liability in connection with its use. STL obligations shall only be set forth in STL standard sales terms and conditions and in no case shall STL be liable for any incidental, indirect or consequential damages arising from the sale, resale, use or misuse of the product.

Users of STL products should make their own evaluation to determine the suitability of each product for the specific application.