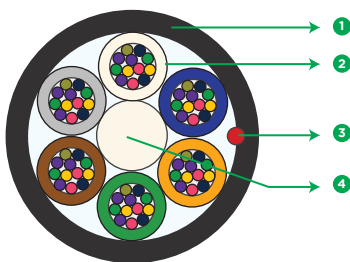


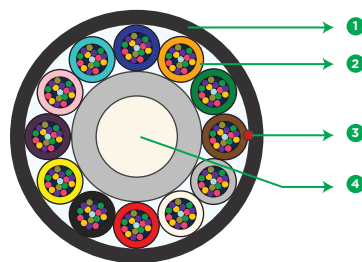
# Micro-Lite

Multitube Single Sheath OFC

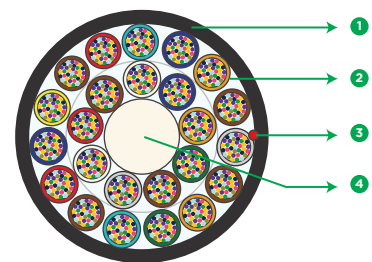
G.657.A1 and G.657.A2 Single Mode Fiber



72F



144F



288F

1 OUTER JACKET

2 GEL FILLED TUBE

3 RIPCORD(S)

4 STRENGTH MEMBER

\* Typical Construction Diagram - Not to Scale

## Features & Benefits

- As compared to conventional cable, Micro Cable diameter is less and thereby reducing installation costs
- Excellent solutions for new and existing duct systems
- Typically blown into micro ducts previously installed into large ducts
- Dry water-blocking technology for gel free core helps in quicker end preparation
- Easily removable rugged thermoplastic jacket
- Flexible, light weight, easy to handle & install

## Product Details

STL Micro-LITE Multitube Single Jacket Fiber Optic Cables are typically used in micro duct or aerial drop installation applications. This cable is a stranded micro loose tube cable with optical Fiber placed inside robust buffer tubes stranded around a Fiber reinforced plastic (FRP) central strength member. In addition to optical Fibers, the buffer tubes contain water blocking gel to prevent water ingress in the cable.

## Cable Performance Standards

Cable complies to the following standards IEC 60793, IEC 60794-5-10, Telcordia GR-20, ITU-T, RoHS, REACH.

## Printing Details

Printing : STL SM “TYPE” “COUNT” MICRO OFC LASER SYMBOL TELEPHONE SYMBOL “YEAR OF MANUFACTURE” “LENGTH CODE” “FEET MARKING”

**Note :** The accuracy of marking shall be + 0.5%. Occasional loss of printing & remarking shall be as per Bell core GR 20 and this supersedes the earlier markings.

## Specifications

Physical Characteristics	
Maximum Cabled Attenuation (dB/km)	1310nm : 0.35 & 1550nm : 0.23
PMD LDV (ps/sqrt.km)	</= 0.1
Fibers per Tube	2, 4, 6, 12 or 24
Central Strength Member	FRP (Fiber Reinforced Plastic)
Filler	Thermoplastic material
Core binder	Binder and water swellable yarns
No. of Ripcords Below Outer Sheath	1
Outer Sheath Material	UV Proof Black Polyethylene

Fiber Color Sequence (AS per EIA/TIA 598C)											
Blue	Orange	Green	Brown	Slate	White	Red	Black	Yellow	Violet	Rose	Aqua
Blue*	Orange*	Green*	Brown*	Slate*	White*	Red*	Natural*	Yellow*	Violet*	Rose*	Aqua*

**Note :** \* - denotes single black ring marking on Fibers

Cable Designs with G.657.A1/NOVA/G.657.A2 250um Fiber								
Product Code	Fiber Count	Tubes	Tube Color Sequence	Cable Diameter mm (inch) (± 0.3)/(0.01 inch)	Cable Weight kg/km (lbs./ft.) (±10%)	Max. Tensile Strength N (lbf)	Duct ID mm (inch)	
MD0002FSN01TGP1US	2	1	Blue, Filler, Filler, Filler, Filler, Filler	5.7 (0.224)	25 (0.016)	500 (112.4)	8 (0.314)	
MD0004FSN01TGP1US	4	1	Blue, Filler, Filler, Filler, Filler, Filler	5.7 (0.224)	25 (0.016)	500 (112.4)	8 (0.314)	
MD0006FSN01TGP1US	6	1	Blue, Filler, Filler, Filler, Filler, Filler	5.7 (0.224)	28 (0.018)	500 (112.4)	8 (0.314)	
MD0012FSN01TGP1US	12	1	Blue, Filler, Filler, Filler, Filler, Filler	5.7 (0.224)	28 (0.018)	500 (112.4)	8 (0.314)	
MD0024FSN02TGP1US	24	2	Blue, Orange, Filler, Filler, Filler, Filler	5.7 (0.224)	28 (0.018)	500 (112.4)	8 (0.314)	
MD0036FSN03TGP1US	36	3	Blue, Orange, Green, Filler, Filler, Filler	5.7 (0.224)	28 (0.018)	500 (112.4)	8 (0.314)	
MD0048FSN04TGP1US	48	4	Blue, Orange, Green, Brown, Filler, Filler	5.7 (0.224)	28 (0.018)	500 (112.4)	8 (0.314)	
MD0072FSN06TGP1US	72	6	Blue, Orange, Green, Brown, Slate, White	5.7 (0.224)	28 (0.018)	500 (112.4)	8 (0.314)	
MD0096FSN08TGP1US	96	8	Blue, Orange, Green, Brown, Slate, White, Red, Black	6.5 (0.255)	40 (0.026)	800 (180.4)	10 (0.393)	
MB0096FSN08TGP1US	96	8	Blue, Orange, Green, Brown, Slate, White, Red, Black	6.0 (0.236)	35 (0.023)	500 (112.4)	8 (0.314)	
MD0144FSN12TGP1US	144	12	Blue, Orange, Green, Brown, Slate, White, Red, Black, Yellow, Violet, Rose, Aqua	8.4 (0.330)	54 (0.036)	1000 (224.8)	12 (0.472)	

## Specifications

Cable Designs with G.657.A1/NOVA/G.657.A2 250um Fiber							
Product Code	Fiber Count	Tubes	Tube Color Sequence	Cable Diameter mm (inch) (+ 0.3)/(0.01 inch)	Cable Weight kg/km (lbs./ft.) (±10%)	Max. Tensile Strength N (lbf)	Duct ID mm (inch)
MB0144FSN12TGP1US	144	12	Blue, Orange, Green, Brown, Slate, White, Red, Black, Yellow, Violet, Rose, Aqua	8.0 (0.314)	50 (0.033)	1000 (224.8)	10 (0.393)
MD0288FSN24TGP1US	288	24	<b>1<sup>st</sup> Layer</b> - Blue, Orange, Green, Brown, Slate, White, Red, Black, Yellow <b>2<sup>nd</sup> Layer</b> -Violet, Rose, Aqua, Blue#, Orange#, Green#, Brown#, Slate#, White#, Red#, Black#, Yellow#, Violet#, Rose#, Aqua#	9.4 (0.370)	72 (0.048)	1500 (337.2)	12 (0.472)
MD0432FSN18TGP1US	432	18	<b>1<sup>st</sup> Layer</b> - Blue, Orange, Green, Brown, Slate, White <b>2<sup>nd</sup> Layer</b> - Red, Black, Yellow, Violet, Rose, Aqua, Blue#, Orange#, Green#, Brown#, Slate#, White#	12.5 (0.492)	118 (0.079)	500 (112.4)	18 (0.708)
MD0576FSN24TGP1US	576	24	<b>1<sup>st</sup> Layer</b> - Blue, Orange, Green, Brown, Slate, White, Red, Black, Yellow <b>2<sup>nd</sup> Layer</b> -Violet, Rose, Aqua, Blue#, Orange#, Green#, Brown#, Slate#, White#, Red#, Black#, Yellow#, Violet#, Rose#, Aqua#	13.4 (0.527)	130 (0.087)	1000 (224.8)	18 (0.708)

Cable Designs with G.657.A2 200um Fiber (Cable design with G.657.A1 200um also available)							
Product Code	Fiber Count	Tubes	Tube Color Sequence	Cable Diameter mm (inch) (± 0.3)/(0.01 inch)	Cable Weight kg/km (lbs./ft.) (±10%)	Max. Tensile Strength N (lbf)	Duct ID mm (inch)
MX0012FS901TGP1US	12	1	Blue, Filler, Filler, Filler, Filler, Filler	4.6 (0.181)	20 (0.013)	500 (112.4)	8 (0.314)
MX0024FS902TGP1US	24	2	Blue, Orange, Filler, Filler, Filler, Filler	4.6 (0.181)	20 (0.013)	500 (112.4)	8 (0.314)
MX0036FS903TGP1US	36	3	Blue, Orange, Green, Filler, Filler, Filler	4.6 (0.181)	20 (0.013)	500 (112.4)	8 (0.314)
MX0048FS904TGP1US	48	4	Blue, Orange, Green, Brown, Filler, Filler	4.6 (0.181)	20 (0.013)	500 (112.4)	8 (0.314)
MX0072FS906TGP1US	72	6	Blue, Orange, Green, Brown, Slate, White	4.6 (0.181)	20 (0.013)	500 (112.4)	8 (0.314)
MX0096FS908TGP1US	96	8	Blue, Orange, Green, Brown, Slate, White, Red, Black	5.9 (0.232)	34 (0.022)	500 (112.4)	8 (0.314)
MX0144FS912TGP1US	144	12	Blue, Orange, Green, Brown, Slate, White, Red, Black, Yellow, Violet, Pink, Aqua	7.6 (0.299)	54 (0.036)	500 (112.4)	12 (0.472)
MX0288FS924TGP1US	288	24	<b>1<sup>st</sup> Layer</b> - Blue, Orange, Green, Brown, Slate, White, Red, Black, Yellow <b>2<sup>nd</sup> Layer</b> -Violet, Rose, Aqua, Blue#, Orange#, Green#, Brown#, Slate#, White#, Red#, Black#, Yellow#, Violet#, Rose#, Aqua#	7.9 (0.311)	70 (0.047)	800 (180.4)	12 (0.472)

## Specifications

## Cable Designs with G.657.A2 200um Fiber (Cable design with G.657.A1 200um also available)

Product Code	Fiber Count	Tubes	Tube Color Sequence	Cable Diameter mm (inch) (+ 0.3)/(0.01 inch)	Cable Weight kg/km (lbs./ft.) ( $\pm 10\%$ )	Max. Tensile Strength N (lbf)	Duct ID mm (inch)
MX0432FS918TGPIUS	432	18	<b>1<sup>st</sup> Layer</b> - Blue, Orange, Green, Brown, Slate, White <b>2<sup>nd</sup> Layer</b> - Red, Black, Yellow, Violet, Rose, Aqua, Blue#, Orange# Green#, Brown#, Slate#, White#	8.8 (0.346)	70 (0.047)	1000 (224.8)	12 (0.472)
MX0576FS924TGPIUS	576	24	<b>1<sup>st</sup> Layer</b> - Blue, Orange, Green, Brown, Slate, White, Red, Black, Yellow <b>2<sup>nd</sup> Layer</b> -Violet, Rose, Aqua, Blue#, Orange#, Green#, Brown#, Slate#, White#, Red#, Black#, Yellow#, Violet#, Rose#, Aqua#	10.3 (0.405)	102 (0.068)	1000 (224.8)	14 (0.551)

**Note :** # - denotes single black stripe marking on loose tubes.

## Mechanical &amp; Environmental Characteristics

Cable Characteristics	Cable Performance	Testing Standard
<b>Tensile Strength</b>	As per above table	IEC-60794-1-21-E1
<b>Crush Resistance (N/cm) (lbf/in)</b>	50 (28.55)	IEC-60794-1-21-E3
<b>Impact Strength (Nm) (lbf.in)</b>	2 (17.7)	IEC-60794-1-21-E4
<b>Torsion</b>	$\pm 180^\circ$	IEC-60794-1-21-E7
<b>Min. Bend Radius (During Installation)</b>	20 D	IEC-60794-1-21-E11
<b>Min. Bend Radius (After Installation)</b>	15 D	IEC-60794-1-21-E11
<b>Water Penetration Test</b>	1m waterhead, 3m samples, 24 h	IEC-60794-1-21-F5
<b>Drip Test</b>	30 cm, 70°C, 24 h	IEC-60794-1-21-E14
<b>Temperature Performance</b>	Max. change in attenuation shall be $\leq 0.15$ dB/km	IEC-60794-1-22-F1
<b>Installation</b>	-30°C to +70°C	
<b>Operation</b>	-40°C to +70°C	
<b>Storage</b>	-40°C to +70°C	

**Note :** All tests shall be carried out as per IEC standards.

## Packing and Lengths

Drum Type	Length Multiple (in feet)	Order Tolerance	Short Lengths
Wooden Drums	13,123 , 20,000 $\pm 5\%$ (For all Fiber Counts)	-0%, +5%	Max 5%, Customer Approval

**For additional information please contact your sales representative.**

You can also visit our website at [www.stl.tech](http://www.stl.tech)