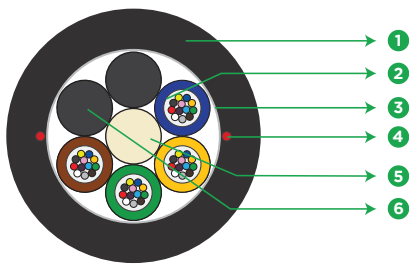


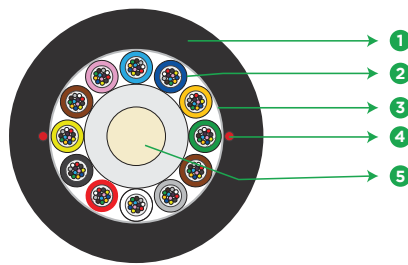
Duct-Lite

Multitube Gel Free OFC

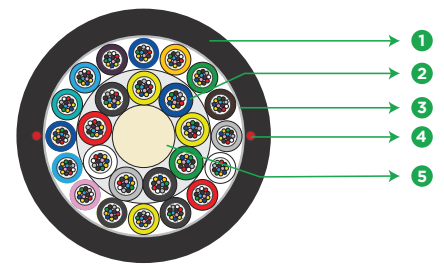
4F - 288F | OH Lite - G.652.D Single Mode Fiber



6 Elements



12 Elements



24 Elements

1 OUTER JACKET

2 GEL FREE LOOSE TUBE

3 WATER BLOCKING TAPE

4 RIPCORD(S)

5 STRENGTH MEMBER

6 FILLER

* Typical Construction Diagram - Not to Scale

Features & Benefits

- Multitube design with ripcords for easy and quick mid span access
- Easily removable rugged thermoplastic jacket
- Water-blocking technology for gel free core helps in quicker end preparation
- Flexible, light weight, easy to handle & install
- UV protected

Product Details

STL DUCT-LITE Gel Free Multitube Fiber Optic Cables are suitable for duct applications. DUCT -LITE comes with gel free technology, the buffer tubes contain water swellable yarns and the cable core is surrounded with water-swallowable tape to prevent water ingress in the cable. The buffer tubes are stranded around the central strength member using reverse oscillation stranding method forming the cable core. The cable core is surrounded with thermoplastic sheath making the cable robust and installation friendly.

Cable Performance Standards

Cable complies to the following standards IEC 60793, IEC 60794, ITU-T, RoHS, REACH.

Printing Details

Printing: STL SM "FIBER TYPE" "FIBER COUNT" DUCT OFC LASER SYMBOL TELEPHONE SYMBOL
"YEAR OF MANUFACTURE" "LENGTH CODE" "FEET/METER MARKING"

Note: The accuracy of marking shall be + 0.5%. Occasional loss of printing & remarking shall be as per Bell core GR 20 and this supersedes the earlier markings.

Any other cable printing can be customized based on customer request and agreement.

Specifications

Physical Characteristics	
Fiber Type	STL Fiber ITU-T G.652.D
Maximum Cabled Attenuation (dB/km)	1310nm : 0.35 & 1550nm : 0.25
PMD LDV (ps/sqrt.km)	≤ 0.1
Fibers per Tube	4 6 8 12
Central Strength Member	FRP (Fiber Reinforced Plastic)
Tube Material	Polybutylene Terephthalate (PBT)
Loose tube Size	2.4 mm (typical)
Filler (if required)	Black Thermoplastic Material
Core Wrapping	Binder and water swellable tape
No. of Ripcords Below Tape	2
Outer Sheath Material	UV Proof Black Polyethylene

Fiber Color Sequence (AS per EIA/TIA 598C)											
Blue	Orange	Green	Brown	Slate	White	Red	Black	Yellow	Violet	Rose	Aqua

Cable Design with G.652.D Fiber							
Product Code	Fiber Count	No. of Tubes	Tube Color Sequence	No. of Fillers	Cable Diameter mm (inch) (±5%)	Cable Weight Kg/Km (lbs./ft.) (±10%)	
D10004S301FAP10000	4	1	Blue, Filler, Filler, Filler, Filler, Filler	5	10.5 (0.42)	80 (0.05)	
D10006S301FAP10000	6	1	Blue, Filler, Filler, Filler, Filler, Filler	5	10.5 (0.42)	80 (0.05)	
D10008S301FAP10000	8	1	Blue, Filler, Filler, Filler, Filler, Filler	5	10.5 (0.42)	80 (0.05)	
D10012S301FAP10000	12	1	Blue, Filler, Filler, Filler, Filler, Filler	5	10.5 (0.42)	80 (0.05)	
D10024S302FAP10000	24	2	Blue, Orange, Filler, Filler, Filler, Filler	4	10.5 (0.42)	80 (0.05)	
D10036S303FAP10000	36	3	Blue, Orange, Green, Filler, Filler, Filler	3	10.5 (0.42)	80 (0.05)	
D10048S304FAP10000	48	4	Blue, Orange, Green, Brown, Filler, Filler	2	10.5 (0.42)	80 (0.05)	
D10060S305FAP10000	60	5	Blue, Orange, Green, Brown, Slate, Filler	1	10.5 (0.42)	80 (0.05)	
D10064S308FAP10000	64	8	Blue, Orange, Green, Brown, Slate, White, Red, Black	0	12.3 (0.49)	105 (0.07)	
D10072S306FAP10000	72	6	Blue, Orange, Green, Brown, Slate, White	0	10.5 (0.42)	80 (0.05)	

Cable Design with G.652.D Fiber						
Product Code	Fiber Count	No. of Tubes	Tube Color Sequence	No. of Fillers	Cable Diameter mm (inch) (±5%)	Cable Weight Kg/Km (lbs./ft.) (±10%)
D10084S307FAP10000	84	7	Blue, Orange, Green, Brown, Slate, White, Red, Filler	1	12.3 (0.49)	105 (0.07)
D10096S308FAP10000	96	8	Blue, Orange, Green, Brown, Slate, White, Red, Black	0	12.3 (0.49)	105 (0.07)
D10144S312FAP10000	144	12	Blue, Orange, Green, Brown, Slate, White, Red, Black, Yellow, Violet, Rose, Aqua	0	15.8 (0.63)	172 (0.11)
D10192S316FAP10000	192	16	1st Layer - Blue, Orange, Green, Brown, Slate, White 2nd Layer - Blue, Orange, Green, Brown, Slate, White, Red, Black, Violet, Rose, Filler, Filler	2	15.8 (0.63)	140 (0.10)
D10216S318FAP10000	216	18	1st Layer - Blue, Orange, Green, Brown, Slate, White 2nd Layer - Blue, Orange, Green, Brown, Slate, White, Red, Black, Yellow, Violet, Rose, Aqua	0	15.8 (0.622)	150 (0.10)
D10288S324FAP10000	288	24	1st Layer - Blue, Orange, Green, Brown, Slate, White, Red, Black, Yellow 2nd Layer - Blue, Orange, Green, Brown, Slate, White, Red, Black, Yellow, Violet, Rose, Aqua, Blue#, Orange#, Green#	0	18.2 (0.73)	205 (0.14)

Note: # - denotes single black stripe marking via inkjet or co-extrusion, white stripe marking for black loose tube.

Specifications

Mechanical & Environmental Characteristics		
Cable Characteristics	Cable Performance	Testing Standard
Tensile Strength (N) (lbf)	Short Term - 2700 (606.9) Long Term - 900 (202.3)	IEC-60794-1-21-E1
Crush Resistance (N/cm) (lbf/in)	220 (125.6)	IEC-60794-1-21-E3
Impact Strength (Nm) (lbf.in)	5 (44.2)	IEC-60794-1-21-E4
Torsion	± 180°	IEC-60794-1-21-E7
Min. Bend Radius	15 D	IEC-60794-1-21-E11
Repeated Bending	20 D Radius, 50 N, 25 Cycles	IEC-60794-1-21-E6
Water Penetration Test	1m water head, 3m samples, 24 h	IEC-60794-1-22-F5
Temperature Performance	Max. change in attenuation shall be ≤ 0.15 dB/km	IEC-60794-1-22-F1
Installation	-30°C to +70°C (-22°F to +158°F)	
Operation	-40°C to +70°C (-40°F to +158°F)	
Storage	-40°C to +70°C (-40°F to +158°F)	

Note: Change in attenuation after and before testing shall be ≤ 0.05 dB/km.

Packing and Lengths

Drum Type	Length Multiple (in feet)	Order Tolerance	Short Lengths
Wooden Drums	13,123 20,000 \pm 5% (For All Fiber Counts)	\pm 5%	Max 5%, Customer Approval

For additional information please contact your sales representative.

You can also visit our website at www.stl.tech

The information given herein, including drawings, illustrations and schematics are intended for illustration purposes only and is believed to be reliable. However, STL makes no warranties to its accuracy or completeness and disclaims any liability in connection with its use. STL obligations shall be only set forth in STL standard terms and conditions of the sale and in no case, STL be liable for any incidental, indirect or consequential damages arising out of sale, resale, use or misuse of the product. Users of STL products should make their own evaluation to determine the suitability of such each product for the specific application.