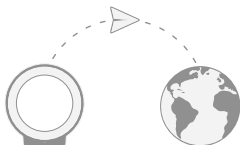




# User Guide

Infinity Voice

# Welcome to LuvLink™



Our range of products are designed to simply bring you and your loved ones together. Although you may be apart our goal is that you may never feel alone!

---

## About Infinity Voice

Infinity Voice is the most innovative way to connect with people you love from right around the world! Simply install the app, add your device and join or create a group. Feel an instant connection with your loved ones by sending them both light & sound.

## Why us?

We want your experience to be second to none! We pride ourselves on great products and even better service.

- Live online support
- 12-month warranty
- 1000s of happy customers
- Every product tested for quality assurance

# Setup is easy, lets get started!



- 1 Download the app using the QR code above, or visit <https://setup.luvlink.com>

+ Add Device

- 2 Click the button in the app to add a device.
- 3 Finally, set up your profile and device by following the steps in the app.

# Color codes



Turning on and connecting



Setup mode



Connecting to wifi and not the internet



Downloading update



Awaiting approval from group



Ready to go

## What is in the box?



Lamp



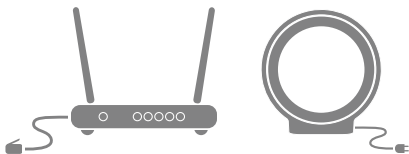
Cord



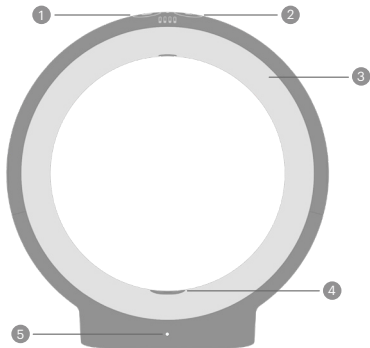
12 month  
warranty

---

Ensure your Infinity Lamp and wifi modem are plugged in and powered.



# Lamp functions



- 1 Press and hold to record a message.
- 2 Press play to listen to incoming voice messages.
- 3 Place your hand through the lamp to send colors and voice messages.
- 4 Press and hold to cycle through a variety of colors.
- 5 Status light indicates when you have received a voice message.

# App features



## Color

Select from an amazing variety of colors

---

## Sleep timer

Set a different brightness level for when you are sleeping



## Brightness

Manage the brightness of your device

---

## Device history

Look and play previous messages on your group



## Groups

Add, remove and view who is on your group and what color their device is



Need more help?

<https://help.luvlink.com>