

Let's get
started.

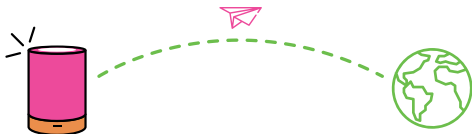


FRIENDSHIP LAMP

l:uvlink

APART BUT NEVER ALONE

About LuvLink™



“Light up the life of your loved ones”

Our mission

Our range of products is designed to simply bring you and your loved ones together. Although you may be apart – our goal is that you may never feel alone!

About Friendship Lamps

Friendship Lamps are the unique way to connect with people you love right around the world! Simply install the app, add your device and then join or create a group. Remember your loved ones are only a tap away!

Why us?

We want your experience to be second to none! We pride ourselves on great products and even better service.

- Live online support
- 12-month warranty
- 1000s of happy customers
- Every product tested for quality assurance

How to setup your device


- 1 Plug it in & turn it on
- 2 Download the app

SCAN ME



OR VISIT <https://setup.luvlink.com>

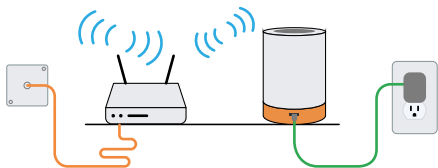
- 3 Click button to Add Device



- 4 Set up your device by following the steps in the app.

Need more help? Please don't hesitate to contact us by email at hello@luvlink.com

Lamp setup



What's included



Lamp



Cord



12 months
warranty

Lamp functions

①

Tap and hold
to change
colour

②

Hold button
for 30 secs
to reset
(dim red)

③

Tap & hold for 2
seconds to turn
the lamp off

④

Tap once to
send your color



Color codes



DIM BLUE

Turning on and
connecting



DIM RED

Setup mode



DIM ORANGE

Connected to wifi and
not to the internet



DIM YELLOW

Awaiting approval for
group



DIM PURPLE

Downloading update



SWIRLING GREEN

Connected and ready
to go

Need more help?

<https://help.luvlink.com>



App features

You can edit the information on your profile, manage your group and update settings on your device.

EDIT



Profile

DEVICE STATUS



Device is Active



Device is not Active

Device functions

Adjust your device settings to suit you.



Dimming Time



Color



Patterns



Sleep Timer



Brightness



Device History