

SPECIFICATIONS

Certifications/Qualifications

www.kichler.com/warranty

Dimensions

Base Backplate	5.50 DIA
Extension	6.50"
Weight	1.50 LBS
Height from center of Wall opening (Spec Sheet)	4.50"
Height	10.25"
Width	5.50"

Light Source

Lamp Included	Not Included
Lamp Type	A19
Light Source	Incandescent
Max or Nominal Watt	100W
# of Bulbs/LED Modules	1
Socket Type	Medium
Socket Wire	150"

Mounting/Installation

Install Glass Up or Down	Yes
Location Rating	Damp
Mounting Weight	1.00 LBS

FIXTURE ATTRIBUTES




Housing

Diffuser Description	Clear Seeded
Primary Material	STEEL

Product/Ordering Information

SKU	45390CLZ
Finish	Classic Bronze
Style	Transitional
UPC	7.83928E+11

Finish Options

	Black
	Brushed Nickel
	Classic Bronze



ALSO IN THIS FAMILY



45390BK



45390NI



45391BK



45392BK



45391CLZ



45392CLZ