



Via, sconce, walnut, candelabra E12 socket



Via, sconce, walnut, LED



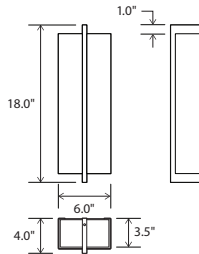
Via, sconce, walnut, LED

The Via has an understated geometry with sophisticated detailing and proportion. The substantial glowing volume of the Via is punctuated by a thin plane of rich American walnut striking a balance and harmony.

Nick Sheridan  
Designer

## Via

sconce or ceiling flushmount



Dimensions: 18" x 6" x 4"  
Materials: solid wood, polymer  
Product weight: 2 lb

### Integral LED Specifications


Light output: 500 Lumens (source)  
Light color\*: 2700 K or 3500 K  
Color accuracy: 90+ CRI  
Power usage: 7 W  
Dimmable (see driver below)  
Input voltage: 24 V DC (driver included)  
Driver location: must be housed in J-box  
Driver dimensions: 3" x 1.5" x 1"  
Mounting: ceiling or wall

### Candelabra Base Specifications

Lamping: 2x candelabra E12 base sockets,  
10 W max each (bulbs not included)  
Select bulbs can achieve over 500 lumens each  
Input voltage: 120 V AC max  
Mounting: wall only



walnut  
(CM-001)



dark stained walnut  
(CM-002)



white washed oak  
(CM-095)

### MATERIAL & FINISH OPTIONS

Via part # 03-190-

#### Wood Body

walnut (CM-001) W  
dark stained walnut (CM-002) D  
white washed oak (CM-095) O

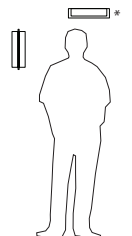
#### Lamping\*

LED 2700 K 27  
LED 3500 K 35  
Candelabra E12 Socket CB

#### Driver (LED version only)

120 V AC input voltage P1  
TRIAC, ELV & 0-10V dimming  
277 V AC input voltage P2  
TRIAC, ELV & 0-10V dimming

Includes frosted polymer (CM-051)  
Inquire about other input voltages  
Emergency backup option available upon request  
\*Available in 3000K, 4000K and other color temperatures upon request



\* LED version only