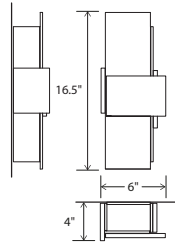




Acuo sconce



Dimensions: 16.5" x 6" x 4"
Materials: solid wood, polymer, aluminum
Product weight: 3 lb-

Integrated LED Specifications

Light output: 1130 Lumens (source)
Light color*: 2700 K or 3500 K
Color accuracy: 90+ CRI
Power usage: 13 W
Dimmable (see driver below)
ADA compliant hotel room signage with tactile numbering and corresponding braille available


GU-24 Base Specifications

Lamping: 2x GU-24 base sockets, 18 W max each
Input voltage: 300 V AC max

Wood grain will vary
Specifications subject to change



walnut
(CM-001)



dark stained walnut
(CM-002)



brushed aluminum
(CM-006)



white washed oak
(CM-095)

MATERIAL & FINISH OPTIONS

Acuo part # 03-130-

Body

walnut (CM-001) W
dark stained walnut (CM-002) D
white washed oak (CM-095) O
brushed aluminum (CM-006) A

Lamping*

2700 K LED 27
3500 K LED 35
GU-24 base sockets GU

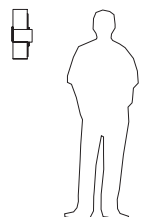
Driver (LED version only)

AC Input Voltage Range:
120-277 V
120 V input: TRIAC, ELV & 0-10 V dimmable
240 & 277 V input: only 0-10 V dimmable P1

Includes
frosted polymer (CM-024)

Emergency backup option available upon request, requires oversized J-box.

J-box centered behind wood/aluminum body
*Available in 3000K, 4000K and other color temperatures upon request



It's a 3 sided box, which has been carefully deconstructed to a sculptural state. The careful composition of overlap and void create interest and complexity to a very straightforward, well-functioning wall sconce. The tectonic disconnection in form allows you to witness the solid American black walnut's grain as it travels through each solid block.

Nick Sheridan
Designer