

SPECIFICATIONS

Certifications/Qualifications

www.kichler.com/warranty

Dimensions

Base Backplate	5.25 DIA
Extension	17.25"
Weight	1.00 LBS
Height from center of Wall opening (Spec Sheet)	4.25"
Height	9.00"
Width	12.00"

Light Source

Lamp Included	Not Included
Lamp Type	A19
Light Source	Incandescent
Max or Nominal Watt	100W
# of Bulbs/LED Modules	1
Socket Type	Medium
Socket Wire	150"

Mounting/Installation

Location Rating	Wet
Mounting Weight	1.00 LBS

FIXTURE ATTRIBUTES




Housing

Primary Material	EPM
------------------	-----

Product/Ordering Information

SKU	49980WH
Finish	White
Style	Coastal
UPC	7.83928E+11

Finish Options

-  Olde Bronze
-  Textured Black
-  White



ALSO IN THIS FAMILY



49980OZ



49982WH



49982OZ



49981OZ



49981WH



49980BKT