


Puzzle Twist,  
design by Studio Italia Design, 2014

Ceiling

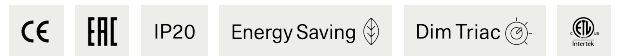
A clear-cut geometry that plays on the effect of overlapping square shapes. Thanks to its two swivel joints, Puzzle Twist can be adjusted at will to create suggestive plays of light on the walls and ceilings, making for a truly personalised atmosphere.



Pecentuale + 200% Tra disegno riga e quota 7 px tra un disegno e l'altro 20 px

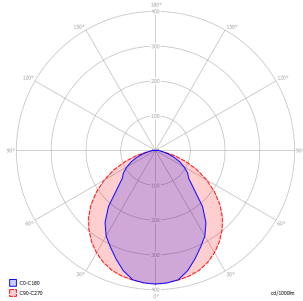
Puzzle Twist	Light source	Frame: Aluminium	Diffuser:	Code
	<p>LED</p> <ul style="list-style-type: none"> <li>• 3000 K</li> <li>• 2 x 17W   3600 lm</li> <li>• 120V</li> <li>• CRI 92</li> <li>• MacAdam 3-Step</li> </ul> <p>LED and driver included</p>	<p>● Matte White 9016</p>	<p>—</p>	<p>146412</p>

Net weight: 2.47 kg	Gross weight: kg	Parcels: N°	Volume: m³
---------------------	------------------	-------------	------------



## Puzzle Twist , *design by Studio Italia Design, 2014*

### Polar diagram




### Light source

- LED
- 3000 K
- 2 x 17W | 3600 lm
- 120V
- CRI 92
- MacAdam 3-Step

LED and driver included

## Other applications of Puzzle Twist



Wall