


Led Net line 66 suspension

1589058A

SPECIFICATIONS



Design By

Michele De Lucchi
Alberto Nason

Collection

Design



Specifications

Delivered lumens	1276lm
Light output ratio	60.76lm/W
Power consumption	21W
Led type	20W C.O.B.*
CCT (Correlated Color Temperature)	3000K
CRI (Color Rendering Index)	>80
Life expectancy	50000Hrs
Control type	Dimmable 2-Wire**
Input Voltage	120-277V
Driver	GE LIGHTTECH - 1 x GELD36DMV700PU

Colors & Finishes

White

Materials

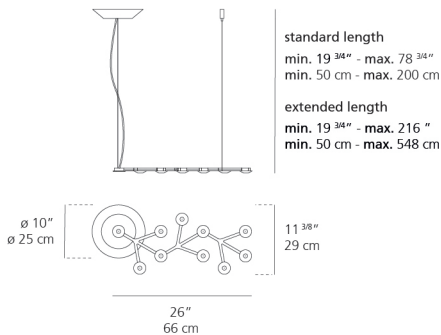
- Structure in painted aluminum
- Each LED is fitted with a methacrylate lens and satin finish methacrylate lens-holder

Features & Accessories

- Custom applications available
- Extended cable length

**Reverse phase

Dimensions



Packaging

1 Box

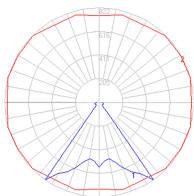
1 x 31-3/8" x 16-13/16" x 5-5/8" / 7.17 lbs - 79.5 cm x 42.5 cm x 14 cm / 3.25 kg

Light distribution

Direct

Luminaire weight

2.98 lbs / 1.35 kg



Warranty

5 year limited warranty

Red = Max Cd. Through Vertical plane

Blue = Max Cd. Through Horizontal plane