
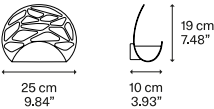




Kelly,
design by Andrea Tosetto, 2015

Wall

Seductive beauty with a bold personality thanks to the strong and precise laser cuts, which lighten the metal of the lampshade and create an intriguing play of light and shadow. Kelly is a multifaceted family of suspension and wall lamps that stand out with elegance in any living space thanks to the variety of available forms and finishes.



Kelly	Light source	Frame: Metal	Diffuser:	Code
	LED • 3000 K • 1 x 17W 1800 lm • 120V • CRI 92 • MacAdam 3-Step LED and driver included	 Coppery Bronze	—	141412
		 Matte White 9010	—	141411

Net weight: 0.80 kg	Gross weight: kg	Parcels: N°	Volume: m³
---------------------	------------------	-------------	------------

CE	IP30	Energy Saving 	Dim Triac 	ERC	
----	------	---	---	-----	---

LODES


Kelly ,
design by Andrea Tosetto, 2015

Light source

- LED
- 3000 K
- 1 × 17W | 1800 lm
- 120V
- CRI 92
- MacAdam 3-Step

LED and driver included

Other applications of Kelly



Suspension