




_Bitta

Design Paolo Francesco Piva

— Un design contemporaneo che trasforma l'essenzialità delle sfere ellittiche in vetro soffiato, in una collezione di appliques dal forte impatto estetico e dal valore poetico. Come le bitte utilizzate nei porti per ormeggiare le barche, gli elementi di questa collezione vengono disposti a piacere assecondando i gusti e le esigenze progettuali. Grazie alla luce nascosta all'interno, la texture a losanghe della superficie si riflette a raggiera creando magici bagliori. Nel caso di composizioni l'effetto si moltiplica in una costellazione luminosa che invade le pareti.

— A contemporary design that transforms the essentiality of elliptical blown glass globes into a collection of wall lamps with a highly aesthetic effect. Like bollard poles used in ports to moor the boats, the elements of this collection are arranged at will according to taste and design needs. The diamond-patterned texture of the surface is radially reflected from the light concealed inside, creating dreamlike flashes. With group installations the effect is multiplied in a glowing constellation that cloaks the walls.



Bitta

Finitura Metallo / Metal Finishes



K
Cromo lucido
Polish chrome


Finitura Vetro / Glass Finishes



BL
Bianco Latte Cristallo
Milk White Clear




CR
Cristallo
Clear




DEN
Denim
Blue Denim



FU
Fumé
Smoked



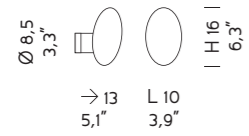
GRY
Grigio
Grey



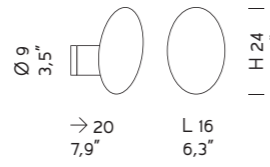
OCE
Oceano
Ocean



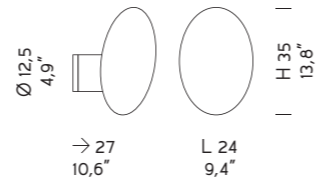
TOP
Topazio
Topaz



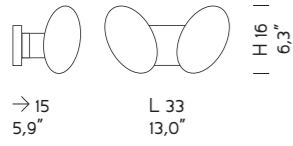
0010
1 x MAX 25W G9



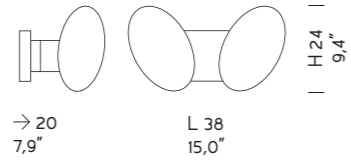
0011
1 x MAX 42W E14



0012
1 x MAX 70W E27



0013
2 x MAX 25W G9



0014
2 x MAX 42W E14

