

Akova Wall

700WSAKV_

1.0



WALL COLLECTION

GENERAL PRODUCT INFORMATION:

These fixtures are intended to be installed utilizing NEC compliant junction boxes.



This product is suitable for damp locations.

This product can be dimmed with a low-voltage electronic dimmer.

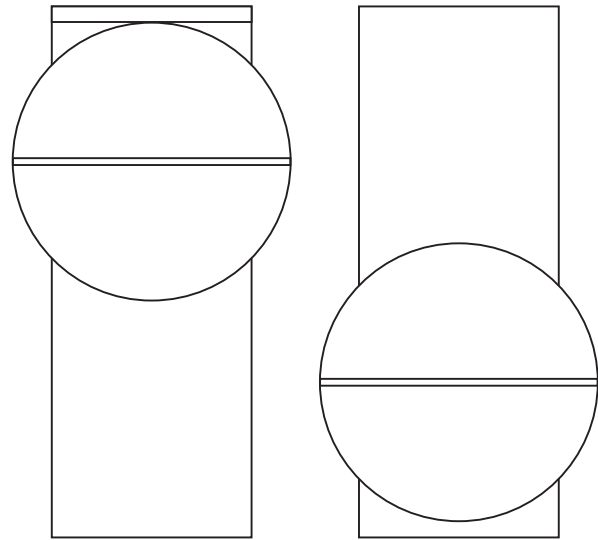
This product can be mounted up or down.

This instruction shows a typical installation.

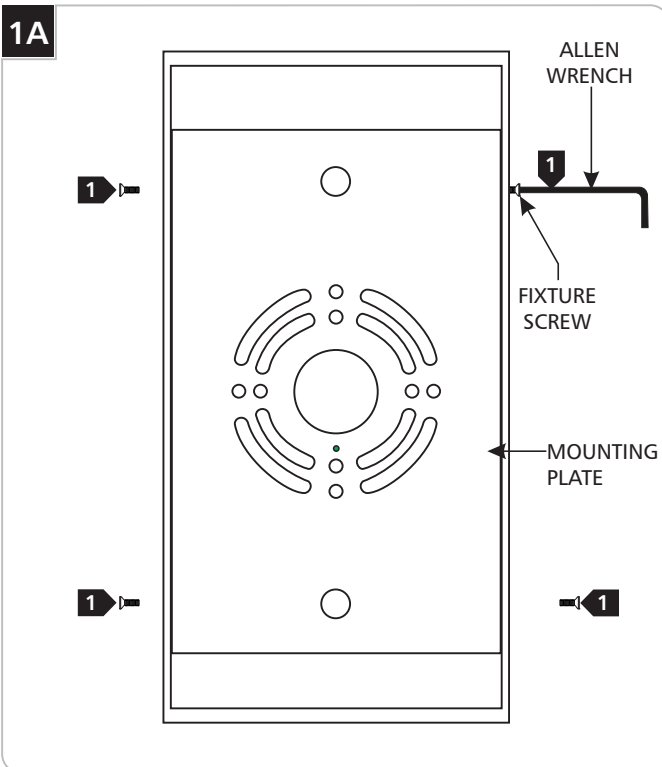
CAUTION - RISK OF FIRE

This product must be installed in accordance with the applicable installation code by a person familiar with the construction and operation of the product and the hazards involved.

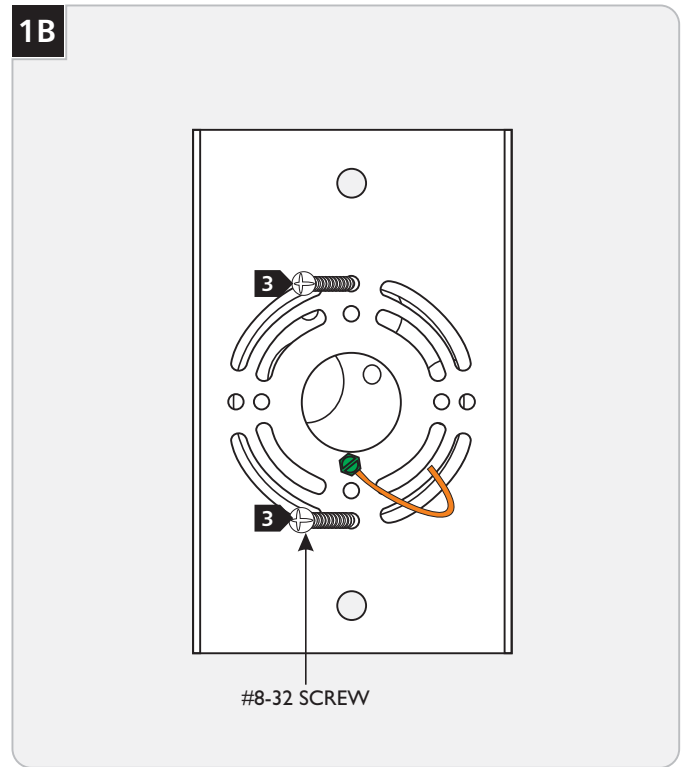
Use minimum 90°C supply conductors.



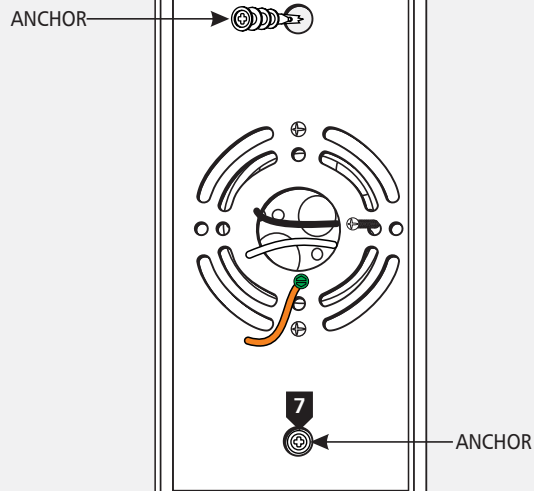
Install the Fixture



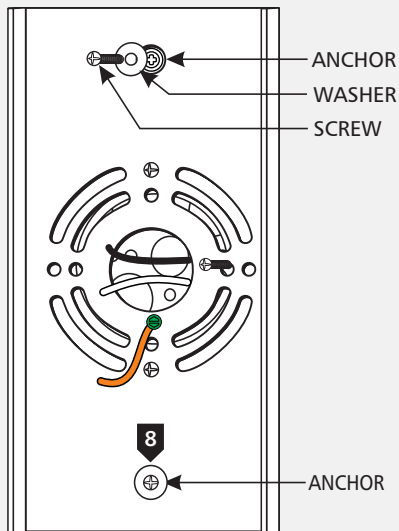
- 1** Remove the four fixture screws from the sides of the fixture using the provided Allen wrench.
- 2** Remove the mounting plate from the back of the fixture.



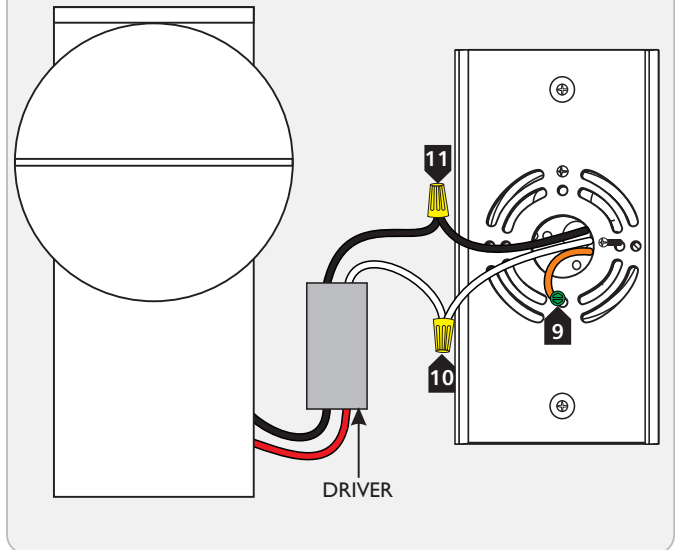
- 3** Attach the mounting plate to the electrical box using the two provided #8-32 screws.

1C

- 4 Verify that the mounting plate is level before continuing.
- 5 Line an anchor tip with the center of an anchor hole, and push the anchor into the wall up to the threads.
- 6 Screw the anchor in the rest of the way with a Phillips-head screwdriver.
- 7 Repeat for the other anchor hole.

1D

- 8 Slide a #8 screw through a washer, and screw it into an anchor to secure the fixture base to the wall. Repeat for the other anchor.

1E

- 9 Connect the mounting plate ground wire to a suitable ground according to local electrical codes.
- 10 Connect the white driver wire to the neutral power line wire with a wire nut.
- 11 Connect the black driver wire to the hot power line wire with a wire nut.
- 12 Properly place the driver. All wires, and wire nut connections into the electrical box.
- 13 Mount the fixture by sliding it back onto the mounting plate and reinstalling the fixture screws (reversal of figure 1A).

SAVE THESE INSTRUCTIONS!



TECH LIGHTING®

7400 Linder Ave, Skokie, IL 60077
847.410.4400

www.techlighting.com

© 2017 Tech Lighting, L.L.C. All rights reserved. The "Tech Lighting" graphic is a registered trademark of Tech Lighting, L.L.C. Tech Lighting reserves the right to change specifications for product improvements without notification.

A Generation Brands Company