

INSTRUCTIONS



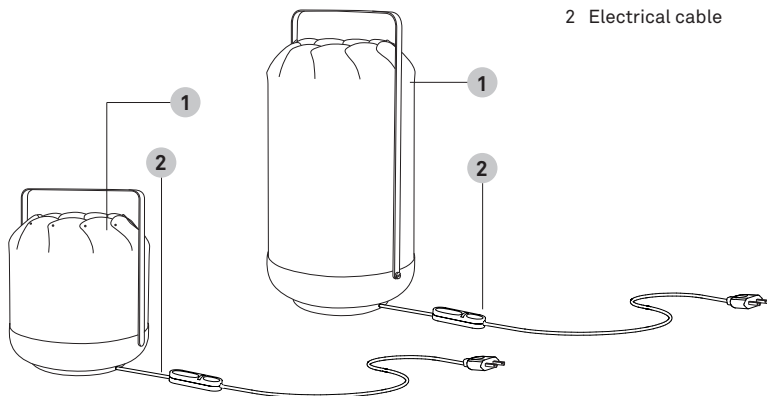
LZF

CHOU

CHOU MPA UL, CHOU MPB UL

CONTENTS

- | | |
|--------------------|-------|
| 1 Shade | 1 un. |
| 2 Electrical cable | 1 un. |



TECHNICAL SPECIFICATIONS

Recommended bulb

120V



120V E26 Base



LED A19 1 x 15 W max.

WEIGHT

MPB

MPA

Net Weight

2,4 Lb

2,6 Lb

Gross Weight

4,6 Lb

5,3 Lb

WARNINGS

Before assembly and installing this product, carefully read the following:

Turn off the mains before installing the lamp. Dry location only. This lamp is for indoor use only.

WOOD VENEER: Due to the natural nature of the material sometimes one may note slight undulations in the wood veneer. This is a natural reaction to humidity or different climatic conditions and should go away with use. Since wood is a natural material, a gradual change in tone may occur over time. Furthermore, if the lamps have been purchased at different times, there will be differences in colour and tone, particularly in light coloured veneers. Luziferlamps S.L. will not be held responsible for this.

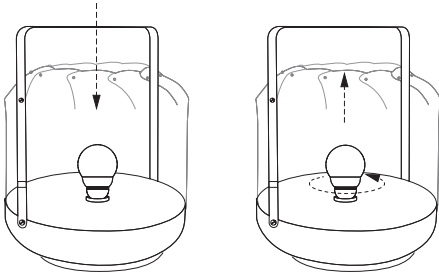
MORE INFO: <http://www.lzf-lamps.com/guarantee/>



ASSEMBLY INSTRUCTIONS

1

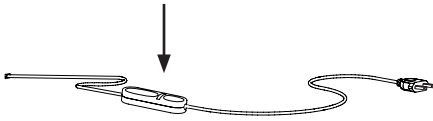
Install/change the bulb in the lampholder.



ON/OFF: Quick pulse (less than 1 sec.)
Dimming MIN/MAX: Continuous pressure.
Dimming is memorized on last setting.

PULSE-BUTTON

Lamp



GENERAL CARE INSTRUCTIONS

Use and care of your lamp.

You have just purchased an original handmade product by LZf. Your lamp is made out of FSC® certified natural wood veneer treated with our patented finish, Timberlite®.

This treatment both protects and safeguards the wood veneer against breakages.

Depending on the type of lamp use a feather duster, soft cleaning cloth or damp cloth for cleaning. On our more delicate shades, like those made from wood strips, a feather duster or an air blower is preferable. In our more solid shades a damp cloth may be used.

Clean only the flat surface of the veneer with the cloth, and please avoid any moisture contact along the edge of the veneer.

Acrylic Diffusers

The acrylic diffusers on your lamp can be cleaned with a regular window cleaning spray and a soft cloth. Do not use solvents of any kind.

Bulbs

Bulbs not included, unless indicated. We recommend using energy-saving light bulbs, like the CFL or LED bulbs. Please refer to the instruction manual or visit our website www.lzf-lamps.com to make sure you are using the best bulb for your type of lamp.

Precautions

Luminaire for indoor use only.

Avoid direct sunlight, strong indirect sunlight and moisture on your lamp. Unplug the lamp before cleaning or changing the light bulb. Servicing or manipulation of the electrical installation should only be performed by qualified electrical personnel or by the LZf service department.

