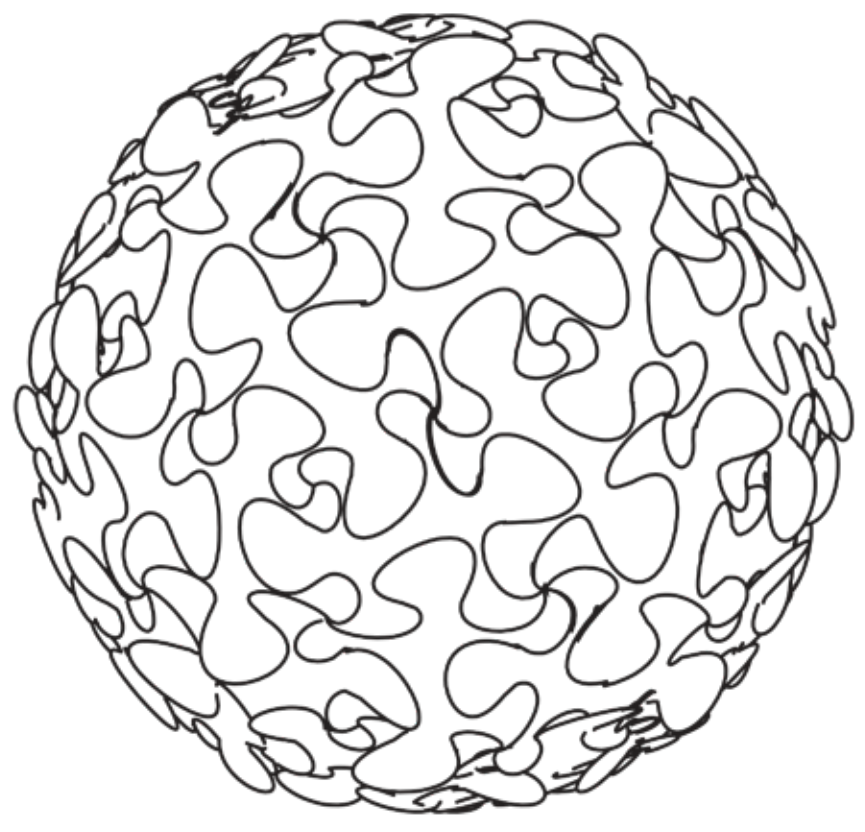





UMAGE

Lora Family



User Guide

In the box



Find assembly videos by using the QR code or by going online at our website umage.com/instructions

DE: Waschen Sie die Lampe vor Gebrauch mit Seife ab um Staubanziehung zu vermeiden.

DK: Vask med sæbe før brug for at undgå støvtiltrækning.

EN: Wash with soap before use to avoid attraction of dust.

ES: Lavar con jabón antes de utilizar para que no atraiga polvo.

FI: Pese saippualla ennen käyttöä vähentääksesi pölyn kerääntymistä.

FR: Laver au savon avant employ pour éviter que la poussière ne se dépose.

IT: Onde evitare il deposito di polvere, lavare con acqua e sapone.

NL: Voor gebruik met zeep wassen om het aantrekken van stof te voorkomen.

NO: Vask med såpe før bruk for a hindre støvtiltreking av støv.

PL: Przed użyciem umyć mydłem, aby uniknąć przyciągania kurzu.

PT: Lavar com sabão antes de utilizar para evitar a atração de pó.

RU: Для предотвращения попадания пыли перед использованием вымыть с мылом.

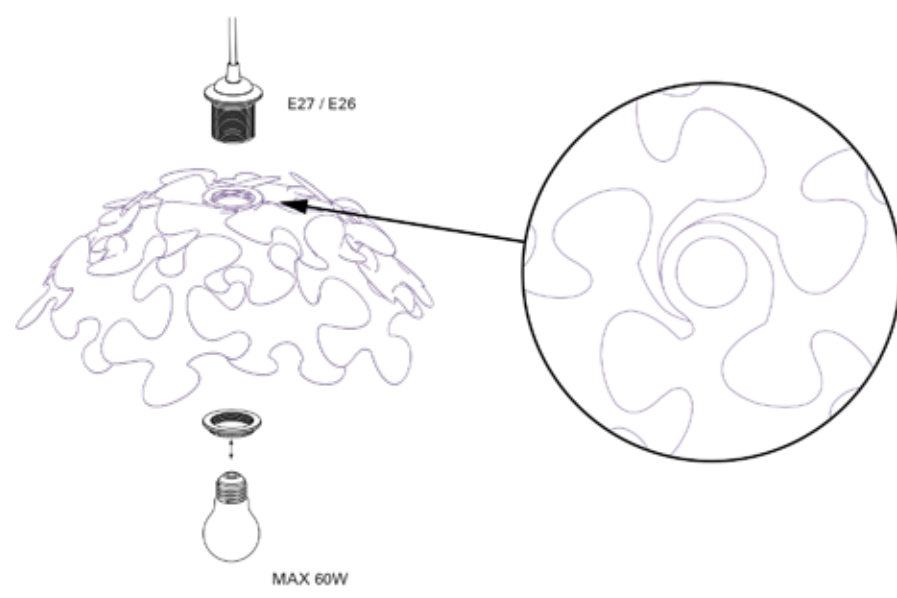
SE: Tvätta med såpa före användning för att undvika att den drar till sig damm.

CN: 为避免吸尘, 使用前请在肥皂水里浸泡清洗。

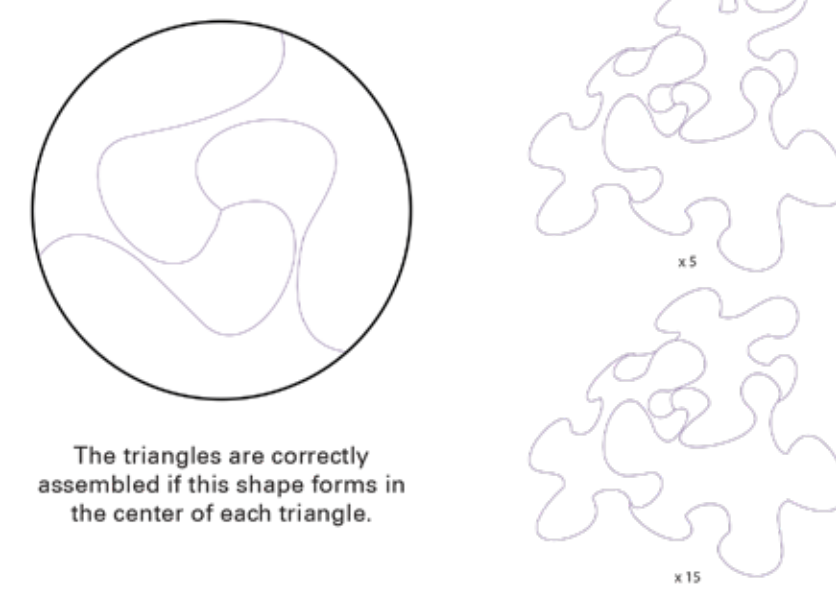
JP: 埃を吸引することを避けるため、使用開始前に石鹸で洗ってください。

KR: 먼지가 묻지 않도록 사용 전에 비누로 닦아 주십시오.

3: Inserting the socket. Note how the top pieces overlap. (the last overlapping piece, will be a little loss until socket is inserted)

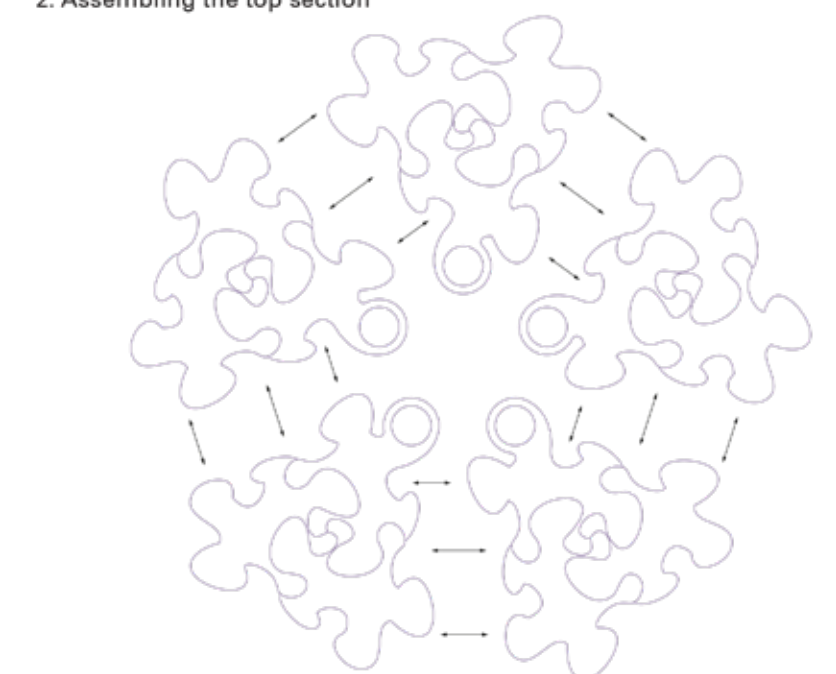


1: Assembling the triangles (use the fulesize template on the back of this instruction sheet for help)

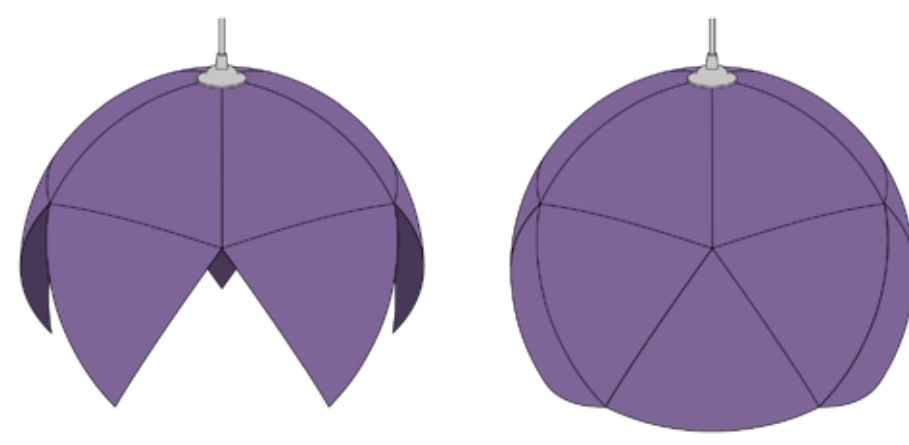


The triangles are correctly assembled if this shape forms in the center of each triangle.

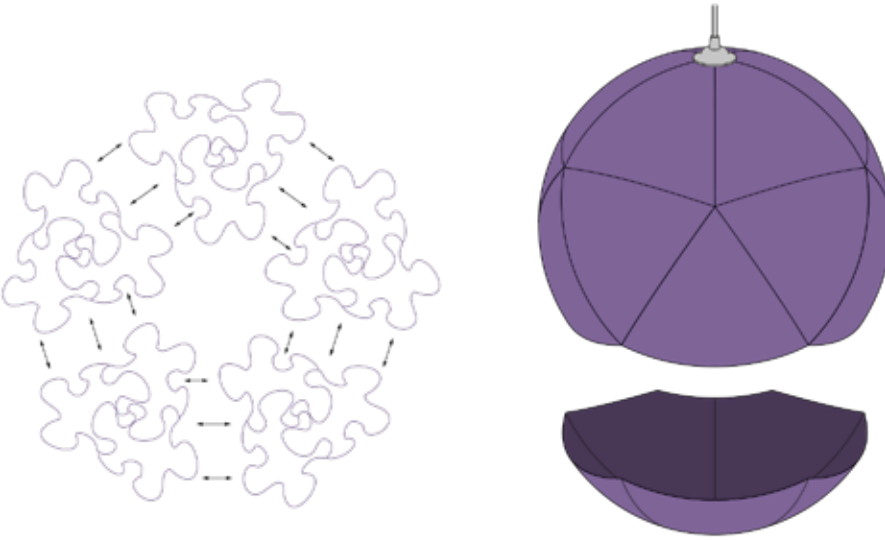
2: Assembling the top section



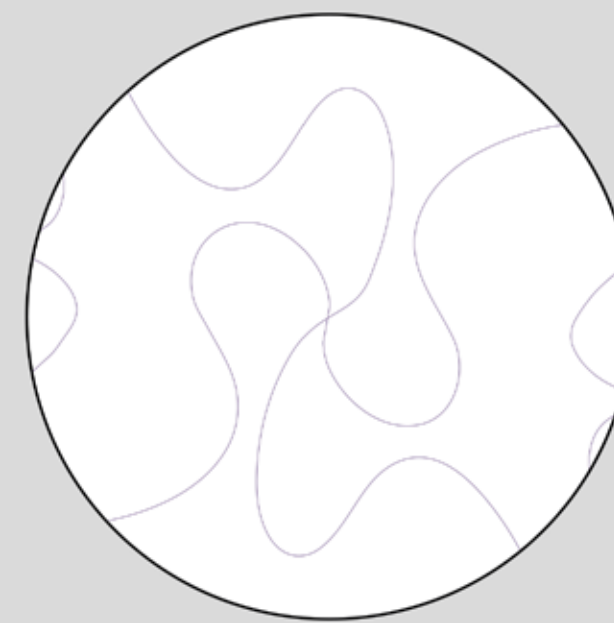
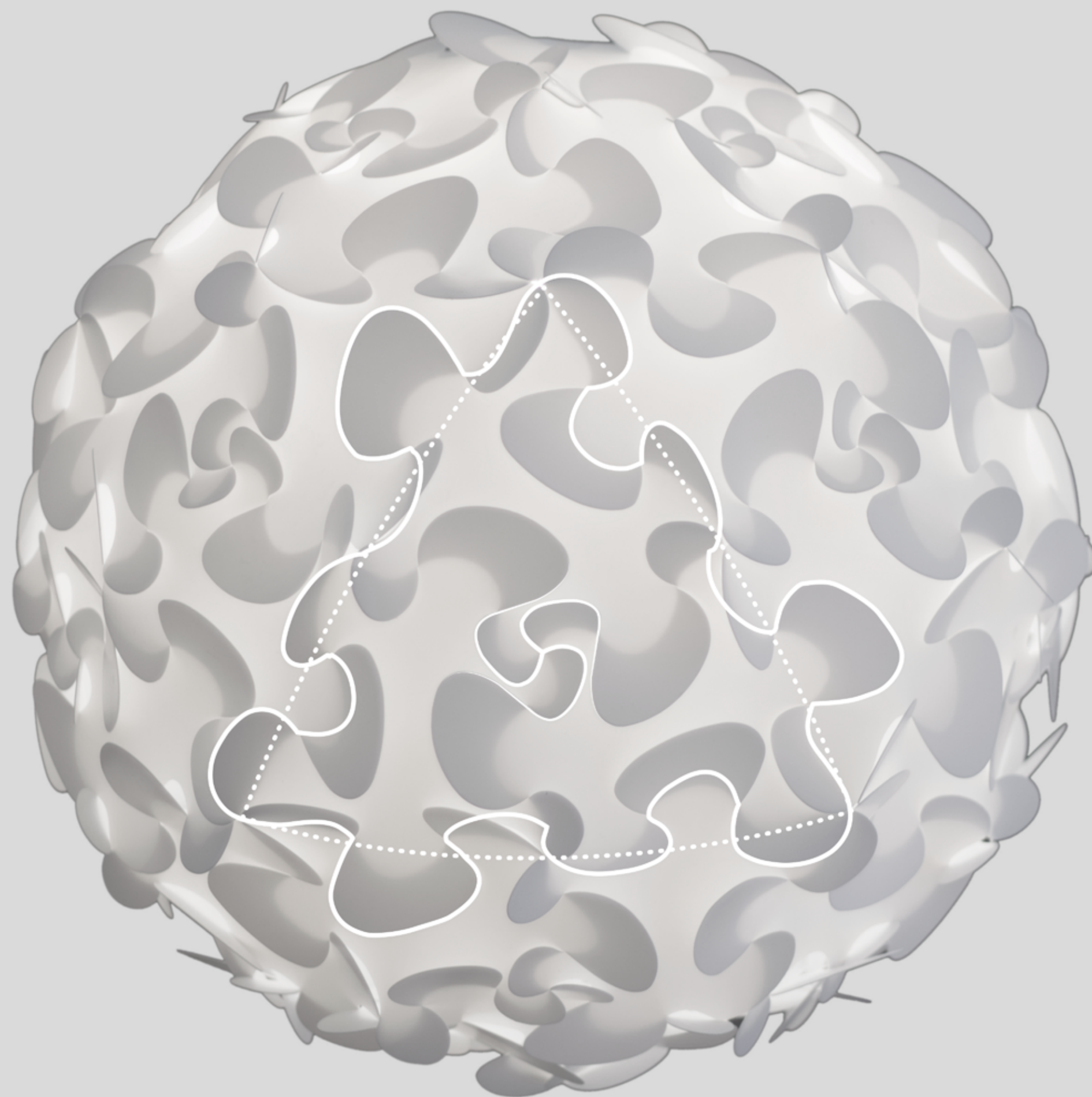
4: Assembling the tringales in the order as shown.



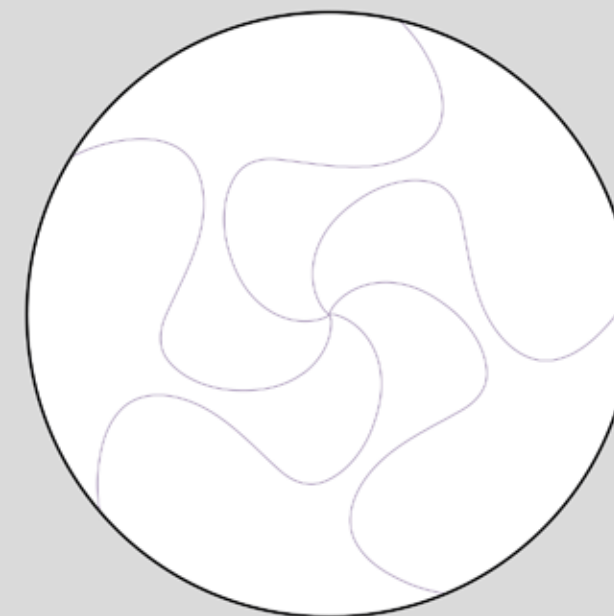
5: Assembling the bottom and completing the assembly.



Using the Lora pattern as a guide



Look for this wave shape where the sides of two triangles meet



Look for this flower shape where the points of five triangles come together



Lora mini lightbrown on the white Tripod table



Lora clara matt white



Lora canna black



Lora carmina white



Lora x large

Follow us on social media



@umagedesign



UMAGE

umage.com

Full size template for the triangles

