

## TREAD

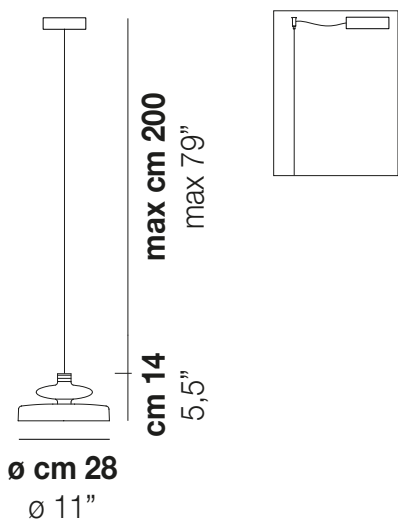
Design Chiaramonte & Marin

## TREAD SP 28



The “technicity” of the metal element combined with the blown glass diffuser gives Tread an “industrial” style. An object reminiscent of vintage electrical equipment for its particular shape, in which the finned heat sink, combined with blown glass, becomes a distinctive element. Tread creates an avant-garde and stylish atmosphere by combining crystal, smoky, burned earth and transparent old green glass with copper, gold and bronze matt finishes.

## TREAD SP 28



### TECHNICAL DATA:



LED 2700K DIM2 1x12W 35V

LED 2700K DIM3 1x12W 35V

LED 3000K DIM2 1x12W 35V

LED 3000K DIM3 1x12W 35V

### CERTIFICATIONS:



Led 2700 K 12 W 35 V 1500 lm DIM2 Phase Cut

Led 2700 K 12 W 35 V 1500 lm DIM3 0-10V, Push

Led 3000 K 12 W 35 V 1600 lm DIM2 Phase Cut

Led 3000 K 12 W 35 V 1600 lm DIM3 0-10V, Push

VOLUME Mc 0,05  
GROSS WEIGHT Kg 4  
NET WEIGHT Kg 2,7

download



### SHADE FINISHING




CR

FU

TB

VA

### FRAME FINISHING



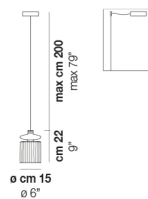
BHS

BKS

RAS

### OTHER VERSION AVAILABLE

Click on the version to go to the web version of the product



TREAD SP