





PRODUCT DESCRIPTION

Hammered metal dome shades are painted in glossy enamel paints that welcomes a nautical look. Available in Sage Green with a glossy white interior or Glossy Black with an Antique Copper interior, these pendants embody a nostalgic element that prevails along coastline bungalows and cottages Black Rayon fabric cord adds designer details to the overall construction. Available in ten inch and twelve-inch diameters.

FINISHES OPTION

-  Black / Antique Copper (BKACP)
-  Sage Green (SAG)

MEASUREMENTS

- DIMENSION : 12" L x 12" W x 8.5" H
- MAX OAH : 129.75" OAH
- CANOPY : 5" W x 0.75" H x 5" L
- HANGING WEIGHT : 2.86 lb

LAMPING

- INPUT VOLTAGE : 120V
- BULB : 1 x 60W Incandescent E26 Medium , 60W Total
- BULB INCLUDED : (Not Included)
- DIMMABLE : Y

MATERIAL

Steel

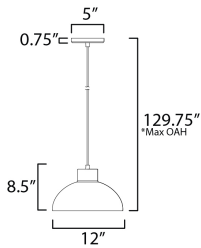
RATINGS

cULus
Dry Location



ADDITIONAL

SLOPE: 30
OPERATING TEMPERATURE:
-20°C (-4°F), 40°C (104°F)



*max overall height

Always consult a qualified electrician before installing any lighting product.



WESTERN DISTRIBUTION CENTER (HEADQUARTER)
253 NORTH VINELAND AVE | CITY OF INDUSTRY, CA 91746

EASTERN DISTRIBUTION CENTER
101 GARDNER PARK | PEACHTREE CITY, GA 30269

P. 626.956.4200 | F. 626.956.4225 | maximlighting.com