

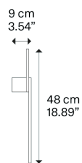
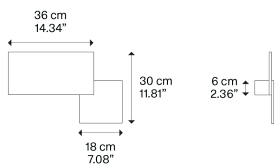
Puzzle,
Design by Studio Italia Design

Model Puzzle square & rectangle

Essential forms in metal, square and rectangular, which seem to disappear in the ceiling or wall. In Puzzle lamps, light becomes the feature element of living spaces, creating soft, geometric effects.



Puzzle square & rectangle



Light source

LED
3000 K
2 x 18 W / 3600 lm
120 V
CRI 92
MacAdam 3-Step

Structure: Metal

● Matte White – 9016
● Matte Black – 9005

Code

14643 1030U

14643 2030U

Net weight: 6.42 lbs

Parcels: 1



IP20

Energy Saving

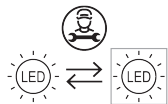
Dim Triac

Energy efficiency class

F

Ecodesign Regulation

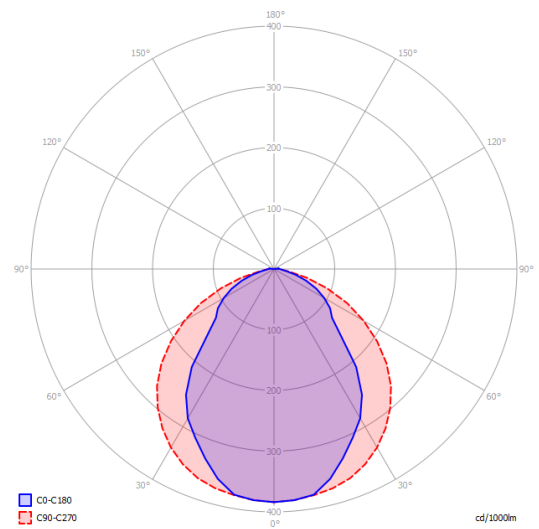
The LED-only light source contained in this fixture must only be replaced by the manufacturer, its support service or similarly qualified personnel.




Puzzle square & rectangle

LED
3000 K
2 × 18 W / 3600 lm
120 V
CRI 92
MacAdam 3-Step


Photometric data



Options of Puzzle



Puzzle single square



Puzzle double square