


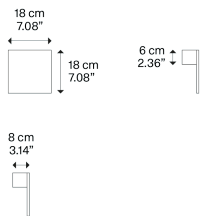
Puzzle,
Design by Studio Italia Design

Model Puzzle single square

Essential forms in metal, square and rectangular, which seem to disappear in the ceiling or wall. In Puzzle lamps, light becomes the feature element of living spaces, creating soft, geometric effects.



Puzzle single square



Light source

LED
3000 K
18 W / 1800 lm
120 V
CRI 92
MacAdam 3-Step

Structure: Metal

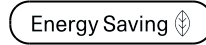
● Matte White – 9016
● Matte Black – 9005

Code

14641 1030U
14641 2030U

Net weight: 2.56 lbs

Parcels: 1

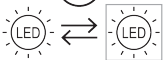
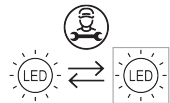


Energy efficiency class

F

Ecodesign Regulation

The LED-only light source contained in this fixture must only be replaced by the manufacturer, its support service or similarly qualified personnel.

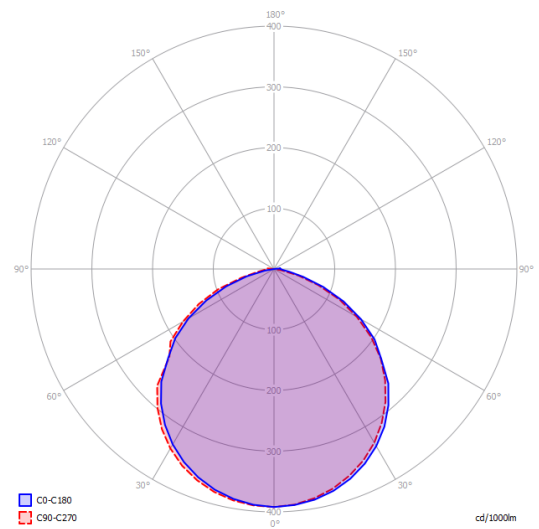


LODES


Puzzle single square

LED
 3000 K
 18 W / 1800 lm
 120 V
 CRI 92
 MacAdam 3-Step

Photometric data



Options of Puzzle



Puzzle double square



Puzzle square & rectangle