

Puzzle Mega,
Design by Studio Italia Design

Model Puzzle Mega square small

Large geometric figures characterised by essential forms, which almost merge with the interior architecture when off, only to be surprisingly revealed as harmonies of light and shadow when lit. New matte finishes warm up the geometric panels of *Puzzle Mega*, liquid red, white, taupe and black paints that open new decorative possibilities, playing with harmonies and contrasts of colours and shapes. With *Puzzle Mega*, light gracefully decorates walls and ceilings.



Puzzle Mega square small	Light source	Structure: Metal	Diffuser: MDF	Code 2700 K	Code 3000 K
	LED 2700 K 3 x 15 W / 5250 lm 220–240 V CRI 92 MacAdam 3–Step	Matte White – 9016	Matte White – 9016	16742 1027	16742 1030
		Matte White – 9016	Matte Black – 9005	16742 2027	16742 2030
		Matte White – 9016	Taupe	16742 3927	16742 3930
		Matte White – 9016	Red	16742 6027	16742 6030
		LED 3000 K 3 x 15 W / 5550 lm 220–240 V CRI 92 MacAdam 3–Step			

LED included

Net weight: 4.10 kg

Parcels: 2



IP20

Energy Saving

Dim Triac



Energy efficiency class

F

Ecodesign Regulation

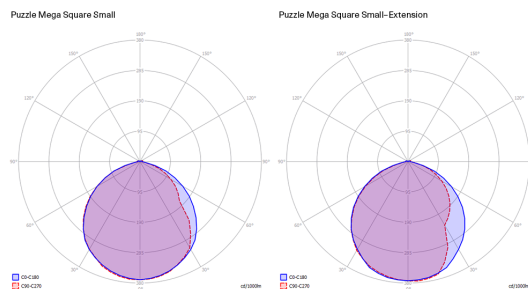
The LED-only light source contained in this fixture must only be replaced by the manufacturer, its support service or similarly qualified personnel.



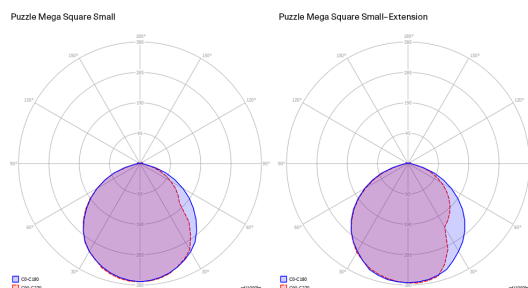
Puzzle Mega square small

LED
2700 K
3 × 15 W / 5250 lm
220–240 V
CRI 92
MacAdam 3–Step

Photometric data



LED
3000 K
3 × 15 W / 5550 lm
220–240 V
CRI 92
MacAdam 3–Step




Options of Puzzle Mega



Puzzle Mega round small



Puzzle Mega round large



Puzzle Mega square large