


1500 [GU-10]

Name: Flow Accord Pendant 1500
 Collection: Flow
 Application: Pendant
 Construction: Natural Wood Veneer, MDF and Cotton shade

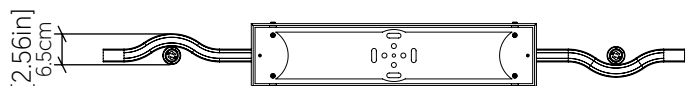
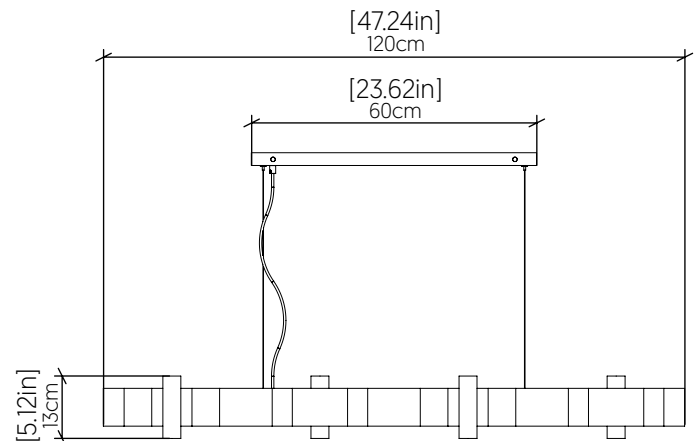
Specifications

Light Source: 12x GU10-MR11 5W LED 120v-277v
 Driver Location: N/A
 Color Temperature: Lamp Dependent
 Dimming Option: Lamp Dependent
 CRI: Lamp Dependent
 Delivered Lumens: Lamp Dependent
 Total Power: Lamp Dependent
 Input Voltage: 120V-240V
 Input Frequency: 60 Hz
 Canopy Dimension: H0.8cm Ø13,5cm / H0.31" Ø5.31"
 Height Adjustment Limit: 10'


Fixture Image



Technical Drawing



Photometric Graph



Standards

