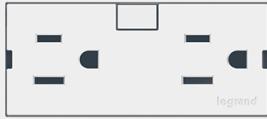


adorne® Under-Cabinet Lighting and Power System



A RECIPE FOR KITCHEN (OR ANYWHERE!) MAGIC

The adorne® Under-Cabinet Lighting and Power System is the fully customizable, modular solution for eliminating clutter and adding convenience...all without disrupting that beautiful backsplash. Use the flexible modules to build the perfect system for any kitchen layout, or use it in office, hospitality or healthcare applications to add task lighting, accessible power, even USB charging, wherever it's needed most. Available in White or Titanium.



Modular Tracks. (Available in 12", 18" and 27" Lengths)

The backbone of the system, the modular tracks provide convenient and relocatable access for LED lighting, power outlets and USB ports that all tuck neatly away under any cabinet. Tracks snap together for easy installation and wiring, as well as for future modifications.

Movable Modules.

The system's snap-in modules for power, USB charging and more are interchangeable, making it quick and easy to add, remove or relocate modules whenever power needs change.

Easy Installation.

The solution installs easily into any existing residential wiring system and can either be back-fed or surface-mounted with multiple 1- or 2-gang control boxes.

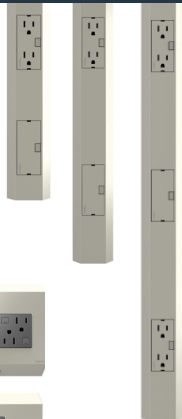
Plug-In LED Lighting.

Each LED lighting component has a correlated color temperature of 3000 kelvin and a color rendering index of 95 to illuminate countertops or workspaces with warm, inviting color.

GETTING STARTED WITH THE ADORNE® UNDER-CABINET LIGHTING AND POWER SYSTEM

1. Plan the System Layout.

First, determine exactly where you want to install the system. Then measure the included cabinets to determine the length(s) of the Modular Tracks required. Modular Tracks are available in both White and Titanium to blend seamlessly into any space.



2. Choose Control Box & Power Options.

Next, select the lighting and power connections you'd like to include. There are five options to choose from, including dimmable options for expanded lighting control.




3. Add LED Lights.

When incorporating the lights, recommended placement is every 18" of modular track. You can also use the LED Light Extender to bring LED lights further to the front of the counter, which is especially useful in corner installations. Please note the adorne® Under-Cabinet Lighting and Power System is only compatible with the adorne® LED Lights. Available in both White and Titanium.



4. Select Accessories to Complete the System.

Lastly, identify the right accessories for a perfectly customized system. Several compatible options are available, including USB charging ports and convenient cradles for both smartphones and tablets. These modules are designed for flexibility and can be added or removed at any time – simply swap with an existing outlet or blank module.



designed to be better.