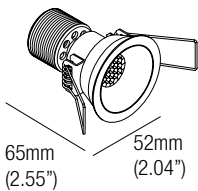


BLACK 6

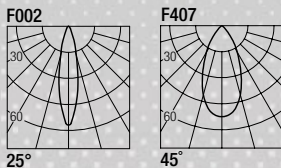
design: Lapo Grassellini

Supply current
 Courant d'alimentation
 Corriente de alimentación
500mA (V_I 8.7V)

Power
 Pouissance
 Potencia
4.5W



Photometric diagrams



CCT	Flux	CRI
2700K	421 lm	98+
3000K	446 lm	98+
3500K	464 lm	98+
4000K	482 lm	98+

Code Construction

Construction du code produit
 Construcción del código de producto

BK2 | X | XX | X | E |

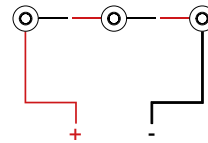
BK2	X	Finishing Finitions Acabados	XX	Color Temp. Température couleur Temperatura de color	X	Beam angle Angle de faisceau Ángulo del haz
	1	White Blanc Blanco	27	2700K	S	25°
	2	Grey Gris	30	3000K	M	45°
	5	Black Noir Negro	35	3500K		
			40	4000K		
			CU	Custom		

Drivers

Alimentateurs
 Alimentadores

Series wiring

Câblage en série
 Cableado en serie



0-10V

FLEXA-60-PRO-CC-10V

Programmable 60W CC 0-10V Dimming
 Dimming Range: 0.1%
Min. 1/Max. 6 Fixtures per Driver

Phase

FLEXA-12-500-CC-ELV

12W 500mA Constant Current
 Dimming Range: 10%
Min. 1/Max. 2 Fixtures per Driver

FLEXA-23-500-CC-ELV

23W 500mA Constant Current
 Dimming Range: 10%
Min. 3/Max. 5 Fixtures per Driver

Lutron 2-Wire Phase

Hi-Lume 2-Wire Phase / 500mA Constant Current / Dimming Range: 1%

LTEA.1

Min. 1/Max. 2
Fixtures per Driver

LTEA.2

Min. 2/Max. 4
Fixtures per Driver

LTEA.3

Min. 4/Max. 6
Fixtures per Driver

Lutron Ecosystem

LDE.1

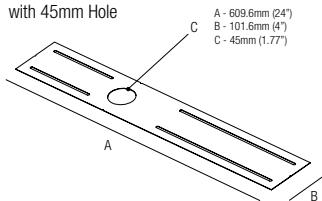
Hi-Lume Ecosystem
 500mA Constant Current
 Dimming Range: 1%
Min. 2/Max. 3 Fixtures per Driver

LDE.2

Hi-Lume Ecosystem Premier
 500mA Constant Current
 Dimming Range: 1%
Min. 4/Max. 5 Fixtures per Driver

MP-R045

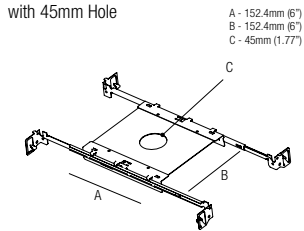
Mounting Plate
 with 45mm Hole



T-BAR Installation

R01045

Mounting Plate
 with 45mm Hole



IC Housings

IC064R01045

Recessed Box for
 Insulated Ceiling with
 45mm Hole

AT064R01045

Air Tight Recessed Box
 for Insulated Ceiling with
 45mm Hole

