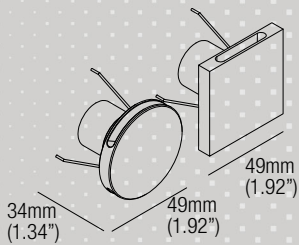


BANG

design: Roberto Mantovani



Supply current
 Courant d'alimentation
 Corriente de alimentación
500mA (V_f 2.9V)

Power
 Pouissance
 Potencia
1.5W



CCT	Flux	CRI
2700K	128 lm	93
3000K	133 lm	93
3500K	143 lm	93
4200K	154 lm	93



Code Construction

Construction du code produit
 Construcción del código de producto

BA | **X** | **X** | **X** | **XX**

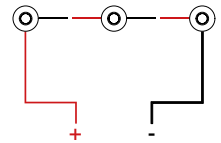
BA	X Shape Forma Forme	X Emission Émission Emisión	X Finishing Finitions Acabados	XX Color Temp. Température couleur Temperatura de color
	1 Round Rond Redondo	1 Single Único	1 White Blanc Blanco	27 2700K
	2 Square Carré Cuadrado	2 Double Doble	2 Grey Gris	30 3000K
			3 Chrome Cromo	35 3500K
			4 Gold Or Oro	42 4200K
			5 Black Noir Negro	CU Custom

Drivers

Alimentateurs
 Alimentadores

Series wiring

Câblage en série
 Cableado en serie



0-10V

FLEXA-60-PRO-CC-10V
 Programmable 60W CC 0-10V Dimming
 Dimming Range: 0.1%
Min. 1/Max. 18 Fixtures per Driver

Phase

FLEXA-12-500-CC-ELV
 12W 500mA Constant Current
 Dimming Range: 10%
Min. 2/Max. 7 Fixtures per Driver

FLEXA-23-500-CC-ELV
 23W 500mA Constant Current
 Dimming Range: 10%
Min. 7/Max. 14 Fixtures per Driver

Lutron 2-Wire Phase

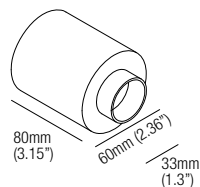
LTEA.1
 Hi-Lume 2-Wire Phase
 500mA Constant Current
 Dimming Range: 1%
Min. 3/Max. 6 Fixtures per Driver

LTEA.2
 Hi-Lume 2-Wire Phase
 500mA Constant Current
 Dimming Range: 1%
Min. 6/Max. 13 Fixtures per Driver

Optionals - Accessoires - Accesorios

CS1006

Recessing box
 Boîtier d'encastrement
 Caja de empotrar



Lutron Ecosystem

LDE.1
 Hi-Lume Ecosystem
 500mA Constant Current
 Dimming Range: 1%
Min. 3/Max. 10 Fixtures per Driver

LDE.2
 Hi-Lume Ecosystem Premier
 500mA Constant Current
 Dimming Range: 1%
Min. 11/Max. 16 Fixtures per Driver