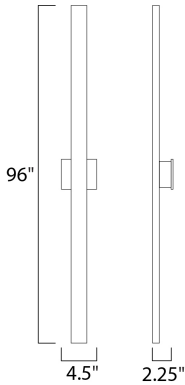




PRODUCT DESCRIPTION







MEASUREMENTS

DIMENSION : 4.5" W x 96" H x 2.25" Ext
BACK PLATE : 4.5" W x 4.5" H x 48" HCO
HANGING WEIGHT : 7.04 lb

LAMPING

INPUT VOLTAGE : 120V
LUMENS : 5,800 Rated (3,600 Del.)
BULB : 2 x 30W LED PCB Integrated , 60W Total
BULB INCLUDED : (Integrated)
DIMMABLE : ELV
CRI : 90 CRI
COLOR_TEMP : 3000K
LIGHTING_DIRECTION : Directional

FINISHES OPTION

-  Black
-  Bronze
-  Satin Aluminum
-  White

MATERIAL

Aluminum

RATINGS

cETLus
Wet Location
ADA



ADDITIONAL

INSTALL UP/DOWN: Any
RATED LIFE 40000 Hours
OPERATING TEMPERATURE:
-20°C (-4°F), 40°C (104°F)

Always consult a qualified electrician before installing any lighting product.



WESTERN DISTRIBUTION CENTER (HEADQUARTER)
253 NORTH VINELAND AVE | CITY OF INDUSTRY, CA 91746
EASTERN DISTRIBUTION CENTER
4200 SHIRLEY DR. | ATLANTA, GA 30336
P. 626.956.4200 | F. 626.956.4225 | et2online.com