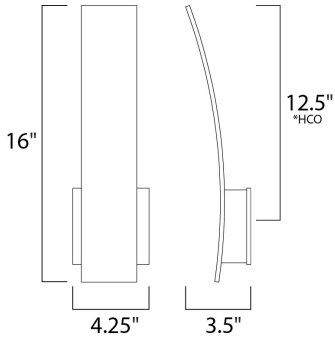




**PRODUCT DESCRIPTION**



\*height from center of outlet to the top of the fixture



**MEASUREMENTS**

DIMENSION : 4.25" W x 15.75" H x 3.75" Ext  
 MAX OAH : 4.33" W x 4.33" H  
 HANGING WEIGHT : 2.79 lb

**LAMPING**

INPUT VOLTAGE : 120V  
 LUMENS : 430 Rated (300 Del.)  
 BULB : 1 x 5W LED PCB Integrated , 5W Total  
 BULB INCLUDED : (Integrated)  
 DIMMABLE : Triac  
 CRI : 90 CRI  
 COLOR\_TEMP : 3000K  
 LIGHTING\_DIRECTION : Indirect

**FINISHES OPTION**

-  Black
-  Satin Aluminum
-  White

**MATERIAL**

Aluminum

**RATINGS**

cETLus  
 Wet Location  
 ADA



**ADDITIONAL**

INSTALL UP/DOWN: Up  
 RATED LIFE 50000 Hours  
 OPERATING TEMPERATURE:  
 -20°C (-4°F), 40°C (104°F)

PHOTOMETRIC: Report Found Online

Always consult a qualified electrician before installing any lighting product.



**WESTERN DISTRIBUTION CENTER (HEADQUARTER)**  
 253 NORTH VINELAND AVE | CITY OF INDUSTRY, CA 91746  
**EASTERN DISTRIBUTION CENTER**  
 4200 SHIRLEY DR. | ATLANTA, GA 30336  
 P. 626.956.4200 | F. 626.956.4225 | et2online.com