

# 2022

Collections

# 2022

Collections



# OUR COMPANY

## STYLED IN ITALY

Atlas Concorde, the founding company of Gruppo Concorde, was established in 1969. As an industry leader, Gruppo Concorde continues to advance the industry, crafting innovative ceramics. Throughout history, our company has leveraged strong leadership, commercial stability and world-class expertise in the style, production and distribution of ceramic and porcelain surfaces. Now Atlas Concorde USA proudly carries the same legacy of entrepreneurial spirit and passion for excellence inherited from our founders.

## PROUDLY AMERICAN

In 2016, Atlas Concorde USA became a ceramic and porcelain tile brand created to blend the true American heritage and tradition with Italian cutting-edge design and excellence. Our goal is to enhance living spaces with innovative, locally-inspired surfaces and translating them into American works of art.

## QUALITY MATTERS

Our priority is to offer premium quality tiles at the continued high standards that made our brand a recognized leader in outstanding ceramic surfaces all over the world.

## A TRUSTED NAME

Since the beginning, Atlas Concorde has been synonymous with strength, ethics and reliability. This helped us to earn the confidence and trust of over 2,700 customers in more than 100 countries, which we continue to build upon in the US.

## PEOPLE ARE THE DIFFERENCE

We believe that passionate people and strong values are our greatest assets. Every innovation we bring to market is powered by our people. So, in turn, we invest in our team to continue this culture of excellence.



# SUSTAINABILITY

## A WORLD OF GOOD

Atlas Concorde USA is focused on providing a smarter, more sustainable choice. Composed of natural materials, ceramic and porcelain tile doesn't require the destruction of other resources. Its unmatched durability translates to an exceptional life-cycle value. Ceramic tile provides more energy efficiency for your space, and it's among the few surfaces that can be salvaged in a major building renovation. Tile has the lowest carbon footprint of any flooring choice because the materials used to make it are generally found within 500 miles of manufacturing facilities, dramatically reducing the energy and emissions that come from long-distance shipping.

Atlas Concorde USA is a US Green Building Council member, producing a recyclable product with low environmental impact. GreenGuard, EPD and HPD certifications are available. Our production process achieves 100% waste water and raw waste recycling. Plus 65% of its energy is self-produced.



## UNIQUELY YOU

You are one of a kind. You have a distinctive style and vision all your own.

Atlas Concorde USA provides a vast array of ceramic tiles and decors to help you realize **your unique design aesthetic** - or imagine a new one.

We canvass the world in search of the palette for your next masterpiece. Inspired by natural materials like marble, stone, wood, textile, metal, and more - we go a step beyond. Freeing ourselves from the constraints of nature, we became pioneers in the style and technology that delivers something completely new. The natural motifs that inspire our ceramic are explored in detail and reinterpreted to take the design to the next level. This passion for perfection, coupled with our innovative attitude **creates products that enhance your life.**

As Atlas Concorde USA focuses on your world, we also keep the bigger picture in view. Our porcelain technology is environmentally friendly, waterproof, stain - scratch - fire-resistant, and completely VOC-free. So, build with confidence knowing your vision is **healthy, safe and durable.**

COLLECTIONS




- PG. 16
- BIOPHILIC  
PG. 17
- MODERN FARMHOUSE  
PG. 18
- BOHEMIAN  
PG. 19
- CONTEMPORARY  
PG. 20
- TRADITIONAL  
PG. 21
- TRANSITIONAL  
PG. 21
- RUSTIC  
PG. 22

boho	PG. 102
cove <small>new</small>	PG. 56
eon	PG. 126
element <small>new</small>	PG. 26
exist	PG. 142
forge	PG. 168
fray	PG. 180
get	PG. 216
homeland	PG. 224
impression	PG. 236
liberty	PG. 252
outland	PG. 268
path	PG. 288
redeem	PG. 298
reflex	PG. 310
ridge	PG. 336
rift	PG. 346
rooted	PG. 358
shore	PG. 378
trilogy	PG. 392

- Patterns,  
performance  
& features  
PG. 408
- Laying  
suggestions  
PG. 420
- Cleaning  
& maintenance  
PG. 421
- Terms  
& conditions  
of sale  
PG. 422

COLLECTIONS BY LOOK

WOOD




homeland redeem

CONCRETE



boho cove get rift

STONE



element exist outland path ridge rooted shore

MARBLE




eon impression liberty trilogy

FABRIC



fray


METAL



forge reflex



# CERAMIC AND PORCELAIN TILES. A SAFE CHOICE



## TILE IS SAFE

Ceramic tile is a safe product that comes from materials of the Earth. It does not contain any plastic and it is completely recyclable. It does not release any VOCs or allergens and does not contain formaldehyde.

## TILE IS CLEAN



Ceramic tile is one of the most hygienic materials. It is odorless and easy to clean with common household products. Unlike other flooring types, tile is completely inhospitable to bacteria. That means no mold or mildew, and a healthier home for you.

## TILE IS VERSATILE



Ceramic tiles are available in an infinite variety of sizes and surface finishes, and are suitable for any environment, ideal for floors and walls, worktops and tables.

## TILE IS DURABLE



Ceramic tile is a durable, UV-resistant material which can be easily cleaned, remaining new over time. Regardless of application, tile provides a low-maintenance solution providing superior performance and more peace of mind.

## TILE IS SUSTAINABLE



Tile is the natural sustainable flooring choice. From unparalleled durability to zero-waste manufacturing, tile is one of the most eco-friendly flooring options available.

## TILE IS FIRE-PROOF



Tile is non-flammable, meaning it does not produce smoke in a fire, does not contribute to flame spread, and does not burn and give off toxic fumes, which can occur with simple kitchen accidents.


## TILE IS RESISTANT



Tile is strong, does not change shape, it is frost-proof, and it stands up to most common chemical detergents.

# DESTINATION OF USE

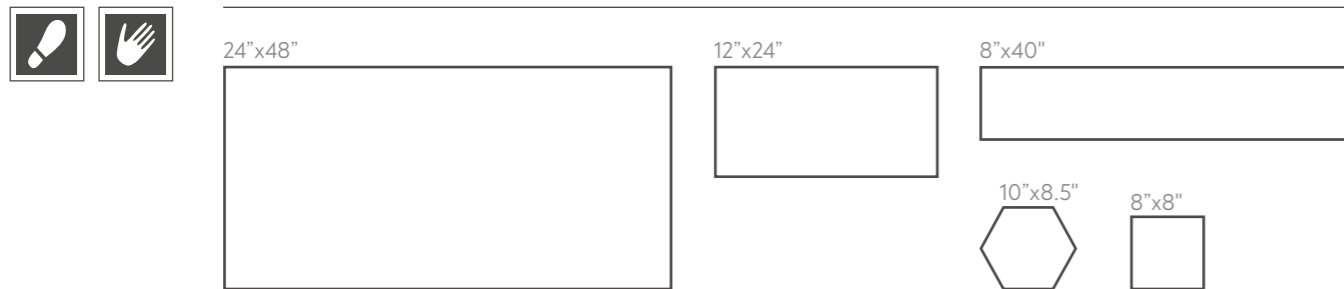
The range of porcelain and ceramic tiles offered by Atlas Concorde USA are exceptional options for residential and commercial applications. Whatever the color, mood, or style to be achieved, our collection has the product you need.




# SIZES

Rectified premium sizes and non-rectified popular sizes, offered for both floor and wall tiles. The reliability and technical performance of porcelain meet the advantages of white-body ceramic tiles: lightweight, easy to adjust and install, featuring brilliant glaze and decorative flexibility.

## PORCELAIN TILE



## WALL TILE



# CUT-TO-ORDER



Atlas Concorde USA is happy to offer a service to our customers called CTO, short for Cut-To-Order. This service will allow our customers to request non-standard products within our ACUSA range. Do you need a non-rectified tile rectified? Not a problem. Do you need our Forge Brick Mosaic in a different product like Homeland? Not a problem. When you meet minimum quantities, we will make these items available for you through our CTO program.

**Below we have listed the general information for you. For more details and pricing, please contact your sales representative.**

The main non-standard product requests considered, refer to:

### SIZE

A selection of the most requested sizes cut from our standard 12"x24" and 24"x48" field tiles

### RECTIFY

Our 12"x24" field tiles, in Rectified version

### MOSAIC

Request for the production of an existing mosaic pattern using a different field tile (different color, or collection) available in the Atlas Concorde USA catalogue

For any non-standard product requests not listed above, please contact your Sales Representative

### TERMS AND CONDITIONS OF SALE

- Minimum order quantities must be respected;
- When the production is completed, customers must pick up the whole batch for each non-standard product ordered: shipment splitting is not accepted, and Atlas Concorde USA does not keep stock of any non-standard product in any quantity;
- If production volumes exceed quantities of the material ordered by up to 5%, customers have to pick up the total quantity;
- Refer to your Sales Representative and Customer Service to confirm the actual ETA;
- Atlas Concorde USA is not responsible for any availability delay concerning non-standard products;
- Atlas Concorde USA will not accept any non-standard product returns;
- For any other aspect, please refer to the Atlas Concorde USA General Terms and Conditions of Sale.

# PRO NETWORK

## INFORMATION & INSPIRATION

The Atlas Concorde USA Professional Network,  
your gateway to webinars, in store learning materials and more.

For access to all these tools, register today at [pro.atlasconcordeusa.com](http://pro.atlasconcordeusa.com)



### Webinars



**Top 10 Tile Questions Answered**  
Here is the 2020 lookdown list you want to hear! Each day we receive emails and calls from across the country on different tile-specific questions: "How do you choose the best product for outdoor applications?" "How significant is the difference in the tile list?" and many more. Can you relate?  
— Watch the Webinar Now



**New Atlas Concorde Fall 2020 Collections**  
Are you ready for a brand? Atlas Concorde has three new Fall collections that you have to see! Join Atlas Concorde USA in a live webinar to see these new looks, learn about the design process, and unique selling points.  
— Watch the Webinar Now



**Keeping it Clean: How Tile Helps Create Clean Environments**  
Join us and Tile Solutions as we discuss the benefits, benefits of tile, how tile helps create clean environments and much more.  
— Watch the Webinar Now

Learn about trends, new products, and customer insight in our live and recorded webinars.

### Launch Presentations



**2020 Collection Launch**  
Learn about the five new collections launched in 2020. In the presentation, you'll see the full range and gain insight into the research and inspiration for each product.  
— Fresh Insight Here



**Atlas Concorde - Boost Pro**  
Learn about Boost Pro, one of the new spring collections launched for Atlas Concorde. In the presentation, you'll see the full range and gain insight into the research and inspiration for each product.  
— Learn About Boost Pro



**Atlas Concorde - Lims**  
Learn about Lims, one of the new spring collections launched for Atlas Concorde. In the presentation, you'll see the full range and gain insight into the research and inspiration for each product.  
— Learn About Lims

Here you will find fresh insight and details on our newest product releases.

### Product Training Videos



**Impression Training Video**  
Explore this Mediterranean up-to-date look that allows great versatility for many interior design styles.  
— Inspire Impression



**Exist Training Video**  
Learn more about this historical look, which captures natural elements influenced by urban details.  
— Examine Exist



**Reflex Training Video**  
See how the shimmering look of metal with the bold mood of concrete, add an urban feeling to environments.  
— Realize Reflex

Looking to increase your sales? Improve your product knowledge and Atlas Concorde USA awareness with these short, informative videos.




**IN STORE Training**  
The Atlas Concorde USA In Store Training Program is designed to help dealers understand the basics, product specifics, and sales techniques.  
— Learn More Today and Tomorrow



**IN STORE Design**  
Atlas Concorde USA stands out from the competition. Fresh displays will help you demonstrate this in your showroom.  
— Update Your In Store Look Today

The Atlas Concorde USA In Store training program is designed to help dealers understand tile basics, product specifics, and sales techniques. Show your customers the beauty and versatility of Atlas Concorde USA in the best way. Our showroom displays, resources and samples are here to help you create and close the sale.

Need more samples for your showroom?



AtlasConcordeUSA samples now available on [Material Bank materialbank.com](http://MaterialBank.materialbank.com)

# IN STORE *Training* + IN STORE *Design*

## PROGRAM

The In-Store Program (Training + Design) is a comprehensive corporate project designed to provide dealers with information and assistance to help their team increase sales and optimize display space. A series of three training classes, together with showroom design assistance, makes the program not to be missed for every dealer wanting to fully take advantage of our beautiful product range.



### Why



Upgraded product selection and buying experience.



Training on design styles to help address customer needs and increase sales.



Showroom design support to ensure the best display possible for their space.



Marketing support for products, merchandising and collaterals.

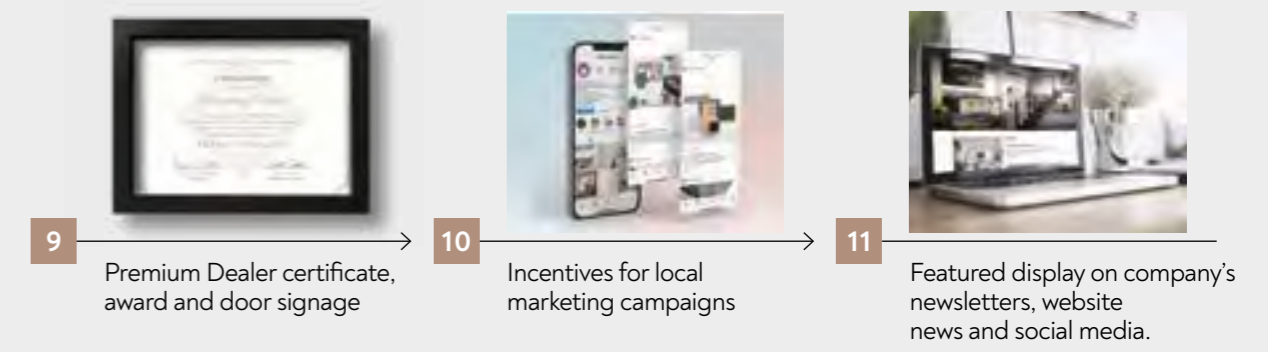
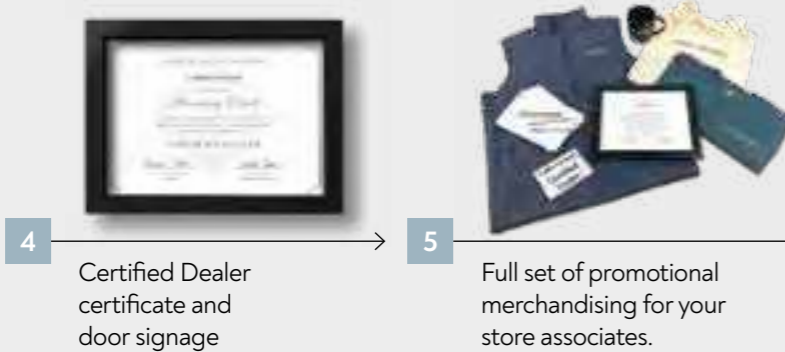
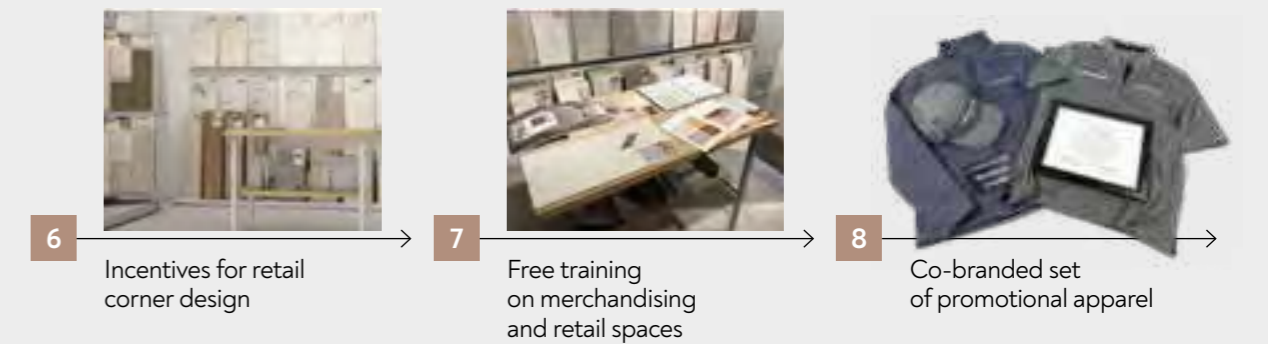


Local marketing initiatives (digital, print, in-store).

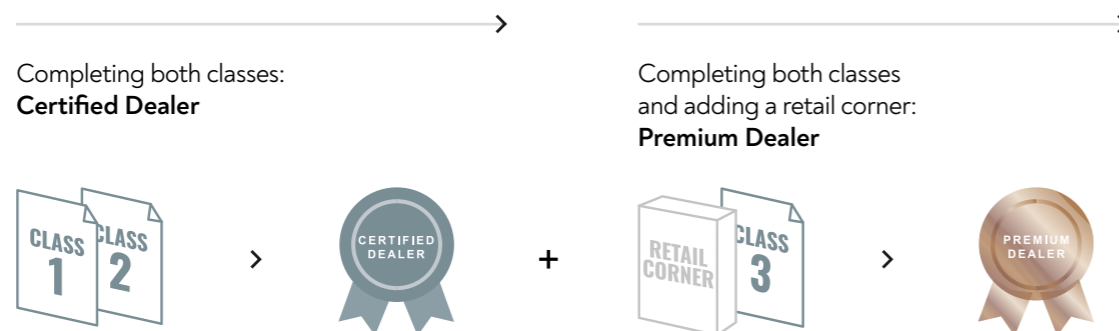


Designation as Certified or Premium Dealer on Atlas Concorde USA website.

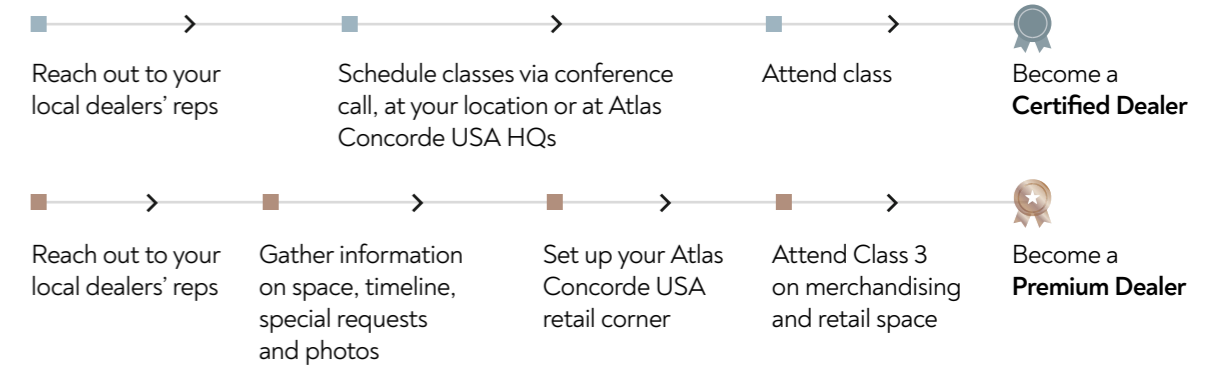
### Benefits



### What



### How








# 24x48 THE BIG PICTURE

Our 24x48" tiles are available in a variety of collections and looks. Size up your own from our 44 unique SKUs - 5 of which are new this year.



### CLEAN

Minimal grout lines.



### DYNAMIC

Awesome visual impact.



### IMPRESSIVE

Elevate your space with a new level of design.



### LOCAL

Made in USA.



### VERSATILE

Backsplashes, walls, showers, and obviously floors.

myth

**BIGGER IS DIFFICULT**

truth

### BIGGER IS EASY!

Installation of our 24"x48" size is easily managed and cost-efficient compared to other larger size tiles.

myth

**BIGGER IS FRAGILE**

truth

### BIGGER IS DURABLE!

Our 24"x48" tiles are the same thickness as our 12"x24" tiles, and just as strong.

myth

**BIGGER IS FOR BIG ROOMS**

truth

### BIGGER MAKES IT LOOK BIGGER!

Our 24"x48" tiles are not just for big and wide rooms; in fact, they make any size room appear larger.



Outland Gray 24"x48"



Fray Ivory 24"x48"

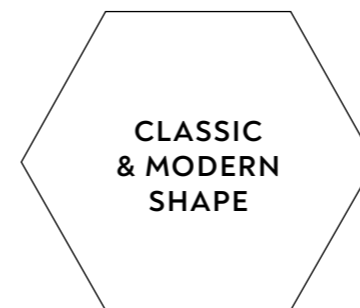


# HEXAGONS BEAUTY TAKES SHAPE

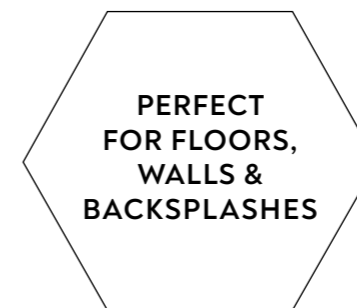
Choose from 27 stunning SKUs from four different collections to cover your design from every angle. Ten of these are new to our library.



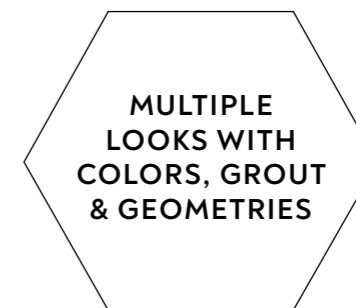
10"x8.5" 25x21.6 cm



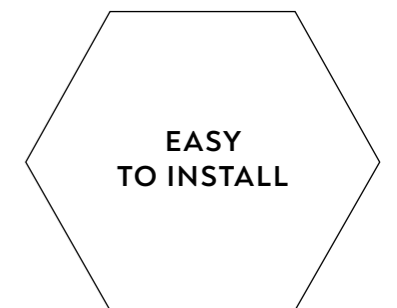
The unique look and function of the hexagon makes for a timeless shape in any room.




Break out of the usual four-sided look with an unexpected hexagon design. It's great for a focal point or an accent area.



Mix it up even more by using different colors for the tile and grout, or combine square and hexagon applications in the same space.



Don't let the atypical shape influence your installation planning. Hexagon tiles are easy to install despite their unique appearance.



Cove Coal and Ocean Hexagon



Exist Pure and Fog Hexagon

# MOOD

Match.Infinite.Decors.

MOOD IS FEELING. MOOD IS EMOTION. MOOD IS ENDLESS.

Atlas Concorde USA brings you thoughtfully curated mosaics and tiles from our various collections, assembled to capture trending styles and to help simplify your choices. These imaginative compilations capture the spirit of collaborative design and play with colors and shapes to create aesthetics tailored to individual style. Use them to craft awe-inspiring atmospheres or to ignite ideas that are uniquely you. Inspire your creativity by matching infinite decors to endless possibilities.



## biophilic


*Biophilic design represents the intersection of nature and the built environment. This sought-after trend brings the outside world indoors to create a sense of comfort, tranquility and place. Untouched stone, rustic wood and motifs of flora or fauna achieve a look of texture and energy within residential, hospitality or commercial settings.*



**Homeland**  
Homeland Wool  
7<sup>3</sup>/<sub>4</sub>"x39<sup>3</sup>/<sub>8</sub>" - 20x100 cm



**element**  
Element Silver  
Turtle Mosaic  
15<sup>1</sup>/<sub>4</sub>"x13<sup>3</sup>/<sub>8</sub>" - 39x34 cm  
(Mosaic 5.1"x3.8")



**cove**  
Cove Ocean  
11<sup>3</sup>/<sub>4</sub>"x23<sup>5</sup>/<sub>8</sub>" - 30x60 cm



**cove**  
Cove Fog + Pebble  
Orchid Mosaic  
11<sup>3</sup>/<sub>4</sub>"x11<sup>3</sup>/<sub>4</sub>" - 30x30 cm  
(Mosaic 6.7"x5.8")

For more information on MOOD, visit [www.atlasconcordeusa.com](http://www.atlasconcordeusa.com)

# modern farmhouse

What began as a look featuring an all-white color palette, shiplap walls, and vintage accessories has grown and matured into sophisticated spaces with cozy yet contemporary elements. We're talking about the Modern Farmhouse style. This style captures original Farmhouse aesthetics but adds modern touches. Think of something old with something new - like distressed, wooden beams above a galvanized steel dining table, or a vintage-style metal bed with a geometric rug below. Modern Farmhouse is all about character, so don't be afraid of mixing timeless pieces with trendy pieces.



**fray**  
Fray Tobacco  
11<sup>3</sup>/<sub>4</sub>"x23<sup>5</sup>/<sub>8</sub>" - 30x60 cm



**eon**  
Eon Eldorado Herringbone Mosaic  
11<sup>3</sup>/<sub>4</sub>"x11<sup>3</sup>/<sub>4</sub>" - 30x30 cm  
(Mosaic 1"x4")



**outland**  
Outland Gray  
23<sup>5</sup>/<sub>8</sub>"x47<sup>1</sup>/<sub>4</sub>" - 60x120 cm




**reflex**  
Reflex Mercury Peacock Mosaic  
12<sup>5</sup>/<sub>8</sub>"x11<sup>5</sup>/<sub>8</sub>" - 32x30 cm  
(Mosaic 4.1"x3.8")



**boho**  
Boho Earth  
23<sup>5</sup>/<sub>8</sub>"x47<sup>1</sup>/<sub>4</sub>" - 60x120 cm



**trilogy**  
Trilogy Calacatta Arabesque Mosaic  
13"x12<sup>5</sup>/<sub>8</sub>" - 33x32 cm  
(Mosaic 2.7"x4.1")




**rooted**  
Rooted White  
11<sup>3</sup>/<sub>4</sub>"x23<sup>5</sup>/<sub>8</sub>" - 30x60 cm



**boho**  
Boho Smoke Diamond Mosaic  
12<sup>1</sup>/<sub>8</sub>"x10<sup>3</sup>/<sub>8</sub>" - 31x27 cm  
(Mosaic 2.3"x5.8")

When you think about Bohemian, words like "eclectic," "carefree" and "full of life" come to mind. The same goes for this interior design style. A home with a Bohemian vibe is full of color and culture. Items purchased from travelling all over the world are proudly on display. Jewel tones are treasured. There is an abundance of plush seating or comfy ottomans. And of course, mixing patterns is key. The Bohemian philosophy is "more is more," unlike other interior design styles. Wood, terracotta and concrete are all common surfaces in a Bohemian setting.


# bohemian

**reflex**

Reflex Night  
11<sup>3</sup>/<sub>4</sub>"x23<sup>5</sup>/<sub>8</sub>" - 30x60 cm

**trilogy**

Trilogy Calacatta  
Arabesque Mosaic  
13"x12<sup>5</sup>/<sub>8</sub>" - 33x32 cm  
(Mosaic 2.7"x4.1")

**trilogy**

Trilogy Volakas Royal  
11<sup>3</sup>/<sub>4</sub>"x23<sup>5</sup>/<sub>8</sub>" - 30x60 cm

**trilogy**

Trilogy Volakas Royal  
Arabesque Mosaic  
13"x12<sup>5</sup>/<sub>8</sub>" - 33x32 cm  
(Mosaic 2.7"x4.1")

**contemporary**

*While traditional is rooted in classic architectural elements like crown molding and symmetry relating to scale and proportion, Contemporary was the architectural style introduced in the 1970s that really deconstructed everything. In contemporary architecture, symmetry is no longer a player and the rooms themselves become like sculpture and the primary focus.*

**traditional**

*Still nodding to symmetry and beautiful details like crown molding, today's "new traditional" is focusing on bolder color and fresh takes on classic patterns in textiles, wallpapers and rugs. While it still incorporates a beautiful antique here and there, there are updated replicas in retail and plush upholstery to celebrate this foundational style to which other styles imitate.*

**trilogy**

Trilogy Calacatta  
11<sup>3</sup>/<sub>4</sub>"x23<sup>5</sup>/<sub>8</sub>" - 30x60 cm

**exist**

Exist Fog Brick Mosaic  
11<sup>3</sup>/<sub>4</sub>"x11<sup>3</sup>/<sub>8</sub>" - 30x29 cm  
(Mosaic 5.7"x0.9")

**reflex**

Reflex Mercury  
23<sup>5</sup>/<sub>8</sub>"x47<sup>1</sup>/<sub>4</sub>" - 60x120 cm

**trilogy**

Trilogy Calacatta Chevron Mosaic  
14<sup>1</sup>/<sub>8</sub>"x 9<sup>7</sup>/<sub>8</sub>" - 36x25 cm  
(Mosaic 7.1"x1.2")

**transitional**

*Transitional style strives to mix traditional elements like antiques or upholstery with modern elements like abstract art and accessories. A home feels more curated in transitional style. Creating a transitional space allows you the freedom to integrate many different styles together while only having to pay attention to scale and proportion.*

# rustic

When it comes to creating a rustic interior whether it's a mountain home, a farmhouse, or a warehouse loft... It's about emphasizing the rough organic qualities. For instance, in a loft you may have exposed brick, where the mountain home may celebrate an overscale fireplace with indigenous stone and a farmhouse may have reclaimed wood walls or ceilings to create a style of simplicity.



**redeem**  
Redeem Gold  
7<sup>3</sup>/<sub>4</sub>"x39<sup>3</sup>/<sub>8</sub>" - 20x100 cm



**forge**  
Forge Dark Extend Mosaic  
8<sup>1</sup>/<sub>4</sub>"x11" - 21x28 cm  
(Mosaic 2"x6.5")



**ridge**  
Ridge Ivory  
11<sup>3</sup>/<sub>4</sub>"x23<sup>5</sup>/<sub>8</sub>" - 30x60 cm



**rft**  
Rift Light Gravel  
Herringbone Mosaic  
9<sup>3</sup>/<sub>8</sub>"x11" - 24x28 cm  
(Mosaic 2"x6")

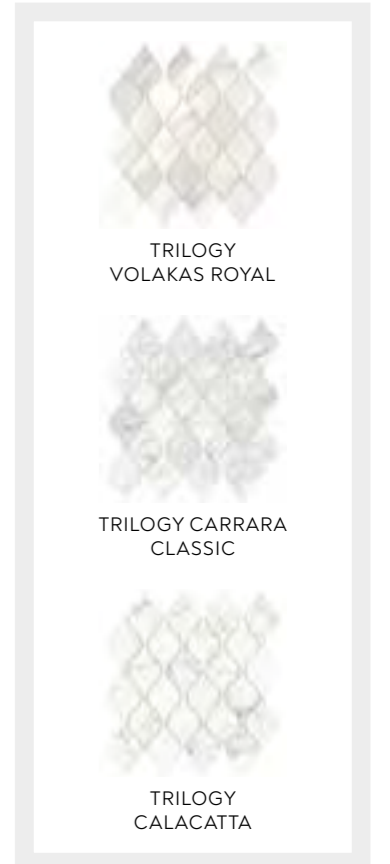


# Mood range

## APEX MOSAIC



## ARABESQUE MOSAIC



## DART MOSAIC



## HERRINGBONE MOSAIC



## HONEYCOMB MOSAIC



For more information on MOOD, visit [www.atlasconcordeusa.com](http://www.atlasconcordeusa.com)

BRICK MOSAIC



CHEVRON MOSAIC




DIAMOND MOSAIC



PEACOCK MOSAIC



BASKET WEAVE MOSAIC



HEXMARK MOSAIC



TURTLE MOSAIC



ORCHID MOSAIC



MULTI-HEX MOSAIC



EXTEND MOSAIC





# element

- INSPIRED BY NATURAL QUARTZITE STONE
- RICH, MULTI-FACETED SURFACE
- EVOKES A CLOSENESS TO NATURE AND BIOPHILIC DESIGN
- REGULAR/INDOOR AND GRIP/OUTDOOR FINISHES AVAILABLE
- NEW LARGER BRICK MOSAIC AND UNIQUE TURTLE MOSAIC

element

### Colors

# NATURAL ELEGANCE

TIMELESS COMFORT

*Inspired by rich, untouched quartzite stone, the Element collection adds texture and energy to any surface.*


*The multi-faceted, stone-look tile is designed to blur the line between the built environment and nature.*

*Element is offered in a regular finish for indoor applications and a grip finish that is suitable for outdoors allowing for seamless design across spaces.*

*Element's colorways, floor tile, mosaics and trim pieces create a sense of comfort and relaxation in residential, commercial or hospitality settings.*



IVORY



SILVER



GRAY



EARTH



CARBON



**Shade variation**



IVORY



SILVER



GRAY

COLORED BODY PORCELAIN TILE



EARTH



CARBON



**element**

Element Gray 11<sup>3</sup>/<sub>4</sub>"x23<sup>5</sup>/<sub>8</sub>" - 30x60cm  
Element Ivory Brick Mosaic 11<sup>3</sup>/<sub>4</sub>"x11<sup>3</sup>/<sub>4</sub>" - 30x30 cm

element



**element**

Element Gray 11<sup>3</sup>/<sub>4</sub>"x23<sup>5</sup>/<sub>8</sub>" - 30x60cm

Element Ivory Brick Mosaic 11<sup>3</sup>/<sub>4</sub>"x11<sup>3</sup>/<sub>4</sub>" - 30x30 cm

NEW  
2022

STONE LOOK  
ELEMENT

COLORED BODY PORCELAIN TILE

**element**

Element Gray 11<sup>3</sup>/<sub>4</sub>"x23<sup>5</sup>/<sub>8</sub>" - 30x60cm





**element**

Element Earth 11<sup>3/4</sup>"x23<sup>5/8</sup>" - 30x60cm  
Element Carbon Turtle Mosaic 15<sup>1/4</sup>"x13<sup>3/8</sup>" - 39x34cm  
Homeland Rye 7<sup>3/4</sup>"x39<sup>3/8</sup>" - 20x100 cm  
Element Earth Bullnose 3"x24" - 7.2x60cm



**element**

- Element Earth 11<sup>3</sup>/<sub>4</sub>"x23<sup>5</sup>/<sub>8</sub>" - 30x60cm
- Element Earth grip 11<sup>3</sup>/<sub>4</sub>"x23<sup>5</sup>/<sub>8</sub>" - 30x60cm
- Element Carbon Turtle Mosaic 15<sup>1</sup>/<sub>4</sub>"x13<sup>3</sup>/<sub>8</sub>" - 39x34cm
- Element Earth Bullnose 3"x24" - 7.2x60cm



**element**

- Element Earth 11<sup>3</sup>/<sub>4</sub>"x23<sup>5</sup>/<sub>8</sub>" - 30x60cm
- Element Earth grip 11<sup>3</sup>/<sub>4</sub>"x23<sup>5</sup>/<sub>8</sub>" - 30x60cm
- Element Carbon Turtle Mosaic 15<sup>1</sup>/<sub>4</sub>"x13<sup>3</sup>/<sub>8</sub>" - 39x34cm
- Homeland Rye 7<sup>3</sup>/<sub>4</sub>"x39<sup>3</sup>/<sub>8</sub>" - 20x100 cm



**element**

- Element Carbon 11<sup>3</sup>/<sub>4</sub>"x23<sup>5</sup>/<sub>8</sub>" - 30x60cm
- Element Silver 11<sup>3</sup>/<sub>4</sub>"x23<sup>5</sup>/<sub>8</sub>" - 30x60cm
- Element Silver **grip** 11<sup>3</sup>/<sub>4</sub>"x23<sup>5</sup>/<sub>8</sub>" - 30x60cm
- Element Carbon Cove Base 6"x12" - 15x30cm
- Element Silver Bullnose 3"x24" - 7.2x60cm

element

**element**

- Element Carbon 11<sup>3</sup>/<sub>4</sub>"x23<sup>5</sup>/<sub>8</sub>" - 30x60cm
- Element Silver 11<sup>3</sup>/<sub>4</sub>"x23<sup>5</sup>/<sub>8</sub>" - 30x60cm
- Element Carbon Mosaic 11<sup>3</sup>/<sub>4</sub>"x11<sup>3</sup>/<sub>4</sub>" - 30x30cm
- Element Carbon Cove Base 6"x12" - 15x30cm



NEW  
2022

ELEMENT

STONE LOOK

COLORED BODY PORCELAIN TILE

**element**

Element Silver grip 11<sup>3</sup>/<sub>4</sub>"x23<sup>5</sup>/<sub>8</sub>" - 30x60cm





element

Element Ivory 11<sup>3</sup>/<sub>4</sub>"x23<sup>5</sup>/<sub>8</sub>" - 30x60cm  
Element Ivory Turtle Mosaic 15<sup>1</sup>/<sub>4</sub>"x13<sup>3</sup>/<sub>8</sub>" - 39x34cm  
Element Ivory Bullnose 3"x24" - 7.2x60cm

element



**element**  
Element Ivory Turtle Mosaic 15<sup>1/4</sup>"x13<sup>3/8</sup>" - 39x34cm

NEW  
2022

ELEMENT

STONE LOOK

COLORED BODY PORCELAIN TILE

**element**  
Element Ivory 11<sup>3/4</sup>"x23<sup>5/8</sup>" - 30x60cm





element

Element Silver 11<sup>3</sup>/<sub>4</sub>"x23<sup>5</sup>/<sub>8</sub>" - 30x60cm

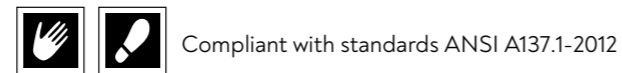
Element Carbon Turtle Mosaic 15<sup>1</sup>/<sub>4</sub>"x13<sup>3</sup>/<sub>8</sub>" - 39x34 cm



**element**  
Element Carbon Turtle Mosaic 15<sup>1</sup>/<sub>4</sub>"x18<sup>3</sup>/<sub>8</sub>" - 39x34 cm



**element**  
Element Silver 11<sup>3</sup>/<sub>4</sub>"x23<sup>5</sup>/<sub>8</sub>" - 30x60cm



**SIZE**

11<sup>3</sup>/<sub>4</sub>" x 23<sup>5</sup>/<sub>8</sub>" - 30 x 60 cm  
11<sup>3</sup>/<sub>4</sub>" x 23<sup>5</sup>/<sub>8</sub>" grip - 30 x 60 cm

**THICKNESS**

9 mm

**FINISH**

MATTE - GRIP



**ELEMENT IVORY**  
11<sup>3</sup>/<sub>4</sub>" x 23<sup>5</sup>/<sub>8</sub>" - 30x60 cm  
610010004683  
grip 610010004688



**ELEMENT SILVER**  
11<sup>3</sup>/<sub>4</sub>" x 23<sup>5</sup>/<sub>8</sub>" - 30x60 cm  
610010004684  
grip 610010004689



**ELEMENT GRAY**  
11<sup>3</sup>/<sub>4</sub>" x 23<sup>5</sup>/<sub>8</sub>" - 30x60 cm  
610010004685  
grip 610010004690



**ELEMENT EARTH**  
11<sup>3</sup>/<sub>4</sub>" x 23<sup>5</sup>/<sub>8</sub>" - 30x60 cm  
610010004686  
grip 610010004691



**ELEMENT CARBON**  
11<sup>3</sup>/<sub>4</sub>" x 23<sup>5</sup>/<sub>8</sub>" - 30x60 cm  
610010004687  
grip 610010004692

**MOSAICS & DECORS**



**ELEMENT IVORY MOSAIC**  
11<sup>3</sup>/<sub>4</sub>" x 11<sup>3</sup>/<sub>4</sub>" - 30x30 cm  
(Mosaic 2"x2")  
600110001086



**ELEMENT SILVER MOSAIC**  
11<sup>3</sup>/<sub>4</sub>" x 11<sup>3</sup>/<sub>4</sub>" - 30x30 cm  
(Mosaic 2"x2")  
600110001087



**ELEMENT GRAY MOSAIC**  
11<sup>3</sup>/<sub>4</sub>" x 11<sup>3</sup>/<sub>4</sub>" - 30x30 cm  
(Mosaic 2"x2")  
600110001088



**ELEMENT EARTH MOSAIC**  
11<sup>3</sup>/<sub>4</sub>" x 11<sup>3</sup>/<sub>4</sub>" - 30x30 cm  
(Mosaic 2"x2")  
600110001089



**ELEMENT CARBON MOSAIC**  
11<sup>3</sup>/<sub>4</sub>" x 11<sup>3</sup>/<sub>4</sub>" - 30x30 cm  
(Mosaic 2"x2")  
600110001090

**MOOD**



**ELEMENT IVORY BRICK MOSAIC**  
11<sup>3</sup>/<sub>4</sub>" x 11<sup>3</sup>/<sub>4</sub>" - 30x30 cm  
(Mosaic 2.9"x5.8")  
600110001091



**ELEMENT SILVER BRICK MOSAIC**  
11<sup>3</sup>/<sub>4</sub>" x 11<sup>3</sup>/<sub>4</sub>" - 30x30 cm  
(Mosaic 2.9"x5.8")  
600110001092



**ELEMENT GRAY BRICK MOSAIC**  
11<sup>3</sup>/<sub>4</sub>" x 11<sup>3</sup>/<sub>4</sub>" - 30x30 cm  
(Mosaic 2.9"x5.8")  
600110001093



**ELEMENT EARTH BRICK MOSAIC**  
11<sup>3</sup>/<sub>4</sub>" x 11<sup>3</sup>/<sub>4</sub>" - 30x30 cm  
(Mosaic 2.9"x5.8")  
600110001094



**ELEMENT CARBON BRICK MOSAIC**  
11<sup>3</sup>/<sub>4</sub>" x 11<sup>3</sup>/<sub>4</sub>" - 30x30 cm  
(Mosaic 2.9"x5.8")  
600110001095



**ELEMENT IVORY TURTLE MOSAIC**  
15<sup>1</sup>/<sub>4</sub>" x 13<sup>3</sup>/<sub>8</sub>" - 39x34 cm  
(Mosaic 5.1"x3.8")  
600110001096



**ELEMENT SILVER TURTLE MOSAIC**  
15<sup>1</sup>/<sub>4</sub>" x 13<sup>3</sup>/<sub>8</sub>" - 39x34 cm  
(Mosaic 5.1"x3.8")  
600110001097



**ELEMENT GRAY TURTLE MOSAIC**  
15<sup>1</sup>/<sub>4</sub>" x 13<sup>3</sup>/<sub>8</sub>" - 39x34 cm  
(Mosaic 5.1"x3.8")  
600110001098



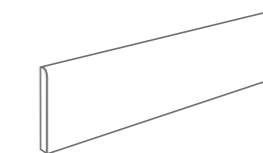
**ELEMENT EARTH TURTLE MOSAIC**  
15<sup>1</sup>/<sub>4</sub>" x 13<sup>3</sup>/<sub>8</sub>" - 39x34 cm  
(Mosaic 5.1"x3.8")  
600110001099




**ELEMENT CARBON TURTLE MOSAIC**  
15<sup>1</sup>/<sub>4</sub>" x 13<sup>3</sup>/<sub>8</sub>" - 39x34 cm  
(Mosaic 5.1"x3.8")  
600110001100

**COORDINATING TRIMS**

	Bullnose	Cove base
ELEMENT IVORY	610130007060	610130007065
ELEMENT SILVER	610130007061	610130007066
ELEMENT GRAY	610130007062	610130007067
ELEMENT EARTH	610130007063	610130007068
ELEMENT CARBON	610130007064	610130007069



**Bullnose**  
3"x 24" - 7.2x60 cm



**Cove base**  
6"x12" - 15x30 cm - 8.5mm



# cove

- UNIQUE, UPGRADED CHALK-INSPIRED LOOK
- CHARACTER AND HANDCRAFTED BEAUTY
- REFINED SCRATCHES AND RELIEFS ON THE SURFACE
- VERSATILE COLLECTION NOW OFFERED IN TEN COLORS

COVE

Colors

COVE  
CONCRETE LOOK  
COLORED BODY PORCELAIN TILE

# URBAN CHARACTER

AND HANDCRAFTED BEAUTY

*Inspired by chalk manually spread by artisans, our Cove Collection creates spaces of great material expressiveness and artisanal beauty. Thin scratches and delicate reliefs on the surface combine with neutral tones, giving spaces a contemporary, handcrafted look suitable for every kind of application. One of our most extensive collections, Cove is offered in a variety of shapes, sizes, mosaics and trims in 10 beautiful tones.*



BREEZE

LINEN

IVORY

PEBBLE

COAST



FOG

OCEAN

TAUPE

STORM

COAL


### Shade variation



BREEZE



LINEN



IVORY

### COLORED BODY PORCELAIN TILE



PEBBLE



COAST



FOG



### Shade variation



OCEAN



TAUPE



STORM

### COLORED BODY PORCELAIN TILE



COAL



**cove**  
Cove Ivory 23<sup>5</sup>/<sub>8</sub>"x47<sup>1</sup>/<sub>4</sub>" - 60x120cm  
Cove Ocean + Breeze Orchid Mosaic 11<sup>3</sup>/<sub>4</sub>"x11<sup>3</sup>/<sub>4</sub>" - 30x30cm

COLORED BODY PORCELAIN TILE CONCRETE LOOK COVE



**cove**  
Cove Ivory 23<sup>5</sup>/<sub>8</sub>" x 47<sup>1</sup>/<sub>4</sub>" - 60x120cm  
Cove Taupe Hexagon 9<sup>7</sup>/<sub>8</sub>" x 8<sup>1</sup>/<sub>2</sub>" - 25x21.6cm

COVE  
CONCRETE LOOK  
COLORED BODY PORCELAIN TILE




CONCRETE LOOK COVE

COLORED BODY PORCELAIN TILE

- cove**  
Cove Ocean Hexagon 9<sup>7/8</sup>"x8<sup>1/2</sup>" - 25x21.6cm  
Cove Coal Hexagon 9<sup>7/8</sup>"x8<sup>1/2</sup>" - 25x21.6cm  
Cove Coal Mosaic 11<sup>3/4</sup>"x11<sup>3/4</sup>" - 30x30 cm  
Trilogy Volakas Royal 23<sup>5/8</sup>"x47<sup>1/4</sup>" - 60x120cm  
Cove Coal Bullnose 3"x24" - 7.2x60cm



**cove**  
 Cove Ocean Hexagon 9<sup>7/8</sup>"x8<sup>1/2</sup>" - 25x21.6cm  
 Cove Coal Hexagon 9<sup>7/8</sup>"x8<sup>1/2</sup>" - 25x21.6cm  
 Cove Coal Mosaic 11<sup>3/4</sup>"x11<sup>3/4</sup>" - 30x30 cm  
 Trilogy Volakas Royal 23<sup>5/8</sup>"x47<sup>1/4</sup>" - 60x120cm  
 Cove Coal Bullnose 3"x24" - 7.2x60cm





cove  
Cove Coal 23<sup>5</sup>/<sub>8</sub>"x47<sup>1</sup>/<sub>4</sub>" - 60x120cm  
Cove Pebble Diamond Hexagon 9<sup>7</sup>/<sub>8</sub>"x8<sup>1</sup>/<sub>2</sub>" - 25x21.6cm

**cove**  
Cove Coal 23<sup>5</sup>/<sub>8</sub>"x47<sup>1</sup>/<sub>4</sub>" - 60x120cm  
Cove Pebble Diamond Hexagon 9<sup>7</sup>/<sub>8</sub>"x8<sup>1</sup>/<sub>2</sub>" - 25x21.6cm



**cove**  
Cove Coal 23<sup>5</sup>/<sub>8</sub>"x47<sup>1</sup>/<sub>4</sub>" - 60x120cm  
Cove Ocean Mosaic 11<sup>3</sup>/<sub>4</sub>"x11<sup>3</sup>/<sub>4</sub>" - 30x30 cm



**cove**  
Cove Taupe 11<sup>3</sup>/<sub>4</sub>"x23<sup>5</sup>/<sub>8</sub>" - 30x60cm  
Cove Fog Apex Mosaic 11"x11" - 28x28cm  
Cove Taupe Bullnose 3"x24" - 7.2x60cm

COLORED BODY PORCELAIN TILE CONCRETE LOOK COVE





**cove**  
Cove Fog Apex Mosaic 11"x11" - 28x28cm



**cove**  
Cove Taupe 11<sup>3</sup>/<sub>4</sub>"x23<sup>5</sup>/<sub>8</sub>" - 30x60cm

COVE  
CONCRETE LOOK  
COLORED BODY PORCELAIN TILE



cove  
Cove Fog 23<sup>5</sup>/<sub>8</sub>" x 47<sup>1</sup>/<sub>4</sub>" - 60x120cm  
Cove Ivory Apex Mosaic 11"x11" - 28x28cm  
Cove Fog Bullnose 3"x24" - 7.2x60cm



**cove**  
 Cove Fog 23<sup>5</sup>/<sub>8</sub>"x47<sup>1</sup>/<sub>4</sub>" - 60x120cm  
 Cove Ivory Apex Mosaic 11"x11" - 28x28cm  
 Cove Fog Bullnose 3"x24" - 7.2x60cm



**cove**  
Cove Fog 11<sup>3</sup>/<sub>4</sub>"x23<sup>5</sup>/<sub>8</sub>" - 30x60cm  
Cove Storm Diamond Hexagon 9<sup>7</sup>/<sub>8</sub>"x8<sup>1</sup>/<sub>2</sub>" - 25x21.6cm  
Cove Fog Bullnose 3"x24" - 7.2x60cm



**cove**  
 Cove Fog 11<sup>3</sup>/<sub>4</sub>"x23<sup>5</sup>/<sub>8</sub>" - 30x60cm  
 Cove Storm Diamond Hexagon 9<sup>7</sup>/<sub>8</sub>"x8<sup>1</sup>/<sub>2</sub>" - 25x21.6cm  
 Cove Fog Bullnose 3"x24" - 7.2x60cm



**cove**  
 Cove Breeze + Coal Orchid Mosaic 11<sup>3</sup>/<sub>4</sub>"x11<sup>3</sup>/<sub>4</sub>" - 30x30cm



cove  
Cove Ocean 11<sup>3</sup>/<sub>4</sub>" x 23<sup>3</sup>/<sub>8</sub>" - 30x60cm  
Cove Breeze + Coal Orchid Mosaic 11<sup>3</sup>/<sub>4</sub>" x 11<sup>3</sup>/<sub>4</sub>" - 30x30cm  
Cove Ocean Bullnose 3" x 24" - 7.2x60cm

COVE  
CONCRETE LOOK  
COLORED BODY PORCELAIN TILE

cove

**cove**  
Cove Linen 23<sup>5</sup>/<sub>8</sub>"x47<sup>1</sup>/<sub>4</sub>" - 60x120cm  
Cove Pebble Dart Mosaic 11<sup>3</sup>/<sub>4</sub>"x11<sup>3</sup>/<sub>4</sub>" - 30x30cm  
Cove Linen Bullnose 3"x24" - 7.2x60cm





**cove**  
Cove Storm Hexagon 9<sup>7</sup>/<sub>8</sub>"x8<sup>1</sup>/<sub>2</sub>" - 25x21.6 cm  
Cove Pebble Hexagon 9<sup>7</sup>/<sub>8</sub>"x8<sup>1</sup>/<sub>2</sub>" - 25x21.6 cm  
Cove Linen Hexagon 9<sup>7</sup>/<sub>8</sub>"x8<sup>1</sup>/<sub>2</sub>" - 25x21.6 cm  
Cove Pebble Apex Mosaic 11"x11" - 28x28 cm





**cove**

Cove Pebble 11<sup>3</sup>/<sub>4</sub>"x23<sup>5</sup>/<sub>8</sub>" - 30x60 cm  
Cove Deco Cold 7<sup>7</sup>/<sub>8</sub>" x 7<sup>7</sup>/<sub>8</sub>" - 20x20 cm  
Cove Pebble Cove Base 6"x12" - 15x30 cm



cove

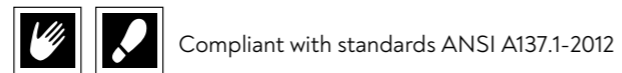
**cove**  
Cove Coast 23<sup>5</sup>/<sub>8</sub>" x 47<sup>1</sup>/<sub>4</sub>" - 60x120 cm



**cove**  
Cove Breeze 11<sup>3</sup>/<sub>4</sub>" x 23<sup>5</sup>/<sub>8</sub>" - 30x60 cm  
Cove Breeze Bullnose 3" x 24" - 7.2x60 cm

COVE  
CONCRETE LOOK

COLORED BODY PORCELAIN TILE



**SIZE**

11<sup>3</sup>/<sub>4</sub>" x 23<sup>5</sup>/<sub>8</sub>" - 30 x 60 cm  
 23<sup>5</sup>/<sub>8</sub>" x 47<sup>1</sup>/<sub>4</sub>" - 60 x 120 cm  
 9<sup>7</sup>/<sub>8</sub>" x 8<sup>1</sup>/<sub>2</sub>" - 25 x 21.6 cm  
 7<sup>7</sup>/<sub>8</sub>" x 7<sup>7</sup>/<sub>8</sub>" - 20 x 20 cm

**THICKNESS**


9 mm

**FINISH**


MATTE



**COVE BREEZE**  
 11<sup>3</sup>/<sub>4</sub>" x 23<sup>5</sup>/<sub>8</sub>" - 30x60 cm  
 610010002254



**COVE LINEN**  
 11<sup>3</sup>/<sub>4</sub>" x 23<sup>5</sup>/<sub>8</sub>" - 30x60 cm  
 610010002255



**COVE IVORY**  
 11<sup>3</sup>/<sub>4</sub>" x 23<sup>5</sup>/<sub>8</sub>" - 30x60 cm  
 610010004673



**COVE PEBBLE**  
 11<sup>3</sup>/<sub>4</sub>" x 23<sup>5</sup>/<sub>8</sub>" - 30x60 cm  
 610010002256



**COVE COAST**  
 11<sup>3</sup>/<sub>4</sub>" x 23<sup>5</sup>/<sub>8</sub>" - 30x60 cm  
 610010002257



**COVE FOG**  
 11<sup>3</sup>/<sub>4</sub>" x 23<sup>5</sup>/<sub>8</sub>" - 30x60 cm  
 610010004674



**COVE OCEAN**  
 11<sup>3</sup>/<sub>4</sub>" x 23<sup>5</sup>/<sub>8</sub>" - 30x60 cm  
 610010004675



**COVE TAUPE**  
 11<sup>3</sup>/<sub>4</sub>" x 23<sup>5</sup>/<sub>8</sub>" - 30x60 cm  
 610010004676



**COVE STORM**  
 11<sup>3</sup>/<sub>4</sub>" x 23<sup>5</sup>/<sub>8</sub>" - 30x60 cm  
 610010002258



**COVE COAL**  
 11<sup>3</sup>/<sub>4</sub>" x 23<sup>5</sup>/<sub>8</sub>" - 30x60 cm  
 610010004677



**COVE BREEZE**  
 23<sup>5</sup>/<sub>8</sub>" x 47<sup>1</sup>/<sub>4</sub>" - 60x120 cm  
 610010002353



**COVE LINEN**  
 23<sup>5</sup>/<sub>8</sub>" x 47<sup>1</sup>/<sub>4</sub>" - 60x120 cm  
 610010002354



**COVE IVORY**  
 23<sup>5</sup>/<sub>8</sub>" x 47<sup>1</sup>/<sub>4</sub>" - 60x120 cm  
 610010004678



**COVE PEBBLE**  
 23<sup>5</sup>/<sub>8</sub>" x 47<sup>1</sup>/<sub>4</sub>" - 60x120 cm  
 610010002355



**COVE COAST**  
 23<sup>5</sup>/<sub>8</sub>" x 47<sup>1</sup>/<sub>4</sub>" - 60x120 cm  
 610010002356



**COVE FOG**  
 23<sup>5</sup>/<sub>8</sub>" x 47<sup>1</sup>/<sub>4</sub>" - 60x120 cm  
 610010004679




**COVE OCEAN**  
 23<sup>5</sup>/<sub>8</sub>" x 47<sup>1</sup>/<sub>4</sub>" - 60x120 cm  
 610010004680



**COVE TAUPE**  
 23<sup>5</sup>/<sub>8</sub>" x 47<sup>1</sup>/<sub>4</sub>" - 60x120 cm  
 610010004681




















**COVE STORM**  
 23<sup>5</sup>/<sub>8</sub>" x 47<sup>1</sup>/<sub>4</sub>" - 60x120 cm  
 610010002357













**COVE COAL**  
 23<sup>5</sup>/<sub>8</sub>" x 47<sup>1</sup>/<sub>4</sub>" - 60x120 cm  
 610010004682

COVE  
CONCRETE LOOK  
COLORED BODY PORCELAIN TILE

MOSAICS & DECORS











				
<b>COVE BREEZE HEXAGON</b> 9 <sup>7</sup> / <sub>8</sub> "x8 <sup>1</sup> / <sub>2</sub> " - 25x21.6 cm 610010002358	<b>COVE LINEN HEXAGON</b> 9 <sup>7</sup> / <sub>8</sub> "x8 <sup>1</sup> / <sub>2</sub> " - 25x21.6 cm 610010002359	<b>COVE IVORY HEXAGON</b> 9 <sup>7</sup> / <sub>8</sub> "x8 <sup>1</sup> / <sub>2</sub> " - 25x21.6 cm 610010004900	<b>COVE PEBBLE HEXAGON</b> 9 <sup>7</sup> / <sub>8</sub> "x8 <sup>1</sup> / <sub>2</sub> " - 25x21.6 cm 610010002360	<b>COVE COAST HEXAGON</b> 9 <sup>7</sup> / <sub>8</sub> "x8 <sup>1</sup> / <sub>2</sub> " - 25x21.6 cm 610010002361
				
<b>COVE FOG HEXAGON</b> 9 <sup>7</sup> / <sub>8</sub> "x8 <sup>1</sup> / <sub>2</sub> " - 25x21.6 cm 610010004901	<b>COVE OCEAN HEXAGON</b> 9 <sup>7</sup> / <sub>8</sub> "x8 <sup>1</sup> / <sub>2</sub> " - 25x21.6 cm 610010004902	<b>COVE TAUPE HEXAGON</b> 9 <sup>7</sup> / <sub>8</sub> "x8 <sup>1</sup> / <sub>2</sub> " - 25x21.6 cm 610010004903	<b>COVE STORM HEXAGON</b> 9 <sup>7</sup> / <sub>8</sub> "x8 <sup>1</sup> / <sub>2</sub> " - 25x21.6 cm 610010002362	<b>COVE COAL HEXAGON</b> 9 <sup>7</sup> / <sub>8</sub> "x8 <sup>1</sup> / <sub>2</sub> " - 25x21.6 cm 610010004904
				
<b>COVE BREEZE DIAMOND HEXAGON</b> 9 <sup>7</sup> / <sub>8</sub> "x8 <sup>1</sup> / <sub>2</sub> " - 25x21.6 cm 610010004905	<b>COVE PEBBLE DIAMOND HEXAGON</b> 9 <sup>7</sup> / <sub>8</sub> "x8 <sup>1</sup> / <sub>2</sub> " - 25x21.6 cm 610010004906	<b>COVE STORM DIAMOND HEXAGON</b> 9 <sup>7</sup> / <sub>8</sub> "x8 <sup>1</sup> / <sub>2</sub> " - 25x21.6 cm 610010004907		
				
<b>COVE ARTISAN COLD</b> 7 <sup>7</sup> / <sub>8</sub> "x7 <sup>7</sup> / <sub>8</sub> " - 20x20 cm 610010002390	<b>COVE ARTISAN WARM</b> 7 <sup>7</sup> / <sub>8</sub> "x7 <sup>7</sup> / <sub>8</sub> " - 20x20 cm 610010002391	<b>COVE DECO COLD</b> 7 <sup>7</sup> / <sub>8</sub> "x7 <sup>7</sup> / <sub>8</sub> " - 20x20 cm 610010002392	<b>COVE DECO WARM</b> 7 <sup>7</sup> / <sub>8</sub> "x7 <sup>7</sup> / <sub>8</sub> " - 20x20 cm 610010002393	

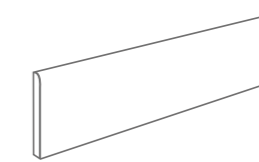
MOSAICS & DECORS

				
<b>COVE BREEZE MOSAIC</b> 11 <sup>3</sup> / <sub>4</sub> "x11 <sup>3</sup> / <sub>4</sub> " - 30x30 cm (Mosaic 2"x2") 600110000621	<b>COVE LINEN MOSAIC</b> 11 <sup>3</sup> / <sub>4</sub> "x11 <sup>3</sup> / <sub>4</sub> " - 30x30 cm (Mosaic 2"x2") 600110000622	<b>COVE IVORY MOSAIC</b> 11 <sup>3</sup> / <sub>4</sub> "x11 <sup>3</sup> / <sub>4</sub> " - 30x30 cm (Mosaic 2"x2") 600110001073	<b>COVE PEBBLE MOSAIC</b> 11 <sup>3</sup> / <sub>4</sub> "x11 <sup>3</sup> / <sub>4</sub> " - 30x30 cm (Mosaic 2"x2") 600110000623	<b>COVE COAST MOSAIC</b> 11 <sup>3</sup> / <sub>4</sub> "x11 <sup>3</sup> / <sub>4</sub> " - 30x30 cm (Mosaic 2"x2") 600110000624
				
<b>COVE FOG MOSAIC</b> 11 <sup>3</sup> / <sub>4</sub> "x11 <sup>3</sup> / <sub>4</sub> " - 30x30 cm (Mosaic 2"x2") 600110001074	<b>COVE OCEAN MOSAIC</b> 11 <sup>3</sup> / <sub>4</sub> "x11 <sup>3</sup> / <sub>4</sub> " - 30x30 cm (Mosaic 2"x2") 600110001075	<b>COVE TAUPE MOSAIC</b> 11 <sup>3</sup> / <sub>4</sub> "x11 <sup>3</sup> / <sub>4</sub> " - 30x30 cm (Mosaic 2"x2") 600110001076	<b>COVE STORM MOSAIC</b> 11 <sup>3</sup> / <sub>4</sub> "x11 <sup>3</sup> / <sub>4</sub> " - 30x30 cm (Mosaic 2"x2") 600110000625	<b>COVE COAL MOSAIC</b> 11 <sup>3</sup> / <sub>4</sub> "x11 <sup>3</sup> / <sub>4</sub> " - 30x30 cm (Mosaic 2"x2") 600110001077

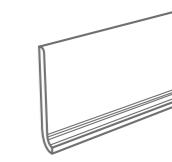
				
<b>COVE BREEZE APEX MOSAIC</b> 11"x11" - 28x28 cm (Mosaic 1.8"x5.5") 600110000640	<b>COVE LINEN APEX MOSAIC</b> 11"x11" - 28x28 cm (Mosaic 1.8"x5.5") 600110000641	<b>COVE IVORY APEX MOSAIC</b> 11"x11" - 28x28 cm (Mosaic 1.8"x5.5") 600110001078	<b>COVE PEBBLE APEX MOSAIC</b> 11"x11" - 28x28 cm (Mosaic 1.8"x5.5") 600110000642	<b>COVE COAST APEX MOSAIC</b> 11"x11" - 28x28 cm (Mosaic 1.8"x5.5") 600110000643
				
<b>COVE FOG APEX MOSAIC</b> 11"x11" - 28x28 cm (Mosaic 1.8"x5.5") 600110001079	<b>COVE OCEAN APEX MOSAIC</b> 11"x11" - 28x28 cm (Mosaic 1.8"x5.5") 600110001080	<b>COVE TAUPE APEX MOSAIC</b> 11"x11" - 28x28 cm (Mosaic 1.8"x5.5") 600110001081	<b>COVE STORM APEX MOSAIC</b> 11"x11" - 28x28 cm (Mosaic 1.8"x5.5") 600110000644	<b>COVE COAL APEX MOSAIC</b> 11"x11" - 28x28 cm (Mosaic 1.8"x5.5") 600110001082
				
<b>COVE BREEZE DART MOSAIC</b> 11 <sup>3</sup> / <sub>4</sub> "x11 <sup>3</sup> / <sub>4</sub> " - 30x30 cm (Mosaic 1.3"x4.2") 600110000645	<b>COVE LINEN DART MOSAIC</b> 11 <sup>3</sup> / <sub>4</sub> "x11 <sup>3</sup> / <sub>4</sub> " - 30x30 cm (Mosaic 1.3"x4.2") 600110000646	<b>COVE PEBBLE DART MOSAIC</b> 11 <sup>3</sup> / <sub>4</sub> "x11 <sup>3</sup> / <sub>4</sub> " - 30x30 cm (Mosaic 1.3"x4.2") 600110000647	<b>COVE COAST DART MOSAIC</b> 11 <sup>3</sup> / <sub>4</sub> "x11 <sup>3</sup> / <sub>4</sub> " - 30x30 cm (Mosaic 1.3"x4.2") 600110000648	<b>COVE STORM DART MOSAIC</b> 11 <sup>3</sup> / <sub>4</sub> "x11 <sup>3</sup> / <sub>4</sub> " - 30x30 cm (Mosaic 1.3"x4.2") 600110000649
				
<b>COVE BREEZE + COAL ORCHID MOSAIC</b> 11 <sup>3</sup> / <sub>4</sub> "x11 <sup>3</sup> / <sub>4</sub> " - 30x30 cm (Mosaic 6.7"x5.8") 600110001083	<b>COVE FOG + PEBBLE ORCHID MOSAIC</b> 11 <sup>3</sup> / <sub>4</sub> "x11 <sup>3</sup> / <sub>4</sub> " - 30x30 cm (Mosaic 6.7"x5.8") 600110001084	<b>COVE OCEAN + BREEZE ORCHID MOSAIC</b> 11 <sup>3</sup> / <sub>4</sub> "x11 <sup>3</sup> / <sub>4</sub> " - 30x30 cm (Mosaic 6.7"x5.8") 600110001085		

COORDINATING TRIMS

	Bullnose	Cove base
 COVE BREEZE	610130004033	610130004038
 COVE LINEN	610130004034	610130004039
 COVE IVORY	610130007050	610130007055
 COVE PEBBLE	610130004035	610130004040
 COVE COAST	610130004036	610130004041
 COVE FOG	610130007051	610130007056
 COVE OCEAN	610130007052	610130007057
 COVE TAUPE	610130007053	610130007058
 COVE STORM	610130004037	610130004042
 COVE COAL	610130007054	610130007059



**Bullnose**  
3" x 24" - 7.2x60 cm



**Cove base**  
6" x 12" - 15x30 cm - 8.5mm

**boho**Boho Bone 11<sup>3</sup>/<sub>4</sub>"x23<sup>5</sup>/<sub>8</sub>" - 30x60cmBoho Bone Hexagon 9<sup>7</sup>/<sub>8</sub>"x8<sup>1</sup>/<sub>2</sub>" - 25x21.6cmBoho Earth Diamond Mosaic 12<sup>1</sup>/<sub>8</sub>"x10<sup>3</sup>/<sub>8</sub>" - 31x27cm

Boho Bone Bullnose 3"x24" - 7.2x60cm

**boho**

- PATTERNED FROM ONE-OF-A-KIND, HAND MADE AND SMOOTHED, COTTO TILES
- INSPIRED BY THE BOHEMIAN STYLE AND ITS MOROCCAN INFLUENCES:  
UNEVEN SURFACE AND SMALL MATERIAL CHIPS, PROVIDE  
THE LIGHT VARIATIONS FOR A SOFT DIRECTIONAL LOOK
- THE EARTHY TONES ARE PERFECT WHEN CREATING COMFORTING  
AND RELAXING SPACES
- TRADITIONAL, LARGE-FORMAT, AND DECORATIVE HEXAGON SIZES, ALONG WITH  
TWO MOSAIC PATTERNS AND TRIM PIECES, ARE AVAILABLE  
FOR RESIDENTIAL AND COMMERCIAL USE

boho

### Colors



# BOHEMIAN-STYLE

## COTTO WARMTH

*Create a comfortable and welcoming space with the warm look of handcrafted Boho cotto tiles. The earthy, Moroccan-style delivers an organic take in multiple interior styles, including the popular Bohemian, Mediterranean, Southern and Country styles. Offering four different shades, along with size, pattern, and trim options, Boho is ready to bring a warm feeling to any space.*



BONE

EARTH


FOG

SMOKE

boho

Boho Bone 11<sup>3</sup>/<sub>4</sub>"x23<sup>5</sup>/<sub>8</sub>" - 30x60cm  
Boho Bone Hexagon 9<sup>7</sup>/<sub>8</sub>"x8<sup>1</sup>/<sub>2</sub>" - 25x21.6cm

**Shade variation**



BONE



EARTH

COLORED BODY PORCELAIN TILE



FOG



SMOKE

boho

**boho**  
Boho Earth Diamond Mosaic 12<sup>1</sup>/<sub>8</sub>"x10<sup>3</sup>/<sub>8</sub>" - 31x27cm



**boho**  
Boho Earth 23<sup>5</sup>/<sub>8</sub>"x47<sup>1</sup>/<sub>4</sub>" - 60x120cm



boho



boho  
Boho Earth 23<sup>5</sup>/<sub>8</sub>"x47<sup>1</sup>/<sub>4</sub>" - 60x120cm  
Boho Earth Cove Base 6"x12" - 15x30 cm

[BACK TO INDEX](#)

boho

boho

Boho Smoke 23<sup>5</sup>/<sub>8</sub>"x47<sup>1</sup>/<sub>4</sub>" - 60x120 cm  
Boho Smoke Starburst Hexagon 9<sup>7</sup>/<sub>8</sub>"x8<sup>1</sup>/<sub>2</sub>" - 25x21.6 cm  
Boho Fog 23<sup>5</sup>/<sub>8</sub>"x47<sup>1</sup>/<sub>4</sub>" - 60x120 cm

boho

**boho**

Boho Smoke  $23\frac{5}{8}'' \times 47\frac{1}{4}''$  - 60x120 cm

Boho Smoke Starburst Hexagon  $9\frac{7}{8}'' \times 8\frac{1}{2}''$  - 25x21.6 cm

Boho Fog  $23\frac{5}{8}'' \times 47\frac{1}{4}''$  - 60x120 cm





boho

- Boho Smoke 23<sup>5</sup>/<sub>8</sub>"x47<sup>1</sup>/<sub>4</sub>" - 60x120 cm
- Boho Smoke 11<sup>3</sup>/<sub>4</sub>"x23<sup>5</sup>/<sub>8</sub>" - 30x60cm
- Boho Smoke Hexagon 97<sup>7</sup>/<sub>8</sub>"x81<sup>1</sup>/<sub>2</sub>" - 25x21.6cm
- Boho Bone Starburst Hexagon 97<sup>7</sup>/<sub>8</sub>"x81<sup>1</sup>/<sub>2</sub>" - 25x21.6cm

boho



**boho**  
Boho Bone Starburst Hexagon 9<sup>7</sup>/<sub>8</sub>"x8<sup>1</sup>/<sub>2</sub>" - 25x21.6cm

**boho**  
Boho Smoke 11<sup>3</sup>/<sub>4</sub>"x23<sup>5</sup>/<sub>8</sub>" - 30x60cm  
Boho Smoke Hexagon 9<sup>7</sup>/<sub>8</sub>"x8<sup>1</sup>/<sub>2</sub>" - 25x21.6cm  
Boho Smoke Cove Base 6"x12" - 15x30 cm



boho



boho

Boho Fog 23<sup>5/8</sup>"x47<sup>1/4</sup>" - 60x120cm  
Boho Fog Bullnose 3"x24" - 7.2x60cm

boho

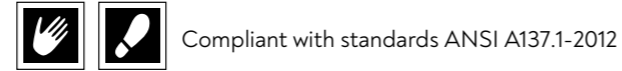
**boho**

Boho Fog 23<sup>5</sup>/<sub>8</sub>"x47<sup>1</sup>/<sub>4</sub>" - 60x120cm  
Boho Fog Bullnose 3"x24" - 7.2x60cm



CONCRETE LOOK BOHO

COLORED BODY PORCELAIN TILE



**SIZE**

11<sup>3</sup>/<sub>4</sub>" x 23<sup>5</sup>/<sub>8</sub>" - 30 x 60 cm  
 23<sup>5</sup>/<sub>8</sub>" x 47<sup>1</sup>/<sub>4</sub>" - 60 x 120 cm  
 9<sup>7</sup>/<sub>8</sub>" x 8<sup>1</sup>/<sub>2</sub>" - 25 x 21.6 cm

**THICKNESS**

9 mm

**FINISH**

MATTE



**BOHO BONE**  
 11<sup>3</sup>/<sub>4</sub>" x 23<sup>5</sup>/<sub>8</sub>" - 30x60 cm  
 610010004519



**BOHO EARTH**  
 11<sup>3</sup>/<sub>4</sub>" x 23<sup>5</sup>/<sub>8</sub>" - 30x60 cm  
 610010004520



**BOHO FOG**  
 11<sup>3</sup>/<sub>4</sub>" x 23<sup>5</sup>/<sub>8</sub>" - 30x60 cm  
 610010004521



**BOHO SMOKE**  
 11<sup>3</sup>/<sub>4</sub>" x 23<sup>5</sup>/<sub>8</sub>" - 30x60 cm  
 610010004522



**BOHO BONE**  
 23<sup>5</sup>/<sub>8</sub>" x 47<sup>1</sup>/<sub>4</sub>" - 60x120 cm  
 610010004523



**BOHO EARTH**  
 23<sup>5</sup>/<sub>8</sub>" x 47<sup>1</sup>/<sub>4</sub>" - 60x120 cm  
 610010004524



**BOHO FOG**  
 23<sup>5</sup>/<sub>8</sub>" x 47<sup>1</sup>/<sub>4</sub>" - 60x120 cm  
 610010004525



**BOHO SMOKE**  
 23<sup>5</sup>/<sub>8</sub>" x 47<sup>1</sup>/<sub>4</sub>" - 60x120 cm  
 610010004526



**BOHO BONE HEXAGON**  
 9<sup>7</sup>/<sub>8</sub>" x 8<sup>1</sup>/<sub>2</sub>" - 25x21.6 cm  
 610010004527



**BOHO EARTH HEXAGON**  
 9<sup>7</sup>/<sub>8</sub>" x 8<sup>1</sup>/<sub>2</sub>" - 25x21.6 cm  
 610010004528



**BOHO FOG HEXAGON**  
 9<sup>7</sup>/<sub>8</sub>" x 8<sup>1</sup>/<sub>2</sub>" - 25x21.6 cm  
 610010004529



**BOHO SMOKE HEXAGON**  
 9<sup>7</sup>/<sub>8</sub>" x 8<sup>1</sup>/<sub>2</sub>" - 25x21.6 cm  
 610010004532



**BOHO BONE STARBURST HEXAGON**  
 9<sup>7</sup>/<sub>8</sub>" x 8<sup>1</sup>/<sub>2</sub>" - 25x21.6 cm  
 610010004530



**BOHO SMOKE STARBURST HEXAGON**  
 9<sup>7</sup>/<sub>8</sub>" x 8<sup>1</sup>/<sub>2</sub>" - 25x21.6 cm  
 610010004531

**MOSAICS & DECORS**



**BOHO BONE MOSAIC**  
 11<sup>3</sup>/<sub>4</sub>" x 11<sup>3</sup>/<sub>4</sub>" - 30x30 cm  
 (Mosaic 2"x2")  
 610110000700



**BOHO EARTH MOSAIC**  
 11<sup>3</sup>/<sub>4</sub>" x 11<sup>3</sup>/<sub>4</sub>" - 30x30 cm  
 (Mosaic 2"x2")  
 610110000701



**BOHO FOG MOSAIC**  
 11<sup>3</sup>/<sub>4</sub>" x 11<sup>3</sup>/<sub>4</sub>" - 30x30 cm  
 (Mosaic 2"x2")  
 610110000702



**BOHO SMOKE MOSAIC**  
 11<sup>3</sup>/<sub>4</sub>" x 11<sup>3</sup>/<sub>4</sub>" - 30x30 cm  
 (Mosaic 2"x2")  
 610110000703

**MOOD**



**BOHO BONE DIAMOND MOSAIC**  
 12<sup>1</sup>/<sub>8</sub>" x 10<sup>3</sup>/<sub>8</sub>" - 31x27 cm  
 (Mosaic 2.3"x5.8")  
 610110000704



**BOHO EARTH DIAMOND MOSAIC**  
 12<sup>1</sup>/<sub>8</sub>" x 10<sup>3</sup>/<sub>8</sub>" - 31x27 cm  
 (Mosaic 2.3"x5.8")  
 610110000705



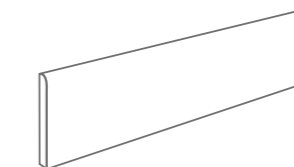
**BOHO FOG DIAMOND MOSAIC**  
 12<sup>1</sup>/<sub>8</sub>" x 10<sup>3</sup>/<sub>8</sub>" - 31x27 cm  
 (Mosaic 2.3"x5.8")  
 610110000706




**BOHO SMOKE DIAMOND MOSAIC**  
 12<sup>1</sup>/<sub>8</sub>" x 10<sup>3</sup>/<sub>8</sub>" - 31x27 cm  
 (Mosaic 2.3"x5.8")  
 610110000707

**COORDINATING TRIMS**

	Bullnose	Cove base
	610130006013	610130006017
	610130006014	610130006018
	610130006015	610130006019
	610130006016	610130006020



**Bullnose**  
 3"x 24" - 7.2x60 cm



**Cove base**  
 6"x12" - 15x30 cm - 9 mm





e o n  
Eon Carrara Brick Mosaic 12"x12<sup>3/8"</sup> - 30.5x30.5 cm  
Eon Carrara 11<sup>3/4"</sup>x23<sup>5/8"</sup> - 30x60 cm

e o n

- NATURAL, MARBLE LOOK
- DELICATE VEINS
- SMOOTH AND VARIEGATED
- COOL AND FLAWLESS



# MONUMENTAL

## BEAUTY

*Prized for its classic elegance, marble has graced the palaces of kings and queens for centuries. Eon captures this timeless beauty in a simpler, smarter ceramic. Achieve the fine look of marble, along with the enduring style and technology of Atlas Concorde USA. Inspired by the quarries of Italian Carrara, Greek Corinthian, and Eldorado, Eon delivers an exquisite combination of colors and veins that are the perfect complement to most styles.*

## Colors



CARRARA



ELDORADO



CORINTHIAN BEIGE



CORINTHIAN GRAY

### Shade variation



CARRARA



ELDORADO

### COLORED BODY PORCELAIN TILE



CORINTHIAN BEIGE



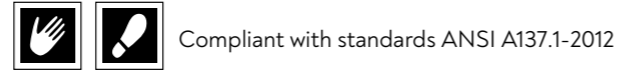
CORINTHIAN GRAY



e on  
Eon Corinthian Beige Herringbone Mosaic 11<sup>3/4</sup>"x11<sup>3/4</sup>" - 30x30 cm  
Eon Corinthian Beige 11<sup>3/4</sup>"x23<sup>5/8</sup>" - 30x60 cm



e o n  
Eon Eldorado Herringbone Mosaic 11<sup>3</sup>/<sub>4</sub>" x11<sup>3</sup>/<sub>4</sub>"- 30x30cm  
Eon Corinthian Beige Mosaic 11<sup>3</sup>/<sub>4</sub>" x11<sup>3</sup>/<sub>4</sub>"- 30x30cm  
Eon Eldorado 11<sup>3</sup>/<sub>4</sub>"x23<sup>3</sup>/<sub>8</sub>"- 30x60 cm



**SIZE**

11<sup>3</sup>/<sub>4</sub>" x 23<sup>5</sup>/<sub>8</sub>" - 30x60 cm

**THICKNESS**

9 mm

**FINISH**

MATTE



**EON CARRARA**  
11<sup>3</sup>/<sub>4</sub>" x 23<sup>5</sup>/<sub>8</sub>" - 30x60 cm  
600010000902



**EON ELDORADO**  
11<sup>3</sup>/<sub>4</sub>" x 23<sup>5</sup>/<sub>8</sub>" - 30x60 cm  
600010000903



**EON CORINTHIAN BEIGE**  
11<sup>3</sup>/<sub>4</sub>" x 23<sup>5</sup>/<sub>8</sub>" - 30x60 cm  
600010000900



**EON CORINTHIAN GRAY**  
11<sup>3</sup>/<sub>4</sub>" x 23<sup>5</sup>/<sub>8</sub>" - 30x60 cm  
600010000901

**MOSAICS & DECORS**




**EON CARRARA MOSAIC**  
11<sup>3</sup>/<sub>4</sub>" x 11<sup>3</sup>/<sub>4</sub>" - 30x30 cm  
(Mosaic 2"x2")  
600110000212



**EON ELDORADO MOSAIC**  
11<sup>3</sup>/<sub>4</sub>" x 11<sup>3</sup>/<sub>4</sub>" - 30x30 cm  
(Mosaic 2"x2")  
600110000213



**EON CORINTHIAN BEIGE MOSAIC**  
11<sup>3</sup>/<sub>4</sub>" x 11<sup>3</sup>/<sub>4</sub>" - 30x30 cm  
(Mosaic 2"x2")  
600110000214



**EON CORINTHIAN GRAY MOSAIC**  
11<sup>3</sup>/<sub>4</sub>" x 11<sup>3</sup>/<sub>4</sub>" - 30x30 cm  
(Mosaic 2"x2")  
600110000215



**EON CORINTHIAN BEIGE HERRINGBONE MOSAIC**  
11<sup>3</sup>/<sub>4</sub>" x 11<sup>3</sup>/<sub>4</sub>" - 30x30 cm  
(Mosaic 1"x4")  
600110000239

**MOOD**



**EON CARRARA HONEYCOMB MOSAIC**  
9<sup>1</sup>/<sub>2</sub>" x 11<sup>7</sup>/<sub>8</sub>" - 24x30 cm  
(Mosaic 3.5"x3")  
600110000652



**EON CARRARA HERRINGBONE MOSAIC**  
11<sup>3</sup>/<sub>4</sub>" x 11<sup>3</sup>/<sub>4</sub>" - 30x30 cm  
(Mosaic 1"x4")  
600110000237



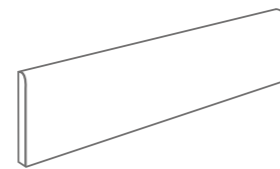
**EON ELDORADO HERRINGBONE MOSAIC**  
11<sup>3</sup>/<sub>4</sub>" x 11<sup>3</sup>/<sub>4</sub>" - 30x30 cm  
(Mosaic 1"x4")  
600110000238




**EON CORINTHIAN GRAY HERRINGBONE MOSAIC**  
11<sup>3</sup>/<sub>4</sub>" x 11<sup>3</sup>/<sub>4</sub>" - 30x30 cm  
(Mosaic 1"x4")  
600110000240

**COORDINATING TRIMS**

	Bullnose	Cove base
EON CARRARA	610130000387	600130000218
EON ELDORADO	610130000412	600130000219
EON CORINTHIAN BEIGE	610130000413	600130000220
EON CORINTHIAN GRAY	610130000414	600130000221



**Bullnose**  
3"x 24" - 7.2x60 cm



**Cove base**  
6"x12" - 15x30 cm - 8.5mm

### Shade variation



CARRARA

### WHITE BODY WALL TILE

e o n

- Eon Carrara Listello  $3\frac{1}{8}'' \times 12\frac{3}{8}''$  - 8x31.5 cm
- Eon Carrara Brick  $3\frac{1}{8}'' \times 12\frac{3}{8}''$  - 8x31.5 cm
- Eon Carrara Herringbone Mosaic  $11\frac{3}{4}'' \times 11\frac{3}{4}''$  - 30x30 cm
- Eon Corinthian Gray  $11\frac{3}{4}'' \times 23\frac{5}{8}''$  - 30x60 cm





Compliant with standards ANSI A137.1-2012

**SIZE**

12<sup>3/8</sup>" x 22<sup>1/2</sup>" - 31.5x57 cm

**THICKNESS**

8.5 mm

**FINISH**

GLOSSY



**EON CARRARA**  
12<sup>3/8</sup>" x 22<sup>1/2</sup>" - 31.5x57 cm  
600010000948



**EON CARRARA BRICK**  
3<sup>1/8</sup>" x 12<sup>3/8</sup>" - 8x31.5 cm  
600010000952

**MOSAICS & DECORS**



**EON CARRARA BRICK MOSAIC**  
12" x 12" - 30.5x30.5 cm  
(Brick Mosaic 1"x2")  
600110000265



**EON CARRARA LISTELLO**  
3<sup>1/8</sup>" x 12<sup>3/8</sup>" - 8x31.5 cm  
600090000387

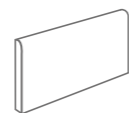
**COORDINATING TRIMS**

**Wall Bullnose**



**EON CARRARA**

600140000005



**Wall Bullnose**  
2" x 12<sup>3/8</sup>" - 5x31.5 cm

**e o n**

Eon Carrara Listello 3<sup>1/8</sup>" x 12<sup>3/8</sup>" - 8x31.5 cm  
Eon Carrara Brick 3<sup>1/8</sup>" x 12<sup>3/8</sup>" - 8x31.5 cm





exist  
Exist Calm 23<sup>5</sup>/<sub>8</sub>"x47<sup>1</sup>/<sub>4</sub>" - 60x120cm  
Exist Fog Step Mosaic 15<sup>3</sup>/<sub>8</sub>"x10<sup>1</sup>/<sub>4</sub>" - 39x26 cm



exist

- INSPIRED BY STONE DISCOVERED IN PROVENCAL CASTLES
- CHARACTERIZED BY AN AGED CONCRETE LAYER WORN BY TIME
  - MODERATE VARIATION IN SHADE
  - COMPACT GRAIN WITHOUT IMPURITIES
  - NATURAL ELEMENTS INFLUENCED BY URBAN DETAILS



# ELEGANCE

AND MATERIAL STRENGTH

*The Exist Collection recalls the historical and material prestige of the Bourgogne stone recovered from 16<sup>th</sup> century castles. This material mixes the look of aged cement with the look of a Provencal stone, timeworn with visible signs of craftsmanship. An overall look which conveys natural elements influenced by urban details. Exist is suitable for multiple interior design styles and applications.*

exist

Exist Fog Step Mosaic 15<sup>3/8</sup>"x10<sup>1/4</sup>" - 39x26 cm

[BACK TO INDEX](#)

exist

## Colors



PURE



CALM



FOG



ROOT

COLORED BODY PORCELAIN TILE

STONE LOOK EXIST

**Shade variation**



PURE



CALM

COLORED BODY PORCELAIN TILE



FOG



ROOT

exist



exist  
Exist Fog 11<sup>3</sup>/<sub>4</sub>"x23<sup>5</sup>/<sub>8</sub>" - 30x60cm

exist



**exist**  
Exist Fog 11<sup>3/4</sup>"x23<sup>5/8</sup>" - 30x60cm

**exist**  
Exist Calm 23<sup>5/8</sup>"x47<sup>1/4</sup>" - 60x120cm



exist



exist

Exist Fog Hexagon 9<sup>7/8</sup>"x8<sup>1/2</sup>" - 25x21.6 cm  
Exist Pure Hexagon 9<sup>7/8</sup>"x8<sup>1/2</sup>" - 25x21.6 cm  
Exist Fog 23<sup>5/8</sup>"x47<sup>1/4</sup>" - 60x120cm

exist

**exist**

Exist Fog Hexagon 9<sup>7</sup>/<sub>8</sub>"x8<sup>1</sup>/<sub>2</sub>" - 25x21.6 cm  
Exist Pure Hexagon 9<sup>7</sup>/<sub>8</sub>"x8<sup>1</sup>/<sub>2</sub>" - 25x21.6 cm



STONE LOOK EXIST

COLORED BODY PORCELAIN TILE



exist  
Exist Root 23<sup>5</sup>/<sub>8</sub>"x47<sup>1</sup>/<sub>4</sub>" - 60x120 cm  
Exist Root Brick Mosaic 11<sup>3</sup>/<sub>4</sub>"x11<sup>3</sup>/<sub>8</sub>" - 30x29 cm  
Exist Root Hexagon 9<sup>7</sup>/<sub>8</sub>"x8<sup>1</sup>/<sub>2</sub>" - 25x21.6 cm  
Exist Calm Hexagon 9<sup>7</sup>/<sub>8</sub>"x8<sup>1</sup>/<sub>2</sub>" - 25x21.6 cm  
Exist Root Bullnose 3"x24" - 7.2x60 cm



exist

**exist**

- Exist Root  $23\frac{5}{8}'' \times 47\frac{1}{4}''$  - 60x120 cm
- Exist Root Brick Mosaic  $11\frac{3}{4}'' \times 11\frac{3}{8}''$  - 30x29 cm
- Exist Root Hexagon  $9\frac{7}{8}'' \times 8\frac{1}{2}''$  - 25x21.6 cm
- Exist Calm Hexagon  $9\frac{7}{8}'' \times 8\frac{1}{2}''$  - 25x21.6 cm



**exist**

- Exist Root  $23\frac{5}{8}'' \times 47\frac{1}{4}''$  - 60x120 cm
- Exist Root Hexagon  $9\frac{7}{8}'' \times 8\frac{1}{2}''$  - 25x21.6 cm
- Exist Calm Hexagon  $9\frac{7}{8}'' \times 8\frac{1}{2}''$  - 25x21.6 cm

exist



exist

Homeland Rye 7<sup>3</sup>/<sub>4</sub>"x39<sup>3</sup>/<sub>8</sub>" - 20x100 cm  
Exist Calm Hexagon 9<sup>7</sup>/<sub>8</sub>"x8<sup>1</sup>/<sub>2</sub>" - 25x21.6 cm

STONE LOOK EXIST

COLORED BODY PORCELAIN TILE



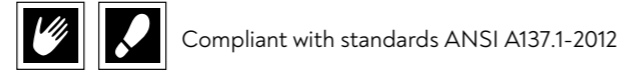
**exist**  
Exist Pure 11<sup>3</sup>/<sub>4</sub>"x23<sup>5</sup>/<sub>8</sub>" - 30x60 cm  
Exist Pure Mosaic 11<sup>3</sup>/<sub>4</sub>"x11<sup>3</sup>/<sub>4</sub>" - 30x30 cm

exist

**exist**  
Exist Pure 11<sup>3</sup>/<sub>4</sub>"x23<sup>5</sup>/<sub>8</sub>" - 30x60 cm

**exist**  
Exist Pure Mosaic 11<sup>3</sup>/<sub>4</sub>"x11<sup>3</sup>/<sub>4</sub>" - 30x30 cm





**SIZE**

11<sup>3/4</sup>" x 23<sup>5/8</sup>" - 30 x 60 cm  
 23<sup>5/8</sup>" x 47<sup>1/4</sup>" - 60 x 120 cm  
 9<sup>7/8</sup>" x 8<sup>1/2</sup>" - 25 x 21.6 cm

**THICKNESS**

9 mm

**FINISH**

MATTE



**EXIST PURE**  
 11<sup>3/4</sup>" x 23<sup>5/8</sup>" - 30x60 cm  
 610010002806



**EXIST CALM**  
 11<sup>3/4</sup>" x 23<sup>5/8</sup>" - 30x60 cm  
 610010002807



**EXIST FOG**  
 11<sup>3/4</sup>" x 23<sup>5/8</sup>" - 30x60 cm  
 610010002808



**EXIST ROOT**  
 11<sup>3/4</sup>" x 23<sup>5/8</sup>" - 30x60 cm  
 610010002809



**EXIST PURE**  
 23<sup>5/8</sup>" x 47<sup>1/4</sup>" - 60x120 cm  
 610010002810



**EXIST CALM**  
 23<sup>5/8</sup>" x 47<sup>1/4</sup>" - 60x120 cm  
 610010002811



**EXIST FOG**  
 23<sup>5/8</sup>" x 47<sup>1/4</sup>" - 60x120 cm  
 610010002812



**EXIST ROOT**  
 23<sup>5/8</sup>" x 47<sup>1/4</sup>" - 60x120 cm  
 610010002813



**EXIST PURE HEXAGON**  
 9<sup>7/8</sup>" x 8<sup>1/2</sup>" - 25x21.6 cm  
 610010002814



**EXIST CALM HEXAGON**  
 9<sup>7/8</sup>" x 8<sup>1/2</sup>" - 25x21.6 cm  
 610010002815



**EXIST FOG HEXAGON**  
 9<sup>7/8</sup>" x 8<sup>1/2</sup>" - 25x21.6 cm  
 610010002816



**EXIST ROOT HEXAGON**  
 9<sup>7/8</sup>" x 8<sup>1/2</sup>" - 25x21.6 cm  
 610010002817

**MOSAICS & DECORS**



**EXIST PURE MOSAIC**  
 11<sup>3/4</sup>" x 11<sup>3/4</sup>" - 30x30 cm  
 (Mosaic 2"x2")  
 610110000528



**EXIST CALM MOSAIC**  
 11<sup>3/4</sup>" x 11<sup>3/4</sup>" - 30x30 cm  
 (Mosaic 2"x2")  
 610110000529



**EXIST FOG MOSAIC**  
 11<sup>3/4</sup>" x 11<sup>3/4</sup>" - 30x30 cm  
 (Mosaic 2"x2")  
 610110000530



**EXIST ROOT MOSAIC**  
 11<sup>3/4</sup>" x 11<sup>3/4</sup>" - 30x30 cm  
 (Mosaic 2"x2")  
 610110000531



**EXIST PURE STEP MOSAIC**  
 15<sup>3/8</sup>" x 10<sup>1/4</sup>" - 39x26 cm  
 (Mosaic 2.5"x3.8")  
 610110000550



**EXIST CALM STEP MOSAIC**  
 15<sup>3/8</sup>" x 10<sup>1/4</sup>" - 39x26 cm  
 (Mosaic 2.5"x3.8")  
 610110000551



**EXIST FOG STEP MOSAIC**  
 15<sup>3/8</sup>" x 10<sup>1/4</sup>" - 39x26 cm  
 (Mosaic 2.5"x3.8")  
 610110000552



**EXIST ROOT STEP MOSAIC**  
 15<sup>3/8</sup>" x 10<sup>1/4</sup>" - 39x26 cm  
 (Mosaic 2.5"x3.8")  
 610110000553

**MOOD**



**EXIST PURE BRICK MOSAIC**  
 11<sup>3/4</sup>" x 11<sup>3/8</sup>" - 30x29 cm  
 (Mosaic 5.7"x0.9")  
 610110000532



**EXIST CALM BRICK MOSAIC**  
 11<sup>3/4</sup>" x 11<sup>3/8</sup>" - 30x29 cm  
 (Mosaic 5.7"x0.9")  
 610110000533



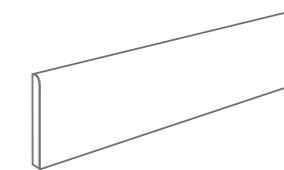
**EXIST FOG BRICK MOSAIC**  
 11<sup>3/4</sup>" x 11<sup>3/8</sup>" - 30x29 cm  
 (Mosaic 5.7"x0.9")  
 610110000534




**EXIST ROOT BRICK MOSAIC**  
 11<sup>3/4</sup>" x 11<sup>3/8</sup>" - 30x29 cm  
 (Mosaic 5.7"x0.9")  
 610110000535

**COORDINATING TRIMS**

	Bullnose	Cove base
<b>EXIST PURE</b>	610130004803	610130004807
<b>EXIST CALM</b>	610130004804	610130004808
<b>EXIST FOG</b>	610130004805	610130004809
<b>EXIST ROOT</b>	610130004806	610130004810



**Bullnose**  
 3"x 24" - 7.2x60 cm



**Cove base**  
 6"x12" - 15x30 cm - 8.5mm

forge

Forge Aluminum 11<sup>3</sup>/<sub>4</sub>"x23<sup>5</sup>/<sub>8</sub>" - 30x60 cm  
Forge Iron 11<sup>3</sup>/<sub>4</sub>"x23<sup>5</sup>/<sub>8</sub>" - 30x60 cm  
Forge Iron Mosaic 11<sup>3</sup>/<sub>4</sub>"x11<sup>3</sup>/<sub>4</sub>" - 30x30 cm

forge

- MATTE, METALLIC APPEARANCE
- IMPERFECT, OXIDIZED FINISH
- URBAN, INDUSTRIAL AESTHETIC
- ROUGH, YET REFINED

forge

### Colors



# INDUSTRIAL

## STRENGTH STYLE

*Atlas Concorde USA makes it easy to achieve an industrial aesthetic, coupled with the simple, durable benefits of ceramic. Forge delivers the worn and weathered artistry of metal recreated with a style that delivers a strong, urban personality.*


*This cutting-edge design fuses colors that suggest steel, iron, aluminum and tin along with patterns reminiscent of stains, scratches and oxidation. The tiles, mosaics and decors appear to be metal plates, bent and slightly hammered.*



TIN



ALUMINIUM



IRON



STEEL

COLORED BODY PORCELAIN TILE

METAL LOOK FORGE

forge

Forge Aluminum Brick Mosaic 11<sup>3</sup>/<sub>4</sub>"x11<sup>3</sup>/<sub>4</sub>" - 30x30 cm

[BACK TO INDEX](#)

**Shade variation**



TIN



ALUMINIUM

COLORED BODY PORCELAIN TILE



IRON



STEEL



forge



**forge**

Forge Aluminum 11<sup>3</sup>/<sub>4</sub>"x23<sup>5</sup>/<sub>8</sub>" - 30x60 cm  
Forge Aluminum Bullnose 3"x24" - 7.2x60 cm  
Forge Steel 11<sup>3</sup>/<sub>4</sub>"x23<sup>5</sup>/<sub>8</sub>" - 30x60 cm

METAL LOOK FORGE

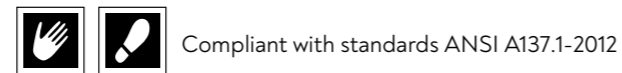
COLORED BODY PORCELAIN TILE

forge



**forge**  
Forge Aluminum Brick Mosaic 11<sup>3</sup>/<sub>4</sub>"x11<sup>3</sup>/<sub>4</sub>" - 30x30 cm  
Forge Tin 11<sup>3</sup>/<sub>4</sub>"x23<sup>5</sup>/<sub>8</sub>" - 30x60 cm

[BACK TO INDEX](#)



**SIZE**

11<sup>3</sup>/<sub>4</sub>" x 23<sup>5</sup>/<sub>8</sub>" - 30x60 cm

**THICKNESS**

9 mm

**FINISH**

MATTE



**FORGE TIN**  
11<sup>3</sup>/<sub>4</sub>" x 23<sup>5</sup>/<sub>8</sub>" - 30x60 cm  
600010000907



**FORGE ALUMINUM**  
11<sup>3</sup>/<sub>4</sub>" x 23<sup>5</sup>/<sub>8</sub>" - 30x60 cm  
600010000904



**FORGE IRON**  
11<sup>3</sup>/<sub>4</sub>" x 23<sup>5</sup>/<sub>8</sub>" - 30x60 cm  
600010000905




**FORGE STEEL**  
11<sup>3</sup>/<sub>4</sub>" x 23<sup>5</sup>/<sub>8</sub>" - 30x60 cm  
600010000906

**MOSAICS & DECORS**



**FORGE TIN MOSAIC**  
11<sup>3</sup>/<sub>4</sub>" x 11<sup>3</sup>/<sub>4</sub>" - 30x30 cm  
(Mosaic 2"x2")  
600110000249



**FORGE ALUMINUM MOSAIC**  
11<sup>3</sup>/<sub>4</sub>" x 11<sup>3</sup>/<sub>4</sub>" - 30x30 cm  
(Mosaic 2"x2")  
600110000250



**FORGE IRON MOSAIC**  
11<sup>3</sup>/<sub>4</sub>" x 11<sup>3</sup>/<sub>4</sub>" - 30x30 cm  
(Mosaic 2"x2")  
600110000251



**FORGE STEEL MOSAIC**  
11<sup>3</sup>/<sub>4</sub>" x 11<sup>3</sup>/<sub>4</sub>" - 30x30 cm  
(Mosaic 2"x2")  
600110000252

MOOD



**FORGE DARK EXTEND MOSAIC**  
8<sup>1</sup>/<sub>4</sub>" x 11" - 21x28 cm  
(Mosaic 2"x6.5")  
600110000637



**FORGE SPARK EXTEND MOSAIC**  
8<sup>1</sup>/<sub>4</sub>" x 11" - 21x28 cm  
(Mosaic 2"x6.5")  
600110000638



**FORGE RUST EXTEND MOSAIC**  
8<sup>1</sup>/<sub>4</sub>" x 11" - 21x28 cm  
(Mosaic 2"x6.5")  
600110000639



**FORGE LIGHT EXTEND MOSAIC**  
8<sup>1</sup>/<sub>4</sub>" x 11" - 21x28 cm  
(Mosaic 2"x6.5")  
600110000650



**FORGE TIN BRICK MOSAIC**  
11<sup>3</sup>/<sub>4</sub>" x 11<sup>3</sup>/<sub>4</sub>" - 30x30 cm  
(Mosaic 1.5"x3")  
600110000253



**FORGE ALUMINUM BRICK MOSAIC**  
11<sup>3</sup>/<sub>4</sub>" x 11<sup>3</sup>/<sub>4</sub>" - 30x30 cm  
(Mosaic 1.5"x3")  
600110000254



**FORGE IRON BRICK MOSAIC**  
11<sup>3</sup>/<sub>4</sub>" x 11<sup>3</sup>/<sub>4</sub>" - 30x30 cm  
(Mosaic 1.5"x3")  
600110000255



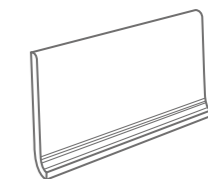
**FORGE STEEL BRICK MOSAIC**  
11<sup>3</sup>/<sub>4</sub>" x 11<sup>3</sup>/<sub>4</sub>" - 30x30 cm  
(Mosaic 1.5"x3")  
600110000256

**COORDINATING TRIMS**

	Bullnose	Cove base
<b>FORGE TIN</b>	600130000216	610130000426
<b>FORGE ALUMINUM</b>	600130000213	610130000427
<b>FORGE IRON</b>	600130000214	610130000428
<b>FORGE STEEL</b>	600130000215	610130000429



**Bullnose**  
3" x 24" - 7.2x60 cm



**Cove base**  
6" x 12" - 15x30 cm



fray  
Fray Taupe 11<sup>3</sup>/<sub>4</sub>"x23<sup>5</sup>/<sub>8</sub>" - 30x60cm  
Fray Tobacco Herringbone Mosaic 11<sup>3</sup>/<sub>4</sub>"x11<sup>3</sup>/<sub>4</sub>" - 30x30cm

fray

- ENTICING NEW COLORS, EFFECTS, DECORS AND SIZES ENHANCE THIS COLLECTION
- MODERN FABRIC-CHALK AESTHETIC FOR A COMFORTABLE, UNDERSTATED MOOD
- MONOCHROMATIC CHARACTER SUITABLE FOR CONTEMPORARY, TRANSITIONAL AND MODERN FARMHOUSE STYLES
- DELICATE ELEGANCE FUSED WITH AN URBAN APPEAL
- WIDEST COLOR PALETTE IN OUR PRODUCT OFFERING, PERFECT FOR RESIDENTIAL AND COMMERCIAL SPACES



# THE TILE

## IN TEXTILE

*The inspiration for this unique series is cut from the same cloth as natural linen fabrics applied to chalk panels for a timeworn, textural, concrete look.*

*Embrace the warmth and comfort of textile paired with the simple maintenance of ceramic. Newly enriched graphics weave in a metallic-glossy effect with more contrast and luminescence.*

*Fray now offers all the most sought-after sizes, as well as inspiring new decors with three fresh mosaic patterns.*

*The collection also now features an extended neutral tones range of color.*

fray

Fray Taupe 11<sup>3</sup>/<sub>4</sub>"x23<sup>5</sup>/<sub>8</sub>" - 30x60cm

Fray Tobacco Herringbone Mosaic 11<sup>3</sup>/<sub>4</sub>"x11<sup>3</sup>/<sub>4</sub>" - 30x30cm


[BACK TO INDEX](#)

fray

## Colors



**Shade variation**



WHITE




IVORY



SAND

COLORED BODY PORCELAIN TILE



PEARL



TAUPE



GRAY


COLORED BODY PORCELAIN TILE



SMOKE



TOBACCO



BLACK



METAL WHITE



METAL GRAY



METAL BLACK

fray



**fray**

Fray Tobacco 23<sup>5/8</sup>"x47<sup>1/4</sup>" - 60x120 cm  
Fray Ivory Mosaic 11<sup>3/4</sup>"x11<sup>3/4</sup>" - 30x30 cm  
Fray Tobacco Cove Base 5<sup>7/8</sup>"x 11<sup>3/4</sup>" - 15x30 cm



fray



**fray**  
Fray Tobacco 23<sup>5/8</sup>"x47<sup>1/4</sup>" - 60x120 cm

**fray**  
Fray Ivory Mosaic 11<sup>3/4</sup>"x11<sup>3/4</sup>" - 30x30 cm



fray



fray

Fray Ivory 23<sup>5</sup>/<sub>8</sub>"x47<sup>1</sup>/<sub>4</sub>" - 60x120 cm

Fray White Hexmark Mosaic 12<sup>1</sup>/<sub>8</sub>"x10<sup>3</sup>/<sub>8</sub>" - 31x27 cm

fray

**fray**  
Fray White Hexmark Mosaic 12<sup>1/8"</sup>x10<sup>3/8"</sup> - 31x27 cm



**fray**  
Fray Black 23<sup>5/8"</sup>x47<sup>1/4"</sup> - 60x120 cm

fray



fray  
Fray Gray 23<sup>5</sup>/<sub>8</sub>"x47<sup>1</sup>/<sub>4</sub>" - 60x120 cm  
Fray Black 23<sup>5</sup>/<sub>8</sub>"x47<sup>1</sup>/<sub>4</sub>" - 60x120 cm

[BACK TO INDEX](#)

fray



fray  
Fray Smoke 23<sup>5</sup>/<sub>8</sub>"x47<sup>1</sup>/<sub>4</sub>" - 60x120 cm  
Fray Smoke Bullnose 3"x24" - 7.2x60 cm

fray



**fray**  
Fray Smoke 23<sup>5</sup>/<sub>8</sub>"x47<sup>1</sup>/<sub>4</sub>" - 60x120 cm  
Fray Smoke Bullnose 3"x24" - 7.2x60 cm



**fray**  
Fray Metal Gray 11<sup>3</sup>/<sub>4</sub>"x23<sup>5</sup>/<sub>8</sub>" - 30x60cm  
Fray Metal White 11<sup>3</sup>/<sub>4</sub>"x23<sup>5</sup>/<sub>8</sub>" - 30x60cm

fray



fray

Fray Metal Gray 11<sup>3</sup>/<sub>4</sub>"x23<sup>5</sup>/<sub>8</sub>" - 30x60cm  
Fray Metal White 11<sup>3</sup>/<sub>4</sub>"x23<sup>5</sup>/<sub>8</sub>" - 30x60cm  
Fray Metal White Hexmark Mosaic 12<sup>1</sup>/<sub>8</sub>"x10<sup>3</sup>/<sub>8</sub>" - 31x27cm  
Fray Metal Gray Bullnose 3"x24" - 7.2x60 cm

FRAY

FABRIC LOOK

COLORED BODY PORCELAIN TILE

fray



fray  
Fray Metal Black 11<sup>3</sup>/<sub>4</sub>"x23<sup>5</sup>/<sub>8</sub>" - 30x60cm  
Fray Metal Black Bullnose 3"x24" - 7.2x60 cm



fray

**fray**

Fray Metal Black 11<sup>3</sup>/<sub>4</sub>"x23<sup>5</sup>/<sub>8</sub>" - 30x60cm  
Fray Metal Black Bullnose 2<sup>7</sup>/<sub>8</sub>"x23<sup>5</sup>/<sub>8</sub>" - 7.2x60 cm



**fray**

Fray Gray Mosaic 11<sup>3</sup>/<sub>4</sub>"x11<sup>3</sup>/<sub>4</sub>" - 30x30 cm  
Fray Gray 11<sup>3</sup>/<sub>4</sub>"x23<sup>5</sup>/<sub>8</sub>" - 30x60 cm



**fray**  
 Fray Gray Mosaic 11<sup>3</sup>/<sub>4</sub>"x11<sup>3</sup>/<sub>4</sub>" - 30x30 cm  
 Fray Gray 11<sup>3</sup>/<sub>4</sub>"x23<sup>5</sup>/<sub>8</sub>" - 30x60 cm  
 Fray White 11<sup>3</sup>/<sub>4</sub>"x23<sup>5</sup>/<sub>8</sub>" - 30x60 cm

**fray**  
 Fray White 11<sup>3</sup>/<sub>4</sub>"x23<sup>5</sup>/<sub>8</sub>" - 30x60 cm  
 Fray Tatami Warm Mosaic 11<sup>3</sup>/<sub>4</sub>"x 11<sup>3</sup>/<sub>4</sub>" - 30x30 cm  
 Fray Sand 11<sup>3</sup>/<sub>4</sub>"x23<sup>5</sup>/<sub>8</sub>" - 30x60 cm



fray

**fray**

Fray Pearl 11<sup>3</sup>/<sub>4</sub>"x23<sup>5</sup>/<sub>8</sub>" - 30x60 cm  
Fray Pearl Bullnose 3"x24" - 7.2x60 cm



**fray**

Fray Pearl Mosaic 11<sup>3</sup>/<sub>4</sub>"x11<sup>3</sup>/<sub>4</sub>" - 30x30 cm  
Fray White 11<sup>3</sup>/<sub>4</sub>"x23<sup>5</sup>/<sub>8</sub>" - 30x60 cm



Compliant with standards ANSI A137.1-2012

**SIZE**

11<sup>3</sup>/<sub>4</sub>" x 23<sup>5</sup>/<sub>8</sub>" - 30 x 60 cm  
23<sup>5</sup>/<sub>8</sub>" x 47<sup>1</sup>/<sub>4</sub>" - 60 x 120 cm

**THICKNESS**

9 mm

**FINISH**

MATTE



**FRAY WHITE**  
11<sup>3</sup>/<sub>4</sub>" x 23<sup>5</sup>/<sub>8</sub>" - 30x60 cm  
600010000912



**FRAY IVORY**  
11<sup>3</sup>/<sub>4</sub>" x 23<sup>5</sup>/<sub>8</sub>" - 30x60 cm  
610010004560



**FRAY SAND**  
11<sup>3</sup>/<sub>4</sub>" x 23<sup>5</sup>/<sub>8</sub>" - 30x60 cm  
600010000910



**FRAY PEARL**  
11<sup>3</sup>/<sub>4</sub>" x 23<sup>5</sup>/<sub>8</sub>" - 30x60 cm  
600010000909



**FRAY TAUPE**  
11<sup>3</sup>/<sub>4</sub>" x 23<sup>5</sup>/<sub>8</sub>" - 30x60 cm  
610010004561



**FRAY GRAY**  
11<sup>3</sup>/<sub>4</sub>" x 23<sup>5</sup>/<sub>8</sub>" - 30x60 cm  
600010000908



**FRAY SMOKE**  
11<sup>3</sup>/<sub>4</sub>" x 23<sup>5</sup>/<sub>8</sub>" - 30x60 cm  
600010000911



**FRAY TOBACCO**  
11<sup>3</sup>/<sub>4</sub>" x 23<sup>5</sup>/<sub>8</sub>" - 30x60 cm  
610010004562



**FRAY BLACK**  
11<sup>3</sup>/<sub>4</sub>" x 23<sup>5</sup>/<sub>8</sub>" - 30x60 cm  
610010004563




**FRAY METAL WHITE**  
11<sup>3</sup>/<sub>4</sub>" x 23<sup>5</sup>/<sub>8</sub>" - 30x60 cm  
610010004566



**FRAY METAL GRAY**  
11<sup>3</sup>/<sub>4</sub>" x 23<sup>5</sup>/<sub>8</sub>" - 30x60 cm  
610010004565



**FRAY METAL BLACK**  
11<sup>3</sup>/<sub>4</sub>" x 23<sup>5</sup>/<sub>8</sub>" - 30x60 cm  
610010004564



**FRAY WHITE**  
23<sup>5</sup>/<sub>8</sub>" x 47<sup>1</sup>/<sub>4</sub>" - 60x120 cm  
610010004571



**FRAY IVORY**  
23<sup>5</sup>/<sub>8</sub>" x 47<sup>1</sup>/<sub>4</sub>" - 60x120 cm  
610010004567



**FRAY SAND**  
23<sup>5</sup>/<sub>8</sub>" x 47<sup>1</sup>/<sub>4</sub>" - 60x120 cm  
610010004572



**FRAY PEARL**  
23<sup>5</sup>/<sub>8</sub>" x 47<sup>1</sup>/<sub>4</sub>" - 60x120 cm  
610010004573



**FRAY TAUPE**  
23<sup>5</sup>/<sub>8</sub>" x 47<sup>1</sup>/<sub>4</sub>" - 60x120 cm  
610010004568



**FRAY GRAY**  
23<sup>5</sup>/<sub>8</sub>" x 47<sup>1</sup>/<sub>4</sub>" - 60x120 cm  
610010004574



**FRAY SMOKE**  
23<sup>5</sup>/<sub>8</sub>" x 47<sup>1</sup>/<sub>4</sub>" - 60x120 cm  
610010004575




**FRAY TOBACCO**  
23<sup>5</sup>/<sub>8</sub>" x 47<sup>1</sup>/<sub>4</sub>" - 60x120 cm  
610010004569



**FRAY BLACK**  
23<sup>5</sup>/<sub>8</sub>" x 47<sup>1</sup>/<sub>4</sub>" - 60x120 cm  
610010004570

MOSAICS & DECORS



**FRAY WHITE MOSAIC**  
11<sup>3/4</sup>"x11<sup>3/4</sup>" - 30x30 cm  
(Mosaic 2"x2")  
600110000232

**FRAY IVORY MOSAIC**  
11<sup>3/4</sup>"x11<sup>3/4</sup>" - 30x30 cm  
(Mosaic 2"x2")  
610110000708

**FRAY SAND MOSAIC**  
11<sup>3/4</sup>"x11<sup>3/4</sup>" - 30x30 cm  
(Mosaic 2"x2")  
600110000234

**FRAY PEARL MOSAIC**  
11<sup>3/4</sup>"x11<sup>3/4</sup>" - 30x30 cm  
(Mosaic 2"x2")  
600110000233

**FRAY TAUPE MOSAIC**  
11<sup>3/4</sup>"x11<sup>3/4</sup>" - 30x30 cm  
(Mosaic 2"x2")  
610110000709



**FRAY GRAY MOSAIC**  
11<sup>3/4</sup>"x11<sup>3/4</sup>" - 30x30 cm  
(Mosaic 2"x2")  
600110000235

**FRAY SMOKE MOSAIC**  
11<sup>3/4</sup>"x11<sup>3/4</sup>" - 30x30 cm  
(Mosaic 2"x2")  
600110000236

**FRAY TOBACCO MOSAIC**  
11<sup>3/4</sup>"x11<sup>3/4</sup>" - 30x30 cm  
(Mosaic 2"x2")  
610110000710

**FRAY BLACK MOSAIC**  
11<sup>3/4</sup>"x11<sup>3/4</sup>" - 30x30 cm  
(Mosaic 2"x2")  
610110000711

**FRAY METAL WHITE MOSAIC**  
11<sup>3/4</sup>"x11<sup>3/4</sup>" - 30x30 cm  
(Mosaic 2"x2")  
610110000712



**FRAY WHITE HERRINGBONE MOSAIC**  
11<sup>3/4</sup>"x11<sup>3/4</sup>" - 30x30 cm  
(Mosaic 1"x4")  
610110000716

**FRAY IVORY HERRINGBONE MOSAIC**  
11<sup>3/4</sup>"x11<sup>3/4</sup>" - 30x30 cm  
(Mosaic 1"x4")  
610110000717

**FRAY SAND HERRINGBONE MOSAIC**  
11<sup>3/4</sup>"x11<sup>3/4</sup>" - 30x30 cm  
(Mosaic 1"x4")  
610110000718

**FRAY PEARL HERRINGBONE MOSAIC**  
11<sup>3/4</sup>"x11<sup>3/4</sup>" - 30x30 cm  
(Mosaic 1"x4")  
610110000719

**FRAY TAUPE HERRINGBONE MOSAIC**  
11<sup>3/4</sup>"x11<sup>3/4</sup>" - 30x30 cm  
(Mosaic 1"x4")  
610110000720




**FRAY GRAY HERRINGBONE MOSAIC**  
11<sup>3/4</sup>"x11<sup>3/4</sup>" - 30x30 cm  
(Mosaic 1"x4")  
610110000721

**FRAY SMOKE HERRINGBONE MOSAIC**  
11<sup>3/4</sup>"x11<sup>3/4</sup>" - 30x30 cm  
(Mosaic 1"x4")  
610110000722

**FRAY TOBACCO HERRINGBONE MOSAIC**  
11<sup>3/4</sup>"x11<sup>3/4</sup>" - 30x30 cm  
(Mosaic 1"x4")  
610110000723

**FRAY BLACK HERRINGBONE MOSAIC**  
11<sup>3/4</sup>"x11<sup>3/4</sup>" - 30x30 cm  
(Mosaic 1"x4")  
610110000724



**FRAY TATAMI WARM MOSAIC**  
11<sup>3/4</sup>"x11<sup>3/4</sup>" - 30x30 cm  
(Mosaic 1"x6")  
600110000241  
Mixed mosaic (White, Sand, Pearl)

**FRAY TATAMI COLD MOSAIC**  
11<sup>3/4</sup>"x11<sup>3/4</sup>" - 30x30 cm  
(Mosaic 1"x6")  
600110000242  
Mixed mosaic (Pearl, Gray, Smoke)

MOOD



**FRAY WHITE HEXMARK MOSAIC**  
12<sup>1/8</sup>"x10<sup>3/8</sup>" - 31x27 cm  
(Mosaic 6"x7")  
610110000725

**FRAY IVORY HEXMARK MOSAIC**  
12<sup>1/8</sup>"x10<sup>3/8</sup>" - 31x27 cm  
(Mosaic 6"x7")  
610110000721

**FRAY SAND HEXMARK MOSAIC**  
12<sup>1/8</sup>"x10<sup>3/8</sup>" - 31x27 cm  
(Mosaic 6"x7")  
610110000726

**FRAY PEARL HEXMARK MOSAIC**  
12<sup>1/8</sup>"x10<sup>3/8</sup>" - 31x27 cm  
(Mosaic 6"x7")  
610110000727

**FRAY TAUPE HEXMARK MOSAIC**  
12<sup>1/8</sup>"x10<sup>3/8</sup>" - 31x27 cm  
(Mosaic 6"x7")  
610110000722



**FRAY GRAY HEXMARK MOSAIC**  
12<sup>1/8</sup>"x10<sup>3/8</sup>" - 31x27 cm  
(Mosaic 6"x7")  
610110000728

**FRAY SMOKE HEXMARK MOSAIC**  
12<sup>1/8</sup>"x10<sup>3/8</sup>" - 31x27 cm  
(Mosaic 6"x7")  
610110000729

**FRAY TOBACCO HEXMARK MOSAIC**  
12<sup>1/8</sup>"x10<sup>3/8</sup>" - 31x27 cm  
(Mosaic 6"x7")  
610110000730

**FRAY BLACK HEXMARK MOSAIC**  
12<sup>1/8</sup>"x10<sup>3/8</sup>" - 31x27 cm  
(Mosaic 6"x7")  
610110000731













**FRAY METAL WHITE HEXMARK MOSAIC**  
12<sup>1/8</sup>"x10<sup>3/8</sup>" - 31x27 cm  
(Mosaic 6"x7")  
610110000732

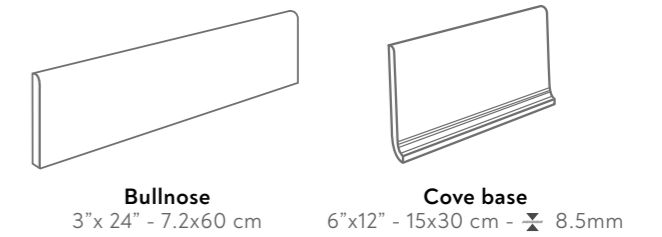


**FRAY METAL GRAY HEXMARK MOSAIC**  
12<sup>1/8</sup>"x10<sup>3/8</sup>" - 31x27 cm  
(Mosaic 6"x7")  
610110000733

**FRAY METAL BLACK HEXMARK MOSAIC**  
12<sup>1/8</sup>"x10<sup>3/8</sup>" - 31x27 cm  
(Mosaic 6"x7")  
610110000734

COORDINATING TRIMS

	Bullnose	Cove base
 <b>FRAY WHITE</b>	600130000209	600130000232
 <b>FRAY IVORY</b>	610130006025	610130006021
 <b>FRAY SAND</b>	600130000207	600130000234
 <b>FRAY PEARL</b>	600130000206	600130000233
 <b>FRAY TAUPE</b>	610130006026	610130006022
 <b>FRAY GRAY</b>	600130000205	600130000235
 <b>FRAY SMOKE</b>	600130000208	600130000236
 <b>FRAY TOBACCO</b>	610130006027	610130006023
 <b>FRAY BLACK</b>	610130006028	610130006024
 <b>FRAY METAL WHITE</b>	610130006031	
 <b>FRAY METAL GRAY</b>	610130006030	
 <b>FRAY METAL BLACK</b>	610130006029	



get  
Get Greige 11<sup>3</sup>/<sub>4</sub>"x23<sup>3</sup>/<sub>8</sub>" - 30x60 cm



get

- CEMENT LOOK
- MINIMALIST YET MODERN AESTHETIC
- UNIFORM CONSISTENCY
- VERSATILE APPLICATIONS



# CITY

LIFE

*Craft your urban oasis with this contemporary surface that furnishes interiors with a fresh, cosmopolitan look. Get provides a concrete effect that casts a unique ambiance to any space. Get a cement look that doesn't require sealing as you create decorative solutions ranging from minimalist simplicity to modern aesthetic.*

get

Get Greige 11<sup>3</sup>/<sub>4</sub>"x23<sup>5</sup>/<sub>8</sub>" - 30x60 cm

[BACK TO INDEX](#)

get

## Colors



ALMOND



GREIGE



MOKA

COLORED BODY PORCELAIN TILE

CONCRETE LOOK GET

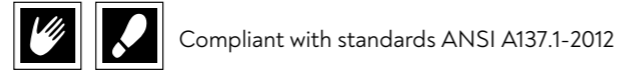
get

**get**  
Get Almond 11<sup>3</sup>/<sub>4</sub>"x23<sup>5</sup>/<sub>8</sub>" - 30x60 cm



**get**  
Get Moka 11<sup>3</sup>/<sub>4</sub>"x23<sup>5</sup>/<sub>8</sub>" - 30x60 cm





**SIZE**  
11<sup>3</sup>/<sub>4</sub>" x 23<sup>5</sup>/<sub>8</sub>" - 30x60 cm

**THICKNESS**  
9 mm

**FINISH**  
MATTE



**GET ALMOND**  
11<sup>3</sup>/<sub>4</sub>" x 23<sup>5</sup>/<sub>8</sub>" - 30x60 cm  
600010000913






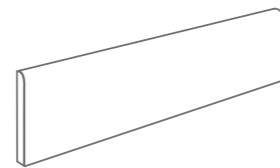
**GET GREIGE**  
11<sup>3</sup>/<sub>4</sub>" x 23<sup>5</sup>/<sub>8</sub>" - 30x60 cm  
600010000914



**GET MOKA**  
11<sup>3</sup>/<sub>4</sub>" x 23<sup>5</sup>/<sub>8</sub>" - 30x60 cm  
600010000915

**COORDINATING TRIMS**

	<b>Bullnose</b>
 GET ALMOND	610130000415
 GET GREIGE	610130000417
 GET MOKA	610130000416



**Bullnose**  
3" x 24" - 7.2x60 cm

**get**  
Get Greige 11<sup>3</sup>/<sub>4</sub>" x 23<sup>5</sup>/<sub>8</sub>" - 30x60 cm





liberty

Liberty Calacatta Centennial Wall Bullnose 2"x12" - 5x30.5 cm  
Liberty Calacatta Centennial Herringbone Wall Mosaic 11<sup>3</sup>/<sub>4</sub>"x11<sup>3</sup>/<sub>4</sub>" - 30x30 cm

homeland

Homeland Silo 7<sup>3</sup>/<sub>4</sub>"x39<sup>3</sup>/<sub>8</sub>" - 20x100 cm

# homeland

- INSPIRED BY TIMEWORN OAK PLANKS
- DELICATE BRUSHED LOOK
- NEUTRAL, WARM FARMHOUSE SHADES
- REALISTIC GRAIN MARKINGS
- UNIQUE AND ON-TREND DECORS



# REALISTIC GRAINS,

TRANQUIL AMBIANCE

*The true to nature markings on our Homeland collection create a real farmhouse feeling to whatever environment they are in. Available in four different variations of subdued shades and neutral tones.*

homeland

Homeland Wool 7<sup>3</sup>/<sub>4</sub>"x39<sup>3</sup>/<sub>8</sub>" - 20x100 cm  
Homeland Rye 7<sup>3</sup>/<sub>4</sub>"x39<sup>3</sup>/<sub>8</sub>" - 20x100 cm

[BACK TO INDEX](#)

homeland

## Colors



WHEAT

SILO

RYE

WOOL

**Shade variation**



WHEAT



RYE

COLORED BODY PORCELAIN TILE



SILO



WOOL



homeland

Homeland Wool 73/4"x393/8" - 20x100 cm

liberty

Liberty Calacatta Centennial Brick 31/8"x123/8" - 8 x31.5 cm

Shade variation



HOMELAND SILO HERRINGBONE MOSAIC



HOMELAND CLOUD HERRINGBONE MOSAIC

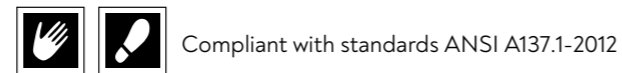


HOMELAND SUN HERRINGBONE MOSAIC



HOMELAND SUN HERRINGBONE MOSAIC  
HOMELAND WHEAT HERRINGBONE MOSAIC

COLORED BODY PORCELAIN TILE



**SIZE**

7<sup>3</sup>/<sub>4</sub>"x39<sup>3</sup>/<sub>8</sub>" - 20x100 cm

**THICKNESS**

9 mm

**FINISH**

MATTE



**HOMELAND WHEAT**  
7<sup>3</sup>/<sub>4</sub>"x39<sup>3</sup>/<sub>8</sub>" - 20x100 cm  
610010001759



**HOMELAND SILO**  
7<sup>3</sup>/<sub>4</sub>"x39<sup>3</sup>/<sub>8</sub>" - 20x100 cm  
610010001760



**HOMELAND RYE**  
7<sup>3</sup>/<sub>4</sub>"x39<sup>3</sup>/<sub>8</sub>" - 20x100 cm  
610010001762



**HOMELAND WOOL**  
7<sup>3</sup>/<sub>4</sub>"x39<sup>3</sup>/<sub>8</sub>" - 20x100 cm  
610010001761

**MOSAICS & DECORS**



**HOMELAND WHEAT HERRINGBONE MOSAIC**  
9<sup>3</sup>/<sub>8</sub>"x11" - 24x28 cm  
(Mosaic 2"x6")  
610110000328



**HOMELAND SILO HERRINGBONE MOSAIC**  
9<sup>3</sup>/<sub>8</sub>"x11" - 24x28 cm  
(Mosaic 2"x6")  
610110000329



**HOMELAND RYE HERRINGBONE MOSAIC**  
9<sup>3</sup>/<sub>8</sub>"x11" - 24x28 cm  
(Mosaic 2"x6")  
610110000331



**HOMELAND WOOL HERRINGBONE MOSAIC**  
9<sup>3</sup>/<sub>8</sub>"x11" - 24x28 cm  
(Mosaic 2"x6")  
610110000330



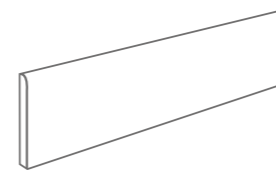
**HOMELAND SUN HERRINGBONE MOSAIC**  
9<sup>3</sup>/<sub>8</sub>"x11" - 24x28 cm  
(Mosaic 2"x6")  
610110000332



**HOMELAND CLOUD HERRINGBONE MOSAIC**  
9<sup>3</sup>/<sub>8</sub>"x11" - 24x28 cm  
(Mosaic 2"x6")  
610110000333

**COORDINATING TRIMS**

	Bullnose
	HOMELAND WHEAT 610130000911
	HOMELAND SILO 610130000912
	HOMELAND RYE 610130000914
	HOMELAND WOOL 610130000913



**Bullnose**  
2.5"x 20" - 6.2x50 cm

**homeland**

Homeland Sun Herringbone Mosaic 9<sup>3</sup>/<sub>8</sub>"x11" - 24x28 cm  
Homeland Wheat 7<sup>3</sup>/<sub>4</sub>"x39<sup>3</sup>/<sub>8</sub>" - 20x100 cm

**liberty**

Liberty Calacatta Centennial 12"x22" - 30.5x56 cm





**impression**  
 Impression White 11<sup>3</sup>/<sub>4</sub>"x23<sup>5</sup>/<sub>8</sub>" - 30x60 cm  
 Impression White Leaf Mosaic 14<sup>1</sup>/<sub>2</sub>"x8<sup>5</sup>/<sub>8</sub>" - 37x22 cm  
 Impression White Bullnose 3"x24" - 7.2x60cm

impression

- INSPIRED BY STONES FROM THE MEDITERRANEAN AREA
- MULTIPLE COLORS, SHADE VARIATION AND VEINING
- UNEVEN TEXTURE ON THE SURFACE TO PROVIDE A NATURAL EFFECT
- GREAT VERSATILITY FOR DIFFERENT INTERIOR DESIGN STYLES





# MEDITERRANEAN

UP-TO-DATE LOOK

*The Impression Collection interprets the essence of precious marble quarried in the Mediterranean area, formed through a metamorphic process of sedimentary stones.*

*The sinuous graphics of the surface, its multiple colors, impressive shade variations and veining allow great versatility for many interior design styles. Impression is suitable for multiple applications from wall to floor.*

impression

## Colors



WHITE



GRAY



TAUPE

**Shade variation**



WHITE



GRAY

COLORED BODY PORCELAIN TILE



TAUPE

impression



**impression**  
Impression White Leaf Mosaic 14<sup>1/2</sup>"x8<sup>5/8</sup>" - 37x22 cm

**impression**

Impression Taupe 23<sup>5/8</sup>"x47<sup>1/4</sup>" - 60x120 cm  
Impression White 23<sup>5/8</sup>"x47<sup>1/4</sup>" - 60x120 cm  
Impression Taupe Cove Base 6"x12" - 15x30 cm



impression



**impression**

Impression Taupe 23<sup>5</sup>/<sub>8</sub>"x47<sup>1</sup>/<sub>4</sub>" - 60x120 cm  
Impression White 23<sup>5</sup>/<sub>8</sub>"x47<sup>1</sup>/<sub>4</sub>" - 60x120 cm  
Impression Taupe Cove Base 6"x12" - 15x30 cm



**impression**

- Impression Gray 11<sup>3/4</sup>" x 23<sup>5/8</sup>" - 30x60 cm
- Impression White Mosaic 11<sup>3/4</sup>" x 11<sup>3/4</sup>" - 30x30 cm
- Impression White Leaf Mosaic 14<sup>1/2</sup>" x 8<sup>5/8</sup>" - 37x22 cm
- Impression Gray Leaf Mosaic 14<sup>1/2</sup>" x 8<sup>5/8</sup>" - 37x22 cm
- Impression Gray Bullnose 3" x 24" - 7.2x60 cm

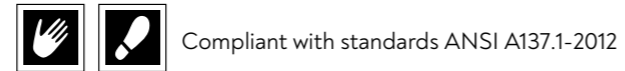
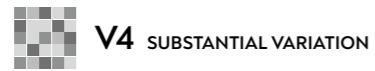
**impression**

Impression Gray  $11\frac{3}{4}'' \times 23\frac{5}{8}''$  - 30x60 cm  
Impression White Mosaic  $11\frac{3}{4}'' \times 11\frac{3}{4}''$  - 30x30 cm  
Impression White Leaf Mosaic  $14\frac{1}{2}'' \times 8\frac{5}{8}''$  - 37x22 cm



**impression**

Impression White Mosaic  $11\frac{3}{4}'' \times 11\frac{3}{4}''$  - 30x30 cm  
Impression Gray Leaf Mosaic  $14\frac{1}{2}'' \times 8\frac{5}{8}''$  - 37x22 cm



**SIZE**

11<sup>3</sup>/<sub>4</sub>" x 23<sup>5</sup>/<sub>8</sub>" - 30 x 60 cm  
23<sup>5</sup>/<sub>8</sub>" x 47<sup>1</sup>/<sub>4</sub>" - 60 x 120 cm

**THICKNESS**

9 mm

**FINISH**

MATTE



**IMPRESSION WHITE**  
11<sup>3</sup>/<sub>4</sub>" x 23<sup>5</sup>/<sub>8</sub>" - 30x60 cm  
610010002800



**IMPRESSION GRAY**  
11<sup>3</sup>/<sub>4</sub>" x 23<sup>5</sup>/<sub>8</sub>" - 30x60 cm  
610010002801



**IMPRESSION TAUPE**  
11<sup>3</sup>/<sub>4</sub>" x 23<sup>5</sup>/<sub>8</sub>" - 30x60 cm  
610010002802



**IMPRESSION WHITE**  
23<sup>5</sup>/<sub>8</sub>" x 47<sup>1</sup>/<sub>4</sub>" - 60x120 cm  
610010002803



**IMPRESSION GRAY**  
23<sup>5</sup>/<sub>8</sub>" x 47<sup>1</sup>/<sub>4</sub>" - 60x120 cm  
610010002804



**IMPRESSION TAUPE**  
23<sup>5</sup>/<sub>8</sub>" x 47<sup>1</sup>/<sub>4</sub>" - 60x120 cm  
610010002805

**MOSAICS & DECORS**



**IMPRESSION WHITE MOSAIC**  
11<sup>3</sup>/<sub>4</sub>" x 11<sup>3</sup>/<sub>4</sub>" - 30x30 cm  
(Mosaic 2"x2")  
610110000525



**IMPRESSION GRAY MOSAIC**  
11<sup>3</sup>/<sub>4</sub>" x 11<sup>3</sup>/<sub>4</sub>" - 30x30 cm  
(Mosaic 2"x2")  
610110000526



**IMPRESSION TAUPE MOSAIC**  
11<sup>3</sup>/<sub>4</sub>" x 11<sup>3</sup>/<sub>4</sub>" - 30x30 cm  
(Mosaic 2"x2")  
610110000527



**IMPRESSION WHITE LEAF MOSAIC**  
14<sup>1</sup>/<sub>2</sub>" x 8<sup>5</sup>/<sub>8</sub>" - 37x22 cm  
(Mosaic 2.4"x6")  
610110000536



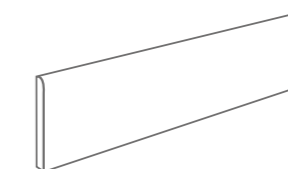
**IMPRESSION GRAY LEAF MOSAIC**  
14<sup>1</sup>/<sub>2</sub>" x 8<sup>5</sup>/<sub>8</sub>" - 37x22 cm  
(Mosaic 2.4"x6")  
610110000537



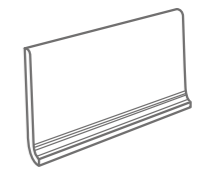
**IMPRESSION TAUPE LEAF MOSAIC**  
14<sup>1</sup>/<sub>2</sub>" x 8<sup>5</sup>/<sub>8</sub>" - 37x22 cm  
(Mosaic 2.4"x6")  
610110000538

**COORDINATING TRIMS**

	Bullnose	Cove base
<b>IMPRESSION WHITE</b>	610130004800	610130004811
<b>IMPRESSION GREY</b>	610130004801	610130004812
<b>IMPRESSION TAUPE</b>	610130004802	610130004813



**Bullnose**  
3"x24" - 7.2x60 cm



**Cove base**  
6"x12" - 15x30 cm 8.5mm



**liberty**

- Liberty Calacatta Centennial Prism Wall Mosaic 11"x11" - 28x28 cm
- Liberty Calacatta Centennial 12"x22" - 30.5x56 cm
- Liberty Calacatta Centennial Bullnose 3"x24" - 7.2x60 cm
- Liberty Calacatta Centennial 11<sup>3</sup>/<sub>4</sub>"x23<sup>5</sup>/<sub>8</sub>" - 30x60 cm
- Liberty Calacatta Centennial Chevron Mosaic 7<sup>1</sup>/<sub>2</sub>"x12<sup>3</sup>/<sub>8</sub>" - 19x31.5 cm
- Liberty Franklin Gray Mosaic 11<sup>3</sup>/<sub>4</sub>"x11<sup>3</sup>/<sub>4</sub>" - 30x30 cm

liberty

- DISTINGUISHED MARBLES
- DELICATE TO DEEP VEINS
- PRECIOUS GEOMETRIC MOSAICS
- BRIGHT WHITES TO COOL GRAYS
- MATCHING GLOSSY WALL TILE RANGE





# GRAND, BRILLIANT,

RENOWNED

*Marble has always been one of the most popular materials in the farmhouse trend, but this collection exudes an unmatched brilliance. Illuminate your home or working space with one of the four distinguished shades of sophistication. Available in highly refined shades, a complete range of sizes, and matching glossy wall tiles.*

liberty

Liberty Franklin Gray 11<sup>3</sup>/<sub>4</sub>"x23<sup>5</sup>/<sub>8</sub>" - 30x60 cm

[BACK TO INDEX](#)

liberty

## Colors



CALACATTA  
CENTENNIAL



NEW  
ENGLAND



MONUMENT  
CREAM



FRANKLIN  
GRAY

COLORED BODY PORCELAIN TILE

MARBLE LOOK LIBERTY

**Shade variation**



CALACATTA CENTENNIAL



NEW ENGLAND

COLORED BODY PORCELAIN TILE



MONUMENT CREAM



FRANKLIN GRAY

liberty

**liberty**

Liberty Calacatta Centennial Chevron Mosaic  $7\frac{1}{2}'' \times 12\frac{3}{8}''$  - 19x31.5 cm



**liberty**

Liberty New England  $11\frac{3}{4}'' \times 23\frac{5}{8}''$  - 30x60 cm

liberty

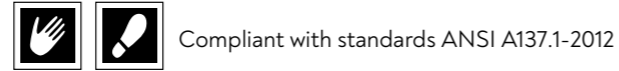


**liberty**  
Liberty Franklin Gray 11<sup>3</sup>/<sub>4</sub>"x23<sup>5</sup>/<sub>8</sub>" - 30x60 cm

**liberty**

Liberty Monument Cream Brick Mosaic 11<sup>3</sup>/<sub>4</sub>"x11<sup>3</sup>/<sub>4</sub>" - 30x30 cm  
Liberty Monument Cream 11<sup>3</sup>/<sub>4</sub>"x23<sup>5</sup>/<sub>8</sub>" - 30x60 cm





**SIZE**

11<sup>3</sup>/<sub>4</sub>" x 23<sup>5</sup>/<sub>8</sub>" - 30x60 cm

**THICKNESS**

9 mm

**FINISH**

MATTE



**LIBERTY CALACATTA CENTENNIAL**  
11<sup>3</sup>/<sub>4</sub>" x 23<sup>5</sup>/<sub>8</sub>" - 30x60 cm  
610010001750



**LIBERTY NEW ENGLAND**  
11<sup>3</sup>/<sub>4</sub>" x 23<sup>5</sup>/<sub>8</sub>" - 30x60 cm  
610010001751



**LIBERTY MONUMENT CREAM**  
11<sup>3</sup>/<sub>4</sub>" x 23<sup>5</sup>/<sub>8</sub>" - 30x60 cm  
610010001752



**LIBERTY FRANKLIN GRAY**  
11<sup>3</sup>/<sub>4</sub>" x 23<sup>5</sup>/<sub>8</sub>" - 30x60 cm  
610010001753

**liberty**  
Liberty New England 11<sup>3</sup>/<sub>4</sub>" x 23<sup>5</sup>/<sub>8</sub>" - 30x60 cm



**MOSAICS & DECORS**



**LIBERTY CALACATTA CENTENNIAL MOSAIC**  
11<sup>3</sup>/<sub>4</sub>" x 11<sup>3</sup>/<sub>4</sub>" - 30x30 cm  
(Mosaic 2"x2")  
610110000301



**LIBERTY NEW ENGLAND MOSAIC**  
11<sup>3</sup>/<sub>4</sub>" x 11<sup>3</sup>/<sub>4</sub>" - 30x30 cm  
(Mosaic 2"x2")  
610110000302



**LIBERTY MONUMENT CREAM MOSAIC**  
11<sup>3</sup>/<sub>4</sub>" x 11<sup>3</sup>/<sub>4</sub>" - 30x30 cm  
(Mosaic 2"x2")  
610110000303



**LIBERTY FRANKLIN GRAY MOSAIC**  
11<sup>3</sup>/<sub>4</sub>" x 11<sup>3</sup>/<sub>4</sub>" - 30x30 cm  
(Mosaic 2"x2")  
610110000304

**MOOD**



**LIBERTY CALACATTA CENTENNIAL BRICK MOSAIC**  
11<sup>3</sup>/<sub>4</sub>" x 11<sup>3</sup>/<sub>4</sub>" - 30x30 cm  
(Mosaic 2"x4")  
610110000334



**LIBERTY NEW ENGLAND BRICK MOSAIC**  
11<sup>3</sup>/<sub>4</sub>" x 11<sup>3</sup>/<sub>4</sub>" - 30x30 cm  
(Mosaic 2"x4")  
610110000335



**LIBERTY MONUMENT CREAM BRICK MOSAIC**  
11<sup>3</sup>/<sub>4</sub>" x 11<sup>3</sup>/<sub>4</sub>" - 30x30 cm  
(Mosaic 2"x4")  
610110000336



**LIBERTY FRANKLIN GRAY BRICK MOSAIC**  
11<sup>3</sup>/<sub>4</sub>" x 11<sup>3</sup>/<sub>4</sub>" - 30x30 cm  
(Mosaic 2"x4")  
610110000337



**LIBERTY CALACATTA CENTENNIAL CHEVRON MOSAIC**  
7<sup>1</sup>/<sub>2</sub>" x 12<sup>3</sup>/<sub>8</sub>" - 19x31.5 cm  
(Mosaic 2"x5")  
610110000338



**LIBERTY FRANKLIN GRAY CHEVRON MOSAIC**  
7<sup>1</sup>/<sub>2</sub>" x 12<sup>3</sup>/<sub>8</sub>" - 19x31.5 cm  
(Mosaic 2"x5")  
610110000339



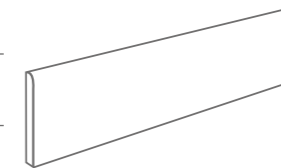
**LIBERTY FRANKLIN GRAY HONEYCOMB MOSAIC**  
9<sup>1</sup>/<sub>2</sub>" x 11<sup>7</sup>/<sub>8</sub>" - 24x30 cm  
(Mosaic 3.5"x3")  
600110000653




**LIBERTY FRANKLIN GRAY HONEYCOMB MOSAIC**  
9<sup>1</sup>/<sub>2</sub>" x 11<sup>7</sup>/<sub>8</sub>" - 24x30 cm  
(Mosaic 3.5"x3")  
600110000654

**COORDINATING TRIMS**

	Bullnose	Cove base
LIBERTY CALACATTA CENTENNIAL	610130000800	610130000804
LIBERTY NEW ENGLAND	610130000801	610130000900
LIBERTY MONUMENT CREAM	610130000802	610130000901
LIBERTY FRANKLIN GRAY	610130000803	610130000902



**Bullnose**  
3"x 24" - 7.2x60 cm



**Cove base**  
6"x12" - 15x30 cm - 8.5mm

**Shade variation**



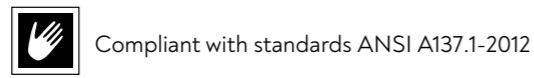
CALACATTA CENTENNIAL

WHITE BODY WALL TILE

**liberty**

Liberty Calacatta Centennial Wall Bullnose 2"x12" - 5x30.5 cm  
Liberty Calacatta Centennial Herringbone Wall Mosaic 11<sup>3</sup>/<sub>4</sub>"x11<sup>3</sup>/<sub>4</sub>" - 30x30 cm





**SIZE**

12"x 22" - 30.5x56 cm  
3 1/8" x 12 3/8" - 8x31.5 cm

**THICKNESS**

8.5 mm

**FINISH**

GLOSSY



**LIBERTY CALACATTA CENTENNIAL**  
12"x22" - 30.5x56 cm - Rectified - Glossy  
610010001900



**LIBERTY CALACATTA CENTENNIAL BRICK**  
3 1/8" x 12 3/8" - 8x31.5 cm - Glossy  
610010001901

**MOSAICS & DECORS**



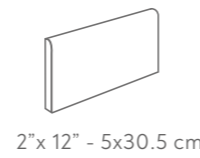
**LIBERTY CALACATTA CENTENNIAL HERRINGBONE WALL MOSAIC**  
11 3/4" x 11 3/4" - 30x30 cm  
(Mosaic 1"x2")  
610110000325



**LIBERTY CALACATTA CENTENNIAL PRISM WALL MOSAIC**  
11"x11" - 28x28 cm  
(Mosaic 2 3/4" x 5 1/2")  
610110000340

**COORDINATING TRIMS**

	Wall Bullnose
 LIBERTY CALACATTA CENTENNIAL	610140000090



**liberty**  
Liberty Calacatta Centennial Prism Wall Mosaic  
11"x11" - 28x28 cm

**liberty**

Liberty Calacatta Centennial Brick 3 1/8" x 12 3/8" - 8x31.5 cm  
Liberty Calacatta Centennial Herringbone Wall Mosaic 11 3/4" x 11 3/4" - 30x30 cm



outland  
Outland Silver 11<sup>3</sup>/<sub>4</sub>"x23<sup>5</sup>/<sub>8</sub>" - 30x60 cm  
Outland Pure Multi-hex Mosaic 8<sup>3</sup>/<sub>4</sub>"x10<sup>1</sup>/<sub>8</sub>" - 22x26 cm



outland

- A UNIQUE COMBINATION OF SANDSTONE AND LIMESTONE CREATE A MODERN STONE LOOKING PORCELAIN TILE
- DEVELOPED TO COMPLEMENT POPULAR INTERIOR DESIGN TRENDS, INCLUDING THE MODERN FARMHOUSE AND CONTEMPORARY LOOKS
- THE DETAILED TEXTURE DELIVERS A LIGHT THREE-DIMENSIONALITY TO THE SURFACE, GIVING THIS ELEGANT STONE-LOOK TILE A MORE NATURAL EFFECT
- GRAYSCALE PALETTE FEATURES SUBTLE VARIATIONS IN TONE, WITH WARM, DELICATE HUES
- SIZES AND TRIM READY FOR ANY RESIDENTIAL AND COMMERCIAL APPLICATION



outland


### Colors



# ENRICHED

MODERN STONE


*Enhance your designs with a three-dimensional tile that is not only stunning, but also unique. Designed to fit in different interior settings, Outland combines the deep effect of limestone grains with the white sandstone quartz inserts to deliver an amazing three-dimensionality to your surface, while creating a modern appeal.*



PURE



SILVER



GRAY



DARK

COLORED BODY PORCELAIN TILE

STONE LOOK OUTLAND

**Shade variation**



PURE



SILVER

COLORED BODY PORCELAIN TILE



GRAY



DARK

outland

**outland**  
Outland Silver 11<sup>3</sup>/<sub>4</sub>"x23<sup>5</sup>/<sub>8</sub>" - 30x60 cm



**outland**  
Outland Gray 23<sup>5</sup>/<sub>8</sub>"x47<sup>1</sup>/<sub>4</sub>" - 60x120 cm  
Outland Gray Bullnose 2<sup>7</sup>/<sub>8</sub>"x23<sup>5</sup>/<sub>8</sub>" - 7.2x60 cm

outland



outland

Outland Gray 23<sup>5</sup>/<sub>8</sub>"x47<sup>1</sup>/<sub>4</sub>" - 60x120 cm

Outland Gray Bullnose 27<sup>7</sup>/<sub>8</sub>"x23<sup>5</sup>/<sub>8</sub>" - 7.2x60 cm

[BACK TO INDEX](#)

outland



**outland**  
Outland Pure 11<sup>3</sup>/<sub>4</sub>"x23<sup>5</sup>/<sub>8</sub>" - 30x60 cm  
Outland Dark Mosaic 11<sup>3</sup>/<sub>4</sub>"x11<sup>3</sup>/<sub>4</sub>" - 30x30 cm  
Outland Pure Cove Base 5<sup>7</sup>/<sub>8</sub>"x11<sup>3</sup>/<sub>4</sub>" - 15x30 cm



outland

**outland**

- Outland Pure 11<sup>3</sup>/<sub>4</sub>"x23<sup>5</sup>/<sub>8</sub>" - 30x60cm
- Outland Dark Mosaic 11<sup>3</sup>/<sub>4</sub>"x11<sup>3</sup>/<sub>4</sub>" - 30x30cm
- Outland Pure Cove Base 5<sup>7</sup>/<sub>8</sub>"x11<sup>3</sup>/<sub>4</sub>" - 15x30cm



outland



**outland**

Outland Dark 23<sup>5/8</sup>"x47<sup>1/4</sup>" - 60x120 cm  
Outland Silver Multi-hex Mosaic 8<sup>3/4</sup>"x10<sup>1/8</sup>" - 22x26 cm  
Outland Dark Cove Base 5<sup>7/8</sup>"x11<sup>3/4</sup>" - 15x30cm



**outland**

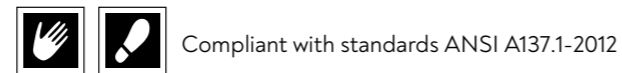
Outland Dark 23<sup>5/8</sup>"x47<sup>1/4</sup>" - 60x120 cm  
Outland Silver Multi-hex Mosaic 8<sup>3/4</sup>"x10<sup>1/8</sup>" - 22x26 cm  
Outland Dark Cove Base 5<sup>7/8</sup>"x11<sup>3/4</sup>" - 15x30cm

**outland**

Outland Dark 23<sup>5/8</sup>"x47<sup>1/4</sup>" - 60x120 cm







**SIZE**

11<sup>3</sup>/<sub>4</sub>" x 23<sup>5</sup>/<sub>8</sub>" - 30 x 60 cm  
23<sup>5</sup>/<sub>8</sub>" x 47<sup>1</sup>/<sub>4</sub>" - 60 x 120 cm

**THICKNESS**

9 mm

**FINISH**


MATTE



**OUTLAND PURE**  
11<sup>3</sup>/<sub>4</sub>" x 23<sup>5</sup>/<sub>8</sub>" - 30x60 cm  
610010004510



**OUTLAND SILVER**  
11<sup>3</sup>/<sub>4</sub>" x 23<sup>5</sup>/<sub>8</sub>" - 30x60 cm  
610010004511



**OUTLAND GRAY**  
11<sup>3</sup>/<sub>4</sub>" x 23<sup>5</sup>/<sub>8</sub>" - 30x60 cm  
610010004512



**OUTLAND DARK**  
11<sup>3</sup>/<sub>4</sub>" x 23<sup>5</sup>/<sub>8</sub>" - 30x60 cm  
610010004513




**OUTLAND PURE MULTI-HEX MOSAIC**  
8<sup>3</sup>/<sub>4</sub>" x 10<sup>1</sup>/<sub>8</sub>" - 22x26 cm  
(Mosaic 3.8"x1.6")  
610110000680



**OUTLAND SILVER MULTI-HEX MOSAIC**  
8<sup>3</sup>/<sub>4</sub>" x 10<sup>1</sup>/<sub>8</sub>" - 22x26 cm  
(Mosaic 3.8"x1.6")  
610110000681



**OUTLAND GRAY MULTI-HEX MOSAIC**  
8<sup>3</sup>/<sub>4</sub>" x 10<sup>1</sup>/<sub>8</sub>" - 22x26 cm  
(Mosaic 3.8"x1.6")  
610110000682



**OUTLAND DARK MULTI-HEX MOSAIC**  
8<sup>3</sup>/<sub>4</sub>" x 10<sup>1</sup>/<sub>8</sub>" - 22x26 cm  
(Mosaic 3.8"x1.6")  
610110000683

**MOSAICS & DECORS**



**OUTLAND PURE MOSAIC**  
11<sup>3</sup>/<sub>4</sub>" x 11<sup>3</sup>/<sub>4</sub>" - 30x30 cm  
(Mosaic 2"x2")  
610110000676



**OUTLAND SILVER MOSAIC**  
11<sup>3</sup>/<sub>4</sub>" x 11<sup>3</sup>/<sub>4</sub>" - 30x30 cm  
(Mosaic 2"x2")  
610110000677



**OUTLAND GRAY MOSAIC**  
11<sup>3</sup>/<sub>4</sub>" x 11<sup>3</sup>/<sub>4</sub>" - 30x30 cm  
(Mosaic 2"x2")  
610110000678



**OUTLAND DARK MOSAIC**  
11<sup>3</sup>/<sub>4</sub>" x 11<sup>3</sup>/<sub>4</sub>" - 30x30 cm  
(Mosaic 2"x2")  
610110000679

**MOOD**



**OUTLAND PURE MOOD**  
8<sup>3</sup>/<sub>4</sub>" x 10<sup>1</sup>/<sub>8</sub>" - 22x26 cm  
(Mosaic 3.8"x1.6")  
610110000680



**OUTLAND SILVER MOOD**  
8<sup>3</sup>/<sub>4</sub>" x 10<sup>1</sup>/<sub>8</sub>" - 22x26 cm  
(Mosaic 3.8"x1.6")  
610110000681



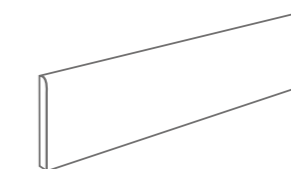
**OUTLAND GRAY MOOD**  
8<sup>3</sup>/<sub>4</sub>" x 10<sup>1</sup>/<sub>8</sub>" - 22x26 cm  
(Mosaic 3.8"x1.6")  
610110000682



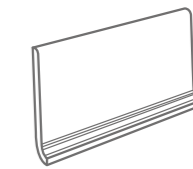
**OUTLAND DARK MOOD**  
8<sup>3</sup>/<sub>4</sub>" x 10<sup>1</sup>/<sub>8</sub>" - 22x26 cm  
(Mosaic 3.8"x1.6")  
610110000683

**COORDINATING TRIMS**

	Bullnose	Cove base
<b>OUTLAND PURE</b>	610130006005	610130006009
<b>OUTLAND SILVER</b>	610130006006	610130006010
<b>OUTLAND GRAY</b>	610130006007	610130006011
<b>OUTLAND DARK</b>	610130006008	610130006012



**Bullnose**  
3" x 24" - 7.2x60 cm



**Cove base**  
6" x 12" - 15x30 cm - 8.5mm



path  
Path White 11<sup>3</sup>/<sub>4</sub>"x23<sup>5</sup>/<sub>8</sub>" - 30x60 cm

path

- TRAVERTINE LOOK
- STYLISH AND DIGNIFIED
- ELEGANT, MODERN COLORS
- SWIRLING, DELICATE VEINS

path



# NATURAL STYLE

SPRINGS FORTH

*Inspired by vein-cut travertine, one of the most popular stones in architecture, Path adds warmth and naturalness to any space. The soft palette of colors and patterns are reminiscent of the natural artistry from underground springs and rivers that form this classic stone. The swirling, shifting surface effects draw attention to Path's reserved, subtle dignity – adding prestige without overwhelming the room.*

path

Path White 11<sup>3</sup>/<sub>4</sub>"x23<sup>5</sup>/<sub>8</sub>" - 30x60 cm

[BACK TO INDEX](#)

## Colors



WHITE



SILVER PEARL



MOKA

### Shade variation



WHITE



SILVER PEARL

### COLORED BODY PORCELAIN TILE



MOKA

path



path

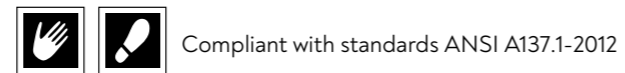
Path Moka 11<sup>3</sup>/<sub>4</sub>" x 23<sup>5</sup>/<sub>8</sub>" - 30x60 cm

Path White 11<sup>3</sup>/<sub>4</sub>" x 23<sup>5</sup>/<sub>8</sub>" - 30x60 cm

Path Moka Cove Base 6" x 12" - 15x30 cm

STONE LOOK PATH

COLORED BODY PORCELAIN TILE



**SIZE**

11<sup>3</sup>/<sub>4</sub>" x 23<sup>5</sup>/<sub>8</sub>" - 30x60 cm

**THICKNESS**

9 mm

**FINISH**

MATTE



**PATH WHITE**  
11<sup>3</sup>/<sub>4</sub>" x 23<sup>5</sup>/<sub>8</sub>" - 30x60 cm  
600010000921



**PATH SILVER PEARL**  
11<sup>3</sup>/<sub>4</sub>" x 23<sup>5</sup>/<sub>8</sub>" - 30x60 cm  
600010000920



**PATH MOKA**  
11<sup>3</sup>/<sub>4</sub>" x 23<sup>5</sup>/<sub>8</sub>" - 30x60 cm  
600010000919

**MOSAICS & DECORS**



**PATH WHITE NET MOSAIC**  
11<sup>3</sup>/<sub>4</sub>" x 11<sup>3</sup>/<sub>4</sub>" - 30x30 cm  
(Mosaic 1.5"x2")  
600110000259






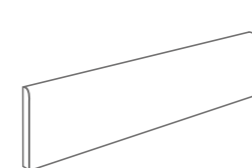
**PATH SILVER PEARL NET MOSAIC**  
11<sup>3</sup>/<sub>4</sub>" x 11<sup>3</sup>/<sub>4</sub>" - 30x30 cm  
(Mosaic 1.5"x2")  
600110000258




**PATH MOKA NET MOSAIC**  
11<sup>3</sup>/<sub>4</sub>" x 11<sup>3</sup>/<sub>4</sub>" - 30x30 cm  
(Mosaic 1.5"x2")  
600110000257

**COORDINATING TRIMS**

	Bullnose	Cove base
 <b>PATH WHITE</b>	600130000212	600130000239
 <b>PATH SILVER PEARL</b>	600130000211	600130000238
 <b>PATH MOKA</b>	600130000210	600130000237



**Bullnose**  
3"x 24" - 7.2x60 cm



**Cove base**  
6"x12" - 15x30 cm - 8.5mm

**path**

Path White 11<sup>3</sup>/<sub>4</sub>" x 23<sup>5</sup>/<sub>8</sub>" - 30x60 cm  
Path White Net Mosaic 11<sup>3</sup>/<sub>4</sub>" x 11<sup>3</sup>/<sub>4</sub>" - 30x30 cm  
Path Silver Pearl 11<sup>3</sup>/<sub>4</sub>" x 23<sup>5</sup>/<sub>8</sub>" - 30x60 cm





redeem  
Redeem Bourbon 73/4" x 39 3/8" - 20x100 cm

redeem

- RECLAIMED WOOD LOOK
- MIX OF ESSENCES FOR DYNAMIC SURFACES
- AUTHENTIC SAW MARKS, CRACKS AND KNOTS
- WEATHERED, WORN EFFECT



# THE WARMTH

OF WOOD

*Enjoy the character of reclaimed wood in an extremely durable tile. Redeem is handcrafted to deliver the truest personality and rustic effect. The worn surface looks even more authentic by virtue of the strong shades and realistic details. Wood grain, knots, and varying colors and patterns convey a vintage vibe.*

redeem

Redeem Gold 7<sup>3</sup>/<sub>4</sub>"x39<sup>3</sup>/<sub>8</sub>" - 20x100 cm  
 Redeem Wax 7<sup>3</sup>/<sub>4</sub>"x39<sup>3</sup>/<sub>8</sub>" - 20x100 cm

redeem

## Colors



WAX



GOLD



BOURBON



ASH

COLORED BODY PORCELAIN TILE

WOOD LOOK REDEEM



### Shade variation

### COLORED BODY PORCELAIN TILE



WAX



BOURBON



GOLD



ASH

redeem




redeem  
Redeem Gold 7<sup>3/4</sup>"x39<sup>3/8</sup>" - 20x100 cm

redeem  
Redeem Ash Tatami Mosaic 11<sup>3/4</sup>"x11<sup>3/4</sup>" - 30x30 cm  
Redeem Ash 7<sup>3/4</sup>"x39<sup>3/8</sup>" - 20x100 cm



redeem



BACK TO INDEX



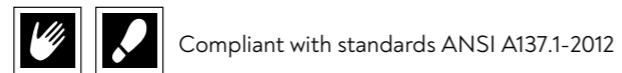

**redeem**

Redeem Gold 7<sup>3</sup>/<sub>4</sub>"x39<sup>3</sup>/<sub>8</sub>" - 20x100 cm

Redeem Wax 7<sup>3</sup>/<sub>4</sub>"x39<sup>3</sup>/<sub>8</sub>" - 20x100 cm

**redeem**

Redeem Bourbon 7<sup>3</sup>/<sub>4</sub>"x39<sup>3</sup>/<sub>8</sub>" - 20x100 cm



**SIZE**

7<sup>3</sup>/<sub>4</sub>"x39<sup>3</sup>/<sub>8</sub>" - 20x100 cm

**THICKNESS**

9 mm

**FINISH**

MATTE



**REDEEM WAX**  
7<sup>3</sup>/<sub>4</sub>"x39<sup>3</sup>/<sub>8</sub>" - 20x100 cm  
610010000838



**REDEEM GOLD**  
7<sup>3</sup>/<sub>4</sub>"x39<sup>3</sup>/<sub>8</sub>" - 20x100 cm  
610010000839




**REDEEM BOURBON**  
7<sup>3</sup>/<sub>4</sub>"x39<sup>3</sup>/<sub>8</sub>" - 20x100 cm  
610010000836



**REDEEM ASH**  
7<sup>3</sup>/<sub>4</sub>"x39<sup>3</sup>/<sub>8</sub>" - 20x100 cm  
610010000837

**MOSAICS & DECORS**




**REDEEM WAX MOSAIC**  
11<sup>3</sup>/<sub>4</sub>"x11<sup>3</sup>/<sub>4</sub>" - 30x30 cm  
(Mosaic 2"x2")  
600110000226




**REDEEM GOLD MOSAIC**  
11<sup>3</sup>/<sub>4</sub>"x11<sup>3</sup>/<sub>4</sub>" - 30x30 cm  
(Mosaic 2"x2")  
600110000227




**REDEEM BOURBON MOSAIC**  
11<sup>3</sup>/<sub>4</sub>"x11<sup>3</sup>/<sub>4</sub>" - 30x30 cm  
(Mosaic 2"x2")  
600110000224




**REDEEM ASH MOSAIC**  
11<sup>3</sup>/<sub>4</sub>"x11<sup>3</sup>/<sub>4</sub>" - 30x30 cm  
(Mosaic 2"x2")  
600110000225



**REDEEM WAX TATAMI MOSAIC**  
11<sup>3</sup>/<sub>4</sub>"x11<sup>3</sup>/<sub>4</sub>" - 30x30 cm  
(Mosaic 1"x6")  
600110000230



**REDEEM GOLD TATAMI MOSAIC**  
11<sup>3</sup>/<sub>4</sub>"x11<sup>3</sup>/<sub>4</sub>" - 30x30 cm  
(Mosaic 1"x6")  
600110000231



**REDEEM BOURBON TATAMI MOSAIC**  
11<sup>3</sup>/<sub>4</sub>"x11<sup>3</sup>/<sub>4</sub>" - 30x30 cm  
(Mosaic 1"x6")  
600110000228







**REDEEM ASH TATAMI MOSAIC**  
11<sup>3</sup>/<sub>4</sub>"x11<sup>3</sup>/<sub>4</sub>" - 30x30 cm  
(Mosaic 1"x6")  
600110000229

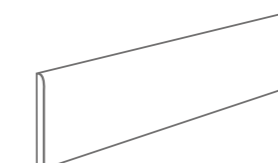
redeem

Redeem Gold 7<sup>6</sup>/<sub>8</sub>"x39<sup>3</sup>/<sub>8</sub>" - 20x100 cm



**COORDINATING TRIMS**

	Bullnose	
 REDEEM WAX		610130000420
 REDEEM GOLD		610130000421
 REDEEM BOURBON		610130000418
 REDEEM ASH		610130000419



**Bullnose**  
2.5"x 20" - 6.2x50 cm



reflex  
Reflex Mercury 23 7/8" x 47 1/4" - 60x120 cm  
Reflex Mercury Bullnose 3" x 24" - 7.2x60 cm  
Reflex Bright Peacock Mosaic 12 5/8" x 11 5/8" - 32x30 cm

reflex

- THE SHIMMERING LOOK OF METAL AND THE SOLID MOOD OF CONCRETE
- INFINITE TRANSFORMATIONS OF LIGHT AND REFLECTIONS
- URBAN FEELING AND MODERN TASTE
- AVAILABLE IN FOUR COLORS INSPIRED BY THE LUMINESCENCE OF THE METAL



EXPRESSIVENESS AND  
**BRIGHTNESS**

TO CONTEMPORARY SPACES

*The shimmering look of metal, with its infinite transformations of light and reflections, combined with the solid mood of concrete, add a urban feeling and a modern taste to every environment. Characterized by an extreme brightness, the Reflex Collection plays on perspectives to add expressiveness and vibrancy to contemporary spaces. Available in four colors inspired by the luminescence of metal, the collection is enriched by decorative mosaics which allow to customize any type of venue.*

reflex

Reflex Mercury 23<sup>5/8</sup>"x47<sup>1/4</sup>" - 60x120 cm  
 Reflex Mercury Bullnose 3"x24" - 7.2x60 cm

[BACK TO INDEX](#)

reflex

Colors



BRIGHT

MERCURY

TITANIUM

NIGHT

**Shade variation**



BRIGHT



MERCURY

COLORED BODY PORCELAIN TILE



TITANIUM



NIGHT



reflex

**reflex**  
Reflex Bright Peacock Mosaic 12<sup>5/8</sup>"x11<sup>5/8</sup>" - 32x30 cm

**reflex**  
Reflex Mercury 23<sup>5/8</sup>"x47<sup>1/4</sup>" - 60x120 cm





reflex



**reflex**  
Reflex Night 11<sup>3</sup>/<sub>4</sub>"x23<sup>5</sup>/<sub>8</sub>" - 30x60 cm  
Reflex Night Mosaic 11<sup>3</sup>/<sub>4</sub>"x11<sup>3</sup>/<sub>4</sub>" - 30x30 cm  
Reflex Mercury Mosaic 11<sup>3</sup>/<sub>4</sub>"x11<sup>3</sup>/<sub>4</sub>" - 30x30 cm

METAL LOOK REFLEX

COLORED BODY PORCELAIN TILE

reflex



**reflex**

Reflex Night 11<sup>3</sup>/<sub>4</sub>"x23<sup>5</sup>/<sub>8</sub>" - 30x60 cm  
Reflex Mercury Mosaic 11<sup>3</sup>/<sub>4</sub>"x11<sup>3</sup>/<sub>4</sub>" - 30x30 cm

**reflex**

Reflex Night Mosaic 11<sup>3</sup>/<sub>4</sub>"x11<sup>3</sup>/<sub>4</sub>" - 30x30 cm  
Reflex Mercury Mosaic 11<sup>3</sup>/<sub>4</sub>"x11<sup>3</sup>/<sub>4</sub>" - 30x30 cm



reflex



**reflex**  
Reflex Mercury 23<sup>5</sup>/<sub>8</sub>"x47<sup>1</sup>/<sub>4</sub>" - 60x120 cm  
Reflex Night Hexagon 9<sup>7</sup>/<sub>8</sub>"x8<sup>1</sup>/<sub>2</sub>" - 25x21.6 cm

reflex



reflex

Reflex Titanium 11<sup>3</sup>/<sub>4</sub>"x23<sup>5</sup>/<sub>8</sub>" - 30x60 cm  
Reflex Bright 11<sup>3</sup>/<sub>4</sub>"x23<sup>5</sup>/<sub>8</sub>" - 30x60 cm  
Reflex Titanium Cove Base 6"x12" - 15x30 cm

METAL LOOK REFLEX

COLORED BODY PORCELAIN TILE

reflex

**reflex**

Reflex Titanium 11<sup>3</sup>/<sub>4</sub>"x23<sup>5</sup>/<sub>8</sub>" - 30x60 cm  
Reflex Bright 11<sup>3</sup>/<sub>4</sub>"x23<sup>5</sup>/<sub>8</sub>" - 30x60 cm



**reflex**

Reflex Bright 11<sup>3</sup>/<sub>4</sub>"x23<sup>5</sup>/<sub>8</sub>" - 30x60 cm

reflex



reflex  
Trilogy Calacatta 23<sup>5/8</sup>"x47<sup>1/4</sup>" - 60x120 cm  
Reflex Titanium 23<sup>5/8</sup>"x47<sup>1/4</sup>" - 60x120 cm  
Reflex Titanium Hexagon 9<sup>7/8</sup>"x8<sup>1/2</sup>" - 25x21.6 cm


METAL LOOK REFLEX

COLORED BODY PORCELAIN TILE

reflex

**reflex**

Trilogy Calacatta 23<sup>5/8</sup>"x47<sup>1/4</sup>" - 60x120 cm  
Reflex Titanium 23<sup>5/8</sup>"x47<sup>1/4</sup>" - 60x120 cm  
Reflex Titanium Hexagon 9<sup>7/8</sup>"x8<sup>1/2</sup>" - 25x21.6 cm



reflex



reflex

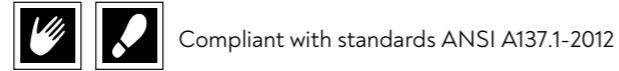
Reflex Bright 11<sup>3</sup>/<sub>4</sub>"x23<sup>5</sup>/<sub>8</sub>" - 30x60 cm

Reflex Bright Bullnose 3"x24" - 7.2x60 cm

METAL LOOK REFLEX

COLORED BODY PORCELAIN TILE





**SIZE**

11<sup>3</sup>/<sub>4</sub>" x 23<sup>5</sup>/<sub>8</sub>" - 30 x 60 cm  
 23<sup>5</sup>/<sub>8</sub>" x 47<sup>1</sup>/<sub>4</sub>" - 60 x 120 cm  
 9<sup>7</sup>/<sub>8</sub>" x 8<sup>1</sup>/<sub>2</sub>" - 25 x 21.6 cm

**THICKNESS**

9 mm

**FINISH**

MATTE



**REFLEX BRIGHT**  
 11<sup>3</sup>/<sub>4</sub>" x 23<sup>5</sup>/<sub>8</sub>" - 30x60 cm  
 610010003000



**REFLEX MERCURY**  
 11<sup>3</sup>/<sub>4</sub>" x 23<sup>5</sup>/<sub>8</sub>" - 30x60 cm  
 610010003001



**REFLEX TITANIUM**  
 11<sup>3</sup>/<sub>4</sub>" x 23<sup>5</sup>/<sub>8</sub>" - 30x60 cm  
 610010003002




**REFLEX NIGHT**  
 11<sup>3</sup>/<sub>4</sub>" x 23<sup>5</sup>/<sub>8</sub>" - 30x60 cm  
 610010003003



**REFLEX BRIGHT PEACOCK MOSAIC**  
 23<sup>5</sup>/<sub>8</sub>" x 47<sup>1</sup>/<sub>4</sub>" - 60x120 cm  
 610010003004




**REFLEX MERCURY PEACOCK MOSAIC**  
 23<sup>5</sup>/<sub>8</sub>" x 47<sup>1</sup>/<sub>4</sub>" - 60x120 cm  
 610010003005




**REFLEX TITANIUM PEACOCK MOSAIC**  
 23<sup>5</sup>/<sub>8</sub>" x 47<sup>1</sup>/<sub>4</sub>" - 60x120 cm  
 610010003006




**REFLEX NIGHT PEACOCK MOSAIC**  
 23<sup>5</sup>/<sub>8</sub>" x 47<sup>1</sup>/<sub>4</sub>" - 60x120 cm  
 610010003007



**REFLEX BRIGHT HEXAGON**  
 9<sup>7</sup>/<sub>8</sub>" x 8<sup>1</sup>/<sub>2</sub>" - 25x21.6 cm  
 610010004580



**REFLEX MERCURY HEXAGON**  
 9<sup>7</sup>/<sub>8</sub>" x 8<sup>1</sup>/<sub>2</sub>" - 25x21.6 cm  
 610010004581



**REFLEX TITANIUM HEXAGON**  
 9<sup>7</sup>/<sub>8</sub>" x 8<sup>1</sup>/<sub>2</sub>" - 25x21.6 cm  
 610010004582



**REFLEX NIGHT HEXAGON**  
 9<sup>7</sup>/<sub>8</sub>" x 8<sup>1</sup>/<sub>2</sub>" - 25x21.6 cm  
 610010004583


**MOSAICS & DECORS**




**REFLEX BRIGHT MOSAIC**  
 11<sup>3</sup>/<sub>4</sub>" x 11<sup>3</sup>/<sub>4</sub>" - 30x30 cm  
 (Mosaic 2"x2")  
 610110000570



**REFLEX MERCURY MOSAIC**  
 11<sup>3</sup>/<sub>4</sub>" x 11<sup>3</sup>/<sub>4</sub>" - 30x30 cm  
 (Mosaic 2"x2")  
 610110000571



**REFLEX TITANIUM MOSAIC**  
 11<sup>3</sup>/<sub>4</sub>" x 11<sup>3</sup>/<sub>4</sub>" - 30x30 cm  
 (Mosaic 2"x2")  
 610110000572



**REFLEX NIGHT MOSAIC**  
 11<sup>3</sup>/<sub>4</sub>" x 11<sup>3</sup>/<sub>4</sub>" - 30x30 cm  
 (Mosaic 2"x2")  
 610110000573

**MOOD**



**REFLEX BRIGHT PEACOCK MOSAIC**  
 12<sup>5</sup>/<sub>8</sub>" x 11<sup>5</sup>/<sub>8</sub>" - 32x30 cm  
 (Mosaic 4.1"x3.8")  
 610110000598



**REFLEX MERCURY PEACOCK MOSAIC**  
 12<sup>5</sup>/<sub>8</sub>" x 11<sup>5</sup>/<sub>8</sub>" - 32x30 cm  
 (Mosaic 4.1"x3.8")  
 610110000599



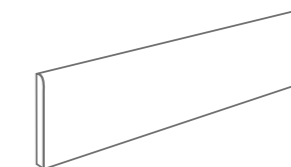
**REFLEX TITANIUM PEACOCK MOSAIC**  
 12<sup>5</sup>/<sub>8</sub>" x 11<sup>5</sup>/<sub>8</sub>" - 32x30 cm  
 (Mosaic 4.1"x3.8")  
 610110000600




**REFLEX NIGHT PEACOCK MOSAIC**  
 12<sup>5</sup>/<sub>8</sub>" x 11<sup>5</sup>/<sub>8</sub>" - 32x30 cm  
 (Mosaic 4.1"x3.8")  
 610110000601

**COORDINATING TRIMS**

	Bullnose	Cove base
REFLEX BRIGHT	610130004680	610130004684
REFLEX MERCURY	610130004681	610130004685
REFLEX TITANIUM	610130004682	610130004686
REFLEX NIGHT	610130004683	610130004687



**Bullnose**  
 3"x 24" - 7.2x60 cm



**Cove base**  
 6"x12" - 15x30 cm - 9 mm



ridge  
Ridge Anthracite 11<sup>3</sup>/<sub>4</sub>" x 23<sup>5</sup>/<sub>8</sub>" - 30x60 cm

ridge

- RAW, STONE LOOK
- DISTINCT VEINS
- ROUGH CUT APPEARANCE
- RUSTIC ROW MOSAIC



# AUTHENTICALLY

RUSTIC

*Traditional at first glance, Ridge is the peak of genuine personality.  
A detailed study of stone yielded this rustic translation with inserts of character.  
The raw, natural look is the cornerstone of simplicity, comfort, and rock-solid beauty.  
The veins and signs of Ridge are enhanced by the Row Mosaic,  
which combines different size tiles for a dynamic display.*

ridge

Ridge Beige Row Mosaic 11<sup>3</sup>/<sub>4</sub>"x11<sup>3</sup>/<sub>4</sub>" - 30x30 cm  
Ridge Ivory 11<sup>3</sup>/<sub>4</sub>"x23<sup>5</sup>/<sub>8</sub>" - 30x60 cm  
Ridge Ivory Bullnose 3"x24" - 7.2x60 cm

[BACK TO INDEX](#)

ridge

Colors



IVORY

BEIGE

GREIGE

ANTHRACITE

**Shade variation**



IVORY



BEIGE

COLORED BODY PORCELAIN TILE



GREIGE



ANTHRACITE

ridge



**ridge**

Ridge Greige 11<sup>3</sup>/<sub>4</sub>"x23<sup>5</sup>/<sub>8</sub>" - 30x60 cm  
Ridge Greige Bullnose 3"x24" - 7.2x60 cm

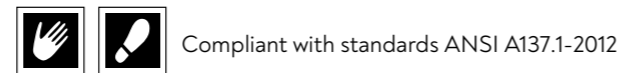


**ridge**

Ridge Beige 11<sup>3</sup>/<sub>4</sub>"x23<sup>5</sup>/<sub>8</sub>" - 30x60 cm  
Ridge Beige Cove Base 6"x12" - 15x30 cm

**redeem**

Redeem Ash 7<sup>6</sup>/<sub>8</sub>"x39<sup>3</sup>/<sub>8</sub>" - 20x100 cm



**SIZE**

11<sup>3</sup>/<sub>4</sub>" x 23<sup>5</sup>/<sub>8</sub>" - 30x60 cm

**THICKNESS**

9 mm

**FINISH**

MATTE



**RIDGE IVORY**  
11<sup>3</sup>/<sub>4</sub>" x 23<sup>5</sup>/<sub>8</sub>" - 30x60 cm  
600010000925



**RIDGE BEIGE**  
11<sup>3</sup>/<sub>4</sub>" x 23<sup>5</sup>/<sub>8</sub>" - 30x60 cm  
600010000923



**RIDGE GREIGE**  
11<sup>3</sup>/<sub>4</sub>" x 23<sup>5</sup>/<sub>8</sub>" - 30x60 cm  
600010000924



**RIDGE ANTHRACITE**  
11<sup>3</sup>/<sub>4</sub>" x 23<sup>5</sup>/<sub>8</sub>" - 30x60 cm  
600010000922

**MOSAICS & DECORS**




**RIDGE IVORY MOSAIC**  
11<sup>3</sup>/<sub>4</sub>" x 11<sup>3</sup>/<sub>4</sub>" - 30x30 cm  
(Mosaic 2"x2")  
600110000216




**RIDGE BEIGE MOSAIC**  
11<sup>3</sup>/<sub>4</sub>" x 11<sup>3</sup>/<sub>4</sub>" - 30x30 cm  
(Mosaic 2"x2")  
600110000217




**RIDGE GREIGE MOSAIC**  
11<sup>3</sup>/<sub>4</sub>" x 11<sup>3</sup>/<sub>4</sub>" - 30x30 cm  
(Mosaic 2"x2")  
600110000218




**RIDGE ANTHRACITE MOSAIC**  
11<sup>3</sup>/<sub>4</sub>" x 11<sup>3</sup>/<sub>4</sub>" - 30x30 cm  
(Mosaic 2"x2")  
600110000219




**RIDGE IVORY ROW MOSAIC**  
11<sup>3</sup>/<sub>4</sub>" x 11<sup>3</sup>/<sub>4</sub>" - 30x30 cm  
(Mosaic 2"x4")  
600110000220



**RIDGE BEIGE ROW MOSAIC**  
11<sup>3</sup>/<sub>4</sub>" x 11<sup>3</sup>/<sub>4</sub>" - 30x30 cm  
(Mosaic 2"x4")  
600110000221



**RIDGE GREIGE ROW MOSAIC**  
11<sup>3</sup>/<sub>4</sub>" x 11<sup>3</sup>/<sub>4</sub>" - 30x30 cm  
(Mosaic 2"x4")  
600110000222



**RIDGE ANTHRACITE ROW MOSAIC**  
11<sup>3</sup>/<sub>4</sub>" x 11<sup>3</sup>/<sub>4</sub>" - 30x30 cm  
(Mosaic 2"x4")  
600110000223

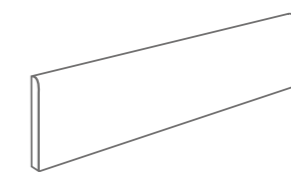
ridge

Ridge Beige Row Mosaic 11<sup>3</sup>/<sub>4</sub>" x 11<sup>3</sup>/<sub>4</sub>" - 30x30 cm




**COORDINATING TRIMS**

	Bullnose	Cove base
RIDGE IVORY	600130000204	600130000225
RIDGE BEIGE	600130000202	600130000226
RIDGE GREIGE	600130000203	600130000227
RIDGE ANTHRACITE	600130000201	600130000228



**Bullnose**  
3"x 24" - 7.2x60 cm



**Cove base**  
6"x12" - 15x30 cm - 8.5mm

rift  
Rift Blacktop 11<sup>3</sup>/<sub>4</sub>"x23<sup>5</sup>/<sub>8</sub>" - 30x60 cm  
Rift Gravel 11<sup>3</sup>/<sub>4</sub>"x23<sup>5</sup>/<sub>8</sub>" - 30x60 cm  
Rift Gravel Cove Base 6"x12" - 15x30 cm



rift

- CEMENT LOOK
- MULTIPLE GRAPHICS AND BRILLIANCE
- MULTICOLORED MOSAICS
- HANDMADE, STRONG APPEARANCE



# CEMENT

YOUR VISION

*Looking for an industrial, urban aesthetic? Rift gives any space the realistic details of cement through vivid graphics and four authentic colors. Inserts, cracks, and variations of light and shade are mixed to create decorative patterns that convey a contemporary, metropolitan look. Get the rugged elegance without the weight and maintenance of concrete.*

r i f t

## Colors



CHALK



GRAVEL



PORTLAND



BLACKTOP

COLORED BODY PORCELAIN TILE

CONCRETE LOOK RIFT

r i f t

Rift Shaded Chalk Herringbone Mosaic 9<sup>3</sup>/<sub>8</sub>"x11" - 24x28 cm

[BACK TO INDEX](#)



### Shade variation



CHALK



GRAVEL

### COLORED BODY PORCELAIN TILE



PORTLAND



BLACKTOP

rift



rift

Rift Gravel Herringbone Mosaic 9<sup>3</sup>/<sub>8</sub>"x11" - 24x28 cm  
Rift Shaded Chalk Herringbone Mosaic 9<sup>3</sup>/<sub>8</sub>"x11" - 24x28 cm  
Rift Chalk 11<sup>3</sup>/<sub>4</sub>"x23<sup>5</sup>/<sub>8</sub>" - 30x60 cm

rift



**rift**  
Rift Blacktop 11<sup>3</sup>/<sub>4</sub>"x23<sup>5</sup>/<sub>8</sub>" - 30x60 cm  
Rift Blacktop Cove Base 6"x12" - 15x30 cm

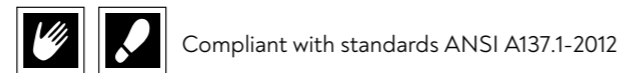
**redeem**  
Redeem Ash 7<sup>6</sup>/<sub>8</sub>"x39<sup>3</sup>/<sub>8</sub>" - 20x100 cm

CONCRETE LOOK RIFT

**rift**  
Rift Portland 11<sup>3</sup>/<sub>4</sub>"x23<sup>5</sup>/<sub>8</sub>" - 30x60 cm  
Rift Portland Cove Base 6"x12" - 15x30 cm



COLORED BODY PORCELAIN TILE



**SIZE**  
11<sup>3</sup>/<sub>4</sub>" x 23<sup>5</sup>/<sub>8</sub>" - 30x60 cm

**THICKNESS**  
9 mm

**FINISH**  
MATTE



**RIFT CHALK**  
11<sup>3</sup>/<sub>4</sub>" x 23<sup>5</sup>/<sub>8</sub>" - 30x60 cm  
600010002004



**RIFT GRAVEL**  
11<sup>3</sup>/<sub>4</sub>" x 23<sup>5</sup>/<sub>8</sub>" - 30x60 cm  
600010002005



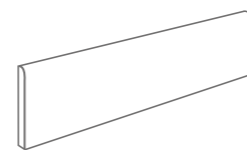
**RIFT PORTLAND**  
11<sup>3</sup>/<sub>4</sub>" x 23<sup>5</sup>/<sub>8</sub>" - 30x60 cm  
600010002006




**RIFT BLACKTOP**  
11<sup>3</sup>/<sub>4</sub>" x 23<sup>5</sup>/<sub>8</sub>" - 30x60 cm  
600010002007

**COORDINATING TRIMS**

	Bullnose	Cove base
RIFT CHALK	610130000500	600130000500
RIFT GRAVEL	610130000501	600130000501
RIFT PORTLAND	610130000502	600130000502
RIFT BLACKTOP	610130000503	600130000503




**Bullnose**  
3" x 24" - 7.2x60 cm



**Cove base**  
6" x 12" - 15x30 cm - 8.5mm

**MOSAICS & DECORS**



**RIFT CHALK MOSAIC**  
11<sup>3</sup>/<sub>4</sub>" x 11<sup>3</sup>/<sub>4</sub>" - 30x30 cm  
(Mosaic 2"x2")  
600110000805



**RIFT GRAVEL MOSAIC**  
11<sup>3</sup>/<sub>4</sub>" x 11<sup>3</sup>/<sub>4</sub>" - 30x30 cm  
(Mosaic 2"x2")  
600110000806



**RIFT PORTLAND MOSAIC**  
11<sup>3</sup>/<sub>4</sub>" x 11<sup>3</sup>/<sub>4</sub>" - 30x30 cm  
(Mosaic 2"x2")  
600110000807



**RIFT BLACKTOP MOSAIC**  
11<sup>3</sup>/<sub>4</sub>" x 11<sup>3</sup>/<sub>4</sub>" - 30x30 cm  
(Mosaic 2"x2")  
600110000798



**RIFT BLACKTOP HERRINGBONE MOSAIC**  
9<sup>3</sup>/<sub>8</sub>" x 11" - 24x28 cm  
(Mosaic 2"x6")  
600110000821



**RIFT DARK PORTLAND HERRINGBONE MOSAIC**  
9<sup>3</sup>/<sub>8</sub>" x 11" - 24x28 cm  
(Mosaic 2"x6")  
600110000824

**MOOD**



**RIFT CHALK HERRINGBONE MOSAIC**  
9<sup>3</sup>/<sub>8</sub>" x 11" - 24x28 cm  
(Mosaic 2"x6")  
600110000818



**RIFT GRAVEL HERRINGBONE MOSAIC**  
9<sup>3</sup>/<sub>8</sub>" x 11" - 24x28 cm  
(Mosaic 2"x6")  
600110000819



**RIFT PORTLAND HERRINGBONE MOSAIC**  
9<sup>3</sup>/<sub>8</sub>" x 11" - 24x28 cm  
(Mosaic 2"x6")  
600110000820



**RIFT SHADED CHALK HERRINGBONE MOSAIC**  
9<sup>3</sup>/<sub>8</sub>" x 11" - 24x28 cm  
(Mosaic 2"x6")  
600110000822



**RIFT LIGHT GRAVEL HERRINGBONE MOSAIC**  
9<sup>3</sup>/<sub>8</sub>" x 11" - 24x28 cm  
(Mosaic 2"x6")  
600110000823



rooted  
Rooted Gray 11<sup>3</sup>/<sub>4</sub>"x23<sup>5</sup>/<sub>8</sub>" - 30x60 cm  
Rooted White Mosaic 11<sup>3</sup>/<sub>4</sub>"x11<sup>3</sup>/<sub>4</sub>" - 30x30 cm

rooted

- A BLEND OF STONE AND MARBLE LOOK
- AGED, SCRATCHED AND CONSUMED
- UNIQUE STYLE GIVES EVERY VENUE A MODERN YET URBAN TOUCH
- WIDE COLOR PALETTE AND SHADE VARIATIONS
- RICH IN DETAILS AND SUITABLE FOR DIFFERENT SPACES



# THE ELEGANCE

OF MARBLE, THE BOLDNESS OF STONE

*The Rooted Collection mixes the two most decorative and rich in graphic materials for interior design.*

*The marked veins of marbles are combined with the bold appearance of soapstone, creating a unique look which gives every venue a modern yet urban touch.*

*The overall aspect is timeworn and scratched, with a wide color palette which includes dramatic modern shades like white and dark gray and more traditional ones like ivory and medium gray.*

*The result is a product rich in details that is suitable for different spaces, from industrial residential to rustic commercial.*


rooted

Rooted Gray 11<sup>3</sup>/<sub>4</sub>"x23<sup>5</sup>/<sub>8</sub>"- 30x60 cm

[BACK TO INDEX](#)

rooted

## Colors



WHITE



IVORY



GRAY



ANTHRACITE

COLORED BODY PORCELAIN TILE

STONE LOOK ROOTED

**Shade variation**



WHITE



IVORY

COLORED BODY PORCELAIN TILE



GRAY



ANTHRACITE

rooted



rooted

Rooted Anthracite 11<sup>3</sup>/<sub>4</sub>"x23<sup>5</sup>/<sub>8</sub>"- 30x60 cm  
Rooted Ivory 11<sup>3</sup>/<sub>4</sub>"x23<sup>5</sup>/<sub>8</sub>"- 30x60 cm

STONE LOOK ROOTED

COLORED BODY PORCELAIN TILE



rooted



**rooted**

Rooted Anthracite 11<sup>3</sup>/<sub>4</sub>"x23<sup>5</sup>/<sub>8</sub>"- 30x60 cm  
Rooted Ivory 11<sup>3</sup>/<sub>4</sub>"x23<sup>5</sup>/<sub>8</sub>"- 30x60 cm

STONE LOOK ROOTED

COLORED BODY PORCELAIN TILE

rooted



rooted

Rooted Ivory 11<sup>3/4</sup>"x23<sup>5/8</sup>"- 30x60 cm  
Rooted Ivory Bullnose 3"x24"- 7.2x60 cm

STONE LOOK ROOTED

COLORED BODY PORCELAIN TILE

rooted



**rooted**

Rooted Ivory 11<sup>3</sup>/<sub>4</sub>"x23<sup>5</sup>/<sub>8</sub>"- 30x60 cm  
Rooted Ivory Bullnose 3"x24"- 7.2x60 cm



rooted



rooted

Rooted White 11<sup>3</sup>/<sub>4</sub>"x23<sup>5</sup>/<sub>8</sub>" - 30x60 cm  
Rooted White Bullnose 3"x24" - 7.2x60 cm  
Rooted Light Basket Weave Mosaic 12<sup>7</sup>/<sub>8</sub>"x12<sup>7</sup>/<sub>8</sub>" - 33x33 cm

STONE LOOK ROOTED

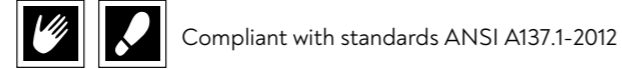
COLORED BODY PORCELAIN TILE

rooted

**rooted**  
Rooted Light Basket Weave Mosaic 12<sup>7</sup>/<sub>8</sub>"x12<sup>7</sup>/<sub>8</sub>"- 33x33 cm

**rooted**  
Rooted White 11<sup>3</sup>/<sub>4</sub>"x23<sup>5</sup>/<sub>8</sub>"- 30x60 cm  
Rooted White Bullnose 3"x24"- 7.2x60 cm





**SIZE**


11<sup>3</sup>/<sub>4</sub>" x 23<sup>5</sup>/<sub>8</sub>" - 30 x 60 cm

**THICKNESS**

9 mm

**FINISH**

MATTE



**ROOTED WHITE**  
11<sup>3</sup>/<sub>4</sub>" x 23<sup>5</sup>/<sub>8</sub>" - 30x60 cm  
610010003008



**ROOTED IVORY**  
11<sup>3</sup>/<sub>4</sub>" x 23<sup>5</sup>/<sub>8</sub>" - 30x60 cm  
610010003009




**ROOTED GRAY**  
11<sup>3</sup>/<sub>4</sub>" x 23<sup>5</sup>/<sub>8</sub>" - 30x60 cm  
610010003030



**ROOTED ANTHRACITE**  
11<sup>3</sup>/<sub>4</sub>" x 23<sup>5</sup>/<sub>8</sub>" - 30x60 cm  
610010003031

**MOSAICS & DECORS**



**ROOTED WHITE MOSAIC**  
11<sup>3</sup>/<sub>4</sub>" x 11<sup>3</sup>/<sub>4</sub>" - 30x30 cm  
(Mosaic 2"x2")  
610110000581



**ROOTED IVORY MOSAIC**  
11<sup>3</sup>/<sub>4</sub>" x 11<sup>3</sup>/<sub>4</sub>" - 30x30 cm  
(Mosaic 2"x2")  
610110000582



**ROOTED GRAY MOSAIC**  
11<sup>3</sup>/<sub>4</sub>" x 11<sup>3</sup>/<sub>4</sub>" - 30x30 cm  
(Mosaic 2"x2")  
610110000583



**ROOTED ANTHRACITE MOSAIC**  
11<sup>3</sup>/<sub>4</sub>" x 11<sup>3</sup>/<sub>4</sub>" - 30x30 cm  
(Mosaic 2"x2")  
610110000584

**MOOD**



**ROOTED LIGHT BASKET WEAVE MOSAIC**  
12<sup>7</sup>/<sub>8</sub>" x 12<sup>7</sup>/<sub>8</sub>" - 33x33 cm  
(Mosaic 2.8"x1.4")  
610110000596



**ROOTED DARK BASKET WEAVE MOSAIC**  
12<sup>7</sup>/<sub>8</sub>" x 12<sup>7</sup>/<sub>8</sub>" - 33x33 cm  
(Mosaic 2.8"x1.4")  
610110000597

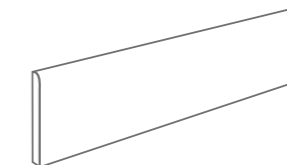


**rooted**


Rooted Gray 11<sup>3</sup>/<sub>4</sub>" x 23<sup>5</sup>/<sub>8</sub>" - 30x60 cm  
Rooted White Mosaic 11<sup>3</sup>/<sub>4</sub>" x 11<sup>3</sup>/<sub>4</sub>" - 30x30 cm

**COORDINATING TRIMS**

	Bullnose	Cove base
ROOTED WHITE	610130004688	610130004692
ROOTED IVORY	610130004689	610130004693
ROOTED GRAY	610130004690	610130004694
ROOTED ANTHRACITE	610130004691	610130004695



**Bullnose**  
3" x 24" - 7.2x60 cm



**Cove base**  
6" x 12" - 15x30 cm - 9 mm

shore  
Shore Crest Oblik Mosaic 11<sup>3</sup>/<sub>4</sub>"x11<sup>3</sup>/<sub>4</sub>" - 30x30 cm  
Shore Crest 23<sup>5</sup>/<sub>8</sub>"x47<sup>1</sup>/<sub>4</sub>" - 60x120 cm  
Shore Crest Bullnose 3"x24" - 7.2x60 cm

shore

- INSPIRED BY CROSS-CUT TRAVERTINE
- VISIBLE BUT DELICATE VEINS
- UPDATED, MODERN LOOK
- WIDE SELECTION OF NEUTRAL, POPULAR SHADES



# CONTEMPORARY,

ETERNAL BEAUTY

*The typical curved veins of the cross-cut travertine are masterfully embodied in our Shore Collection. The natural essence of this renowned stone is enhanced by the visible but delicate veins on the surface and the wide selection of neutral shades, making this collection extremely versatile and consistent with today's coastal trend.*

shore

Shore Crest 23<sup>5/8</sup>"x47<sup>1/4</sup>" - 60x120 cm  
 Shore Crest Oblik Mosaic 11<sup>3/4</sup>"x11<sup>3/4</sup>" - 30x30 cm  
 Shore Crest Bullnose 3"x24" - 7.2x60 cm

[BACK TO INDEX](#)

shore

## Colors



CREST



SAND



MARINE

COLORED BODY PORCELAIN TILE

STONE LOOK SHORE



**Shade variation**



CREST



SAND

COLORED BODY PORCELAIN TILE



MARINE

shore

STONE LOOK SHORE

COLORED BODY PORCELAIN TILE



shore  
Shore Sand 23<sup>5</sup>/<sub>8</sub>"x47<sup>1</sup>/<sub>4</sub>" - 60x120 cm  
Shore Sand Bullnose 3"x24" - 7.2x60 cm

shore



shore

Shore Crest Cubik Mosaic 9"x9" - 23x23 cm  
Shore Marine 23<sup>5</sup>/<sub>8</sub>"x47<sup>1</sup>/<sub>4</sub>" - 60x120 cm  
Shore Marine Cove Base 6"x12" - 15x80 cm

STONE LOOK SHORE

COLORED BODY PORCELAIN TILE

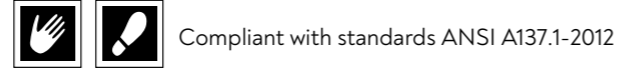
shore



shore  
Shore Marine 23<sup>5/8</sup>"x47<sup>1/4</sup>" - 60x120 cm

shore  
Shore Crest Cubik Mosaic 9"x9" - 23x23 cm  
Shore Marine 23<sup>5/8</sup>"x47<sup>1/4</sup>" - 60x120 cm





**SIZE**

11<sup>3</sup>/<sub>4</sub>" x 23<sup>5</sup>/<sub>8</sub>" - 30x60 cm  
23<sup>5</sup>/<sub>8</sub>" x 47<sup>1</sup>/<sub>4</sub>" - 60x120 cm

**THICKNESS**

9 mm

**FINISH**

MATTE



**SHORE CREST**  
11<sup>3</sup>/<sub>4</sub>" x 23<sup>5</sup>/<sub>8</sub>" - 30x60 cm  
610010002259



**SHORE SAND**  
11<sup>3</sup>/<sub>4</sub>" x 23<sup>5</sup>/<sub>8</sub>" - 30x60 cm  
610010002260



**SHORE MARINE**  
11<sup>3</sup>/<sub>4</sub>" x 23<sup>5</sup>/<sub>8</sub>" - 30x60 cm  
610010002261



**SHORE CREST OBLIK MOSAIC**  
23<sup>5</sup>/<sub>8</sub>" x 47<sup>1</sup>/<sub>4</sub>" - 60x120 cm  
610010002350



**SHORE SAND OBLIK MOSAIC**  
23<sup>5</sup>/<sub>8</sub>" x 47<sup>1</sup>/<sub>4</sub>" - 60x120 cm  
610010002351



**SHORE MARINE OBLIK MOSAIC**  
23<sup>5</sup>/<sub>8</sub>" x 47<sup>1</sup>/<sub>4</sub>" - 60x120 cm  
610010002352

**MOSAICS & DECORS**



**SHORE CREST MOSAIC**  
11<sup>3</sup>/<sub>4</sub>" x 11<sup>3</sup>/<sub>4</sub>" - 30x30 cm  
(Mosaic 2"x2")  
600110000610



**SHORE SAND MOSAIC**  
11<sup>3</sup>/<sub>4</sub>" x 11<sup>3</sup>/<sub>4</sub>" - 30x30 cm  
(Mosaic 2"x2")  
600110000611



**SHORE MARINE MOSAIC**  
11<sup>3</sup>/<sub>4</sub>" x 11<sup>3</sup>/<sub>4</sub>" - 30x30 cm  
(Mosaic 2"x2")  
600110000612



**SHORE CREST OBLIK MOSAIC**  
11<sup>3</sup>/<sub>4</sub>" x 11<sup>3</sup>/<sub>4</sub>" - 30x30 cm  
(Mosaic 6"x6")  
600110000613



**SHORE SAND OBLIK MOSAIC**  
11<sup>3</sup>/<sub>4</sub>" x 11<sup>3</sup>/<sub>4</sub>" - 30x30 cm  
(Mosaic 6"x6")  
600110000614



**SHORE MARINE OBLIK MOSAIC**  
11<sup>3</sup>/<sub>4</sub>" x 11<sup>3</sup>/<sub>4</sub>" - 30x30 cm  
(Mosaic 6"x6")  
600110000615



**SHORE CREST CUBIK MOSAIC**  
9"x9" - 23x23 cm  
(Mosaic 4.4"x4.4")  
600110000634






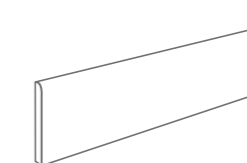
**SHORE SAND CUBIK MOSAIC**  
9"x9" - 23x23 cm  
(Mosaic 4.4"x4.4")  
600110000635




**SHORE MARINE CUBIK MOSAIC**  
9"x9" - 23x23 cm  
(Mosaic 4.4"x4.4")  
600110000636

**COORDINATING TRIMS**

	Bullnose	Cove base
 <b>SHORE CREST</b>	610130004027	610130004030
 <b>SHORE SAND</b>	610130004028	610130004031
 <b>SHORE MARINE</b>	610130004029	610130004032



**Bullnose**  
3"x 24" - 7.2x60 cm



**Cove base**  
6"x12" - 15x30 cm - 8.5mm



**trilogy**  
Trilogy Calacatta 23<sup>5</sup>/<sub>8</sub>" x 47<sup>1</sup>/<sub>4</sub>" - 60x120 cm  
Trilogy Calacatta Arabesque Mosaic 13" x 12<sup>5</sup>/<sub>8</sub>" - 33x32 cm

trilogy

- INSPIRED BY THE MOST SOUGHT-AFTER WHITE MARBLES
- VERSATILE AND ELEGANT
- BRIGHT WHITE COLOR AND RICH VARIATION IN SHADES
- SUITABLE FOR DIFFERENT TYPES OF INTERIOR STYLES



# REFINEMENT

## AND AUTHENTICITY

*The Trilogy collection mixes a refined selection of the most sought-after white marbles quarried from the most renowned sites in the world: Italy and Greece. Shades represent the common theme between these precious stones which have been carefully selected for their bright white color and gray veins that vary depending on the original material, giving each a unique appeal and enhancing its own identity. Thanks to the reputation and the look of the natural stone, marble-look surfaces can be matched with different types of interior styles, from the most classic and elegant to the modern ones.*

trilogy

Trilogy Calacatta 23<sup>5</sup>/<sub>8</sub>"x47<sup>1</sup>/<sub>4</sub>" - 60x120 cm  
 Trilogy Calacatta Arabesque Mosaic 13"x12<sup>5</sup>/<sub>8</sub>" - 33x32 cm

trilogy

## Colors



VOLAKAS ROYAL



CARRARA CLASSIC



CALACATTA

**Shade variation**



VOLAKAS ROYAL



CARRARA CLASSIC

COLORED BODY PORCELAIN TILE



CALACATTA



trilogy



**trilogy**

Trilogy Volakas Royal 23<sup>5</sup>/<sub>8</sub>"x47<sup>1</sup>/<sub>4</sub>" - 60x120 cm  
Trilogy Volakas Royal Cove Base 6"x12" - 15x30 cm

**trilogy**

Trilogy Calacatta 23<sup>5</sup>/<sub>8</sub>"x47<sup>1</sup>/<sub>4</sub>" - 60x120 cm  
Trilogy Calacatta Arabesque Mosaic 13"x12<sup>5</sup>/<sub>8</sub>" - 33x32 cm



trilogy

Trilogy Volakas Royal 23<sup>5/8</sup>"x47<sup>1/4</sup>" - 60x120 cm  
Trilogy Volakas Royal Cove Base 6"x12" - 15x30 cm

trilogy



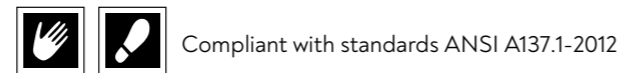
trilogy

Trilogy Carrara Classic  $11\frac{3}{4}'' \times 23\frac{5}{8}''$  - 30x60 cm  
Trilogy Carrara Classic Bullnose  $3'' \times 24''$  - 7.2x60 cm  
Trilogy Carrara Classic Mosaic  $11\frac{3}{4}'' \times 11\frac{3}{4}''$  - 30x30 cm  
Trilogy Chevron Mix Mosaic  $14\frac{1}{8}'' \times 9\frac{7}{8}''$  - 36x25 cm

**trilogy**

Trilogy Carrara Classic  $11\frac{3}{4}'' \times 23\frac{5}{8}''$  - 30x60 cm  
Trilogy Carrara Classic Bullnose  $3'' \times 24''$  - 7.2x60 cm  
Trilogy Carrara Classic Mosaic  $11\frac{3}{4}'' \times 11\frac{3}{4}''$  - 30x30 cm  
Trilogy Chevron Mix Mosaic  $14\frac{1}{8}'' \times 9\frac{7}{8}''$  - 36x25 cm





**SIZE**


11<sup>3/4</sup>" x 23<sup>5/8</sup>" - 30 x 60 cm  
23<sup>5/8</sup>" x 47<sup>1/4</sup>" - 60 x 120 cm

**THICKNESS**

9 mm

**FINISH**

MATTE



**TRIOLOGY VOLAKAS ROYAL**  
11<sup>3/4</sup>" x 23<sup>5/8</sup>" - 30x60 cm  
610010003032



**TRIOLOGY CARRARA CLASSIC**  
11<sup>3/4</sup>" x 23<sup>5/8</sup>" - 30x60 cm  
610010003033



**TRIOLOGY CALACATTA**  
11<sup>3/4</sup>" x 23<sup>5/8</sup>" - 30x60 cm  
610010003034




**TRIOLOGY VOLAKAS ROYAL CHEVRON MOSAIC**  
14<sup>1/8</sup>" x 9<sup>7/8</sup>" - 36x25 cm  
(Mosaic 7.1"x1.2")  
610110000589



**TRIOLOGY CARRARA CLASSIC CHEVRON MOSAIC**  
14<sup>1/8</sup>" x 9<sup>7/8</sup>" - 36x25 cm  
(Mosaic 7.1"x1.2")  
610110000590



**TRIOLOGY CALACATTA ARABESQUE MOSAIC**  
13"x12<sup>5/8</sup>" - 33x32 cm  
(Mosaic 2.7"x4.1")  
610110000593



**TRIOLOGY CARRARA CLASSIC ARABESQUE MOSAIC**  
13"x12<sup>5/8</sup>" - 33x32 cm  
(Mosaic 2.7"x4.1")  
610110000594

**TRIOLOGY CALACATTA ARABESQUE MOSAIC**  
13"x12<sup>5/8</sup>" - 33x32 cm  
(Mosaic 2.7"x4.1")  
610110000595

\* Chevron Mix Mosaic includes Carrara Classic & Reflex Night

**MOSAICS & DECORS**



**TRIOLOGY VOLAKAS ROYAL MOSAIC**  
11<sup>3/4</sup>" x 11<sup>3/4</sup>" - 30x30 cm  
(Mosaic 2"x2")  
610110000585



**TRIOLOGY CARRARA CLASSIC MOSAIC**  
11<sup>3/4</sup>" x 11<sup>3/4</sup>" - 30x30 cm  
(Mosaic 2"x2")  
610110000586



**TRIOLOGY CALACATTA MOSAIC**  
11<sup>3/4</sup>" x 11<sup>3/4</sup>" - 30x30 cm  
(Mosaic 2"x2")  
610110000587

**MOOD**



**TRIOLOGY VOLAKAS ROYAL CHEVRON MOSAIC**  
14<sup>1/8</sup>" x 9<sup>7/8</sup>" - 36x25 cm  
(Mosaic 7.1"x1.2")  
610110000589



**TRIOLOGY CARRARA CLASSIC CHEVRON MOSAIC**  
14<sup>1/8</sup>" x 9<sup>7/8</sup>" - 36x25 cm  
(Mosaic 7.1"x1.2")  
610110000590



**TRIOLOGY CALACATTA CHEVRON MOSAIC**  
14<sup>1/8</sup>" x 9<sup>7/8</sup>" - 36x25 cm  
(Mosaic 7.1"x1.2")  
610110000591



**TRIOLOGY CHEVRON MIX MOSAIC\***  
14<sup>1/8</sup>" x 9<sup>7/8</sup>" - 36x25 cm  
(Mosaic 7.1"x1.2")  
610110000592



**TRIOLOGY VOLAKAS ROYAL ARABESQUE MOSAIC**  
13"x12<sup>5/8</sup>" - 33x32 cm  
(Mosaic 2.7"x4.1")  
610110000593






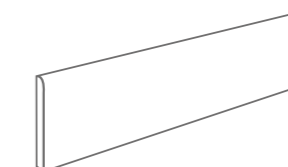
**TRIOLOGY CARRARA CLASSIC ARABESQUE MOSAIC**  
13"x12<sup>5/8</sup>" - 33x32 cm  
(Mosaic 2.7"x4.1")  
610110000594



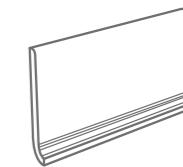
**TRIOLOGY CALACATTA ARABESQUE MOSAIC**  
13"x12<sup>5/8</sup>" - 33x32 cm  
(Mosaic 2.7"x4.1")  
610110000595

**COORDINATING TRIMS**

	Bullnose	Cove base
 <b>TRIOLOGY VOLAKAS ROYAL</b>	610130004696	610130004699
 <b>TRIOLOGY CARRARA CLASSIC</b>	610130004697	610130004700
 <b>TRIOLOGY CALACATTA</b>	610130004698	610130004701



**Bullnose**  
3"x 24" - 7.2x60 cm



**Cove base**  
6"x12" - 15x30 cm - 8.5mm

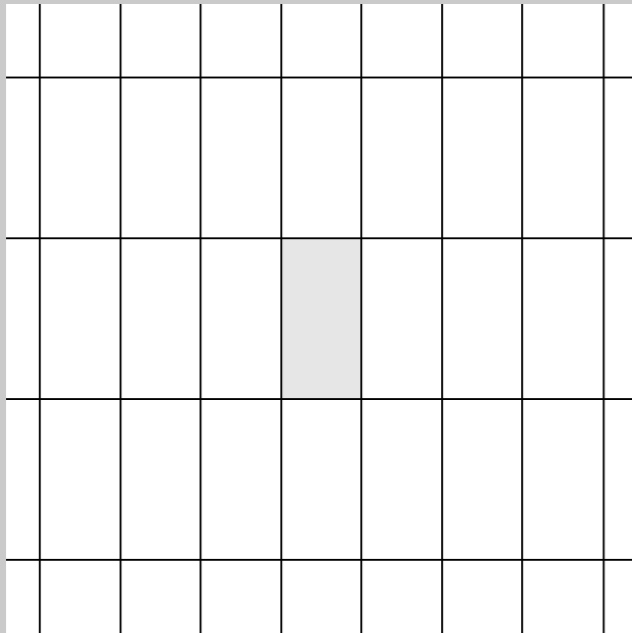
The background of the page is a close-up photograph of a white marble surface with intricate, flowing veins of grey and light brown. The veins vary in thickness and direction, creating a complex, organic pattern. The lighting is soft, highlighting the natural texture and color variations of the stone.

**PATTERNS,  
PERFORMANCE  
& FEATURES**


# PATTERNS

12"x24" | 24"x48"

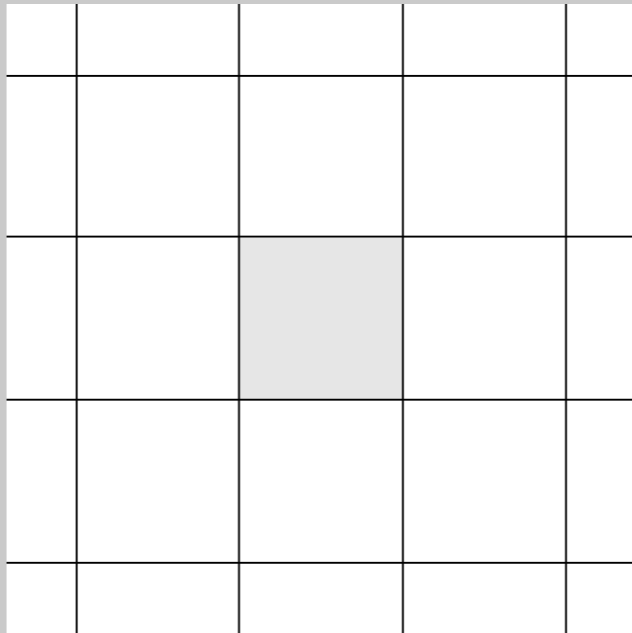
24"x24"




STRAIGHT



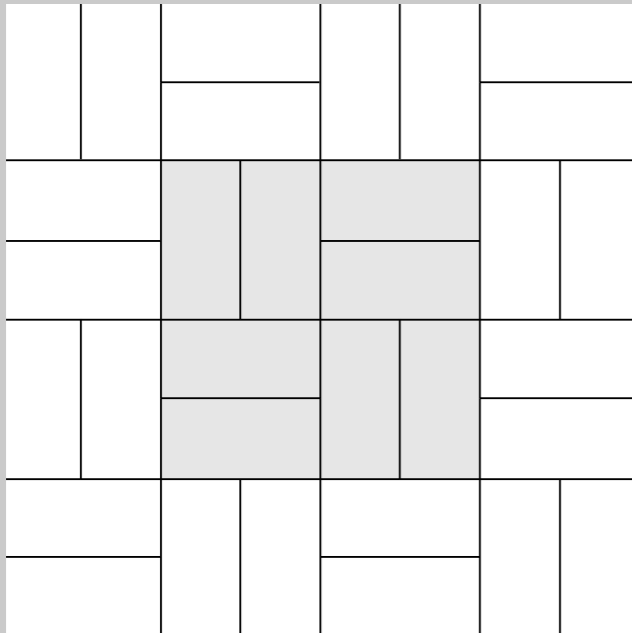
OFFSET




STRAIGHT




OFFSET



BASKETWEAVE



HERRINGBONE

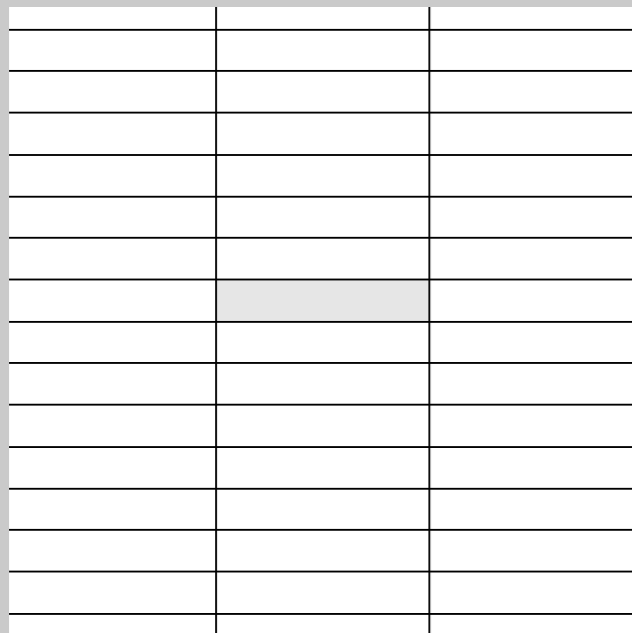


DIAMOND


Recommended offset should not exceed 1/3 of the tile length.  
It is recommended to use tiles with the same caliber when installing patterns including non-rectified products.

Recommended offset should not exceed 1/3 of the tile length.  
It is recommended to use tiles with the same caliber when installing patterns including non-rectified products.


8"x40"




STRAIGHT



OFFSET



HERRINGBONE



RANDOM



Recommended offset should not exceed 1/3 of the tile length.  
It is recommended to use tiles with the same caliber when installing patterns including non-rectified products.



# PERFORMANCE & FEATURES

## COLORED BODY PORCELAIN TILE

		PORCELAIN TILE SPECIFICATION				
PROPERTY	ASTM TEST METHOD	Calibrated		Rectified		
		Minimum	Maximum	Minimum	Maximum	
<b>REGULARITY CHARACTERISTICS</b>		Nominal Size	-3.00%	3.00%	-3.00%	2.00%
		Caliber Range (Variation from average facial dimension of sample)	-0.50% or -0.08 in (-2.0 mm) (*)	0.50% or 0.08 in (2.0 mm) (*)	-0.25% or -0.03 in (-0.8 mm) (*)	0.25% or 0.03 in (0.8 mm) (*)
		Thickness <sup>(1)</sup>	N/A	Range: 0.40 in (1.02 mm)	N/A	Range: 0.40 in (1.02 mm)
	Wedging	ASTM C502	-0.50% or -0.08 in (-2.0 mm) (*)	0.50% or 0.08 in (2.0 mm) (*)	-0.25% or -0.03 in (-0.8 mm) (*)	0.25% or 0.03 in (0.8 mm) (*)
	ASTM C485	Warpage Edge	-0.75% or -0.09 in (-2.3 mm) (*)	0.75% or 0.09 in (2.3 mm) (*)	-0.40% or -0.05 in (-1.3 mm) <sup>(2)</sup> or -1.8 mm <sup>(3)</sup> (*)	0.40% or 0.05 in (1.3 mm) <sup>(2)</sup> or 1.8 mm <sup>(3)</sup> (*)
		Warpage Diagonal	-0.50% or -0.08 in (-2.0 mm) (*)	0.50% or 0.08 in (2.0 mm) (*)	-0.40% or -0.07 in (-1.8 mm) (*)	0.40% or 0.07 in (1.8 mm) (*)
ALL PORCELAIN TILES						
<b>STRUCTURAL CHARACTERISTICS</b>		Water Absorption	ASTM C373	≤ 0.5%		
<b>BULK MECHANICAL CHARACTERISTICS</b>		Breaking Strength	ASTM C648	Average ≥ 250 lbf. (1.11 kN) Individual ≥ 225 lbf. (1.00 kN)		
<b>PHYSICAL PROPERTIES</b>		Bond Strength	ASTM C482	≥ 50 psi (0.34 Mpa)		
<b>THERMAL AND IGROMETRIC CHARACTERISTICS</b>		Resistance to Freeze/Thaw Cycling	ASTM C1026	As Reported		
<b>CHEMICAL CHARACTERISTICS</b>		Chemical Resistance	ASTM C650	As Reported		
		Stain Resistance	ASTM C1378	As Reported		
<b>SAFETY CHARACTERISTICS</b>		Dynamic coefficient of friction	DCOF	Requires a minimum value of 0.42 for commercial areas that are likely to be wet		

(\*) Whichever is less  
 (1) May not apply to textured surfaces or tiles with uneven back patterns.  
 (2) Whichever is less, for tiles up to 24"x24" (610 mm x 610 mm).  
 (3) Applies to tiles larger than 24"x24" (610 mm x 610 mm).

BOHO	COVE	ELEMENT	EON Floor	EXIST	FORGE	FRAY	GET	HOMELAND	IMPRESSION
Compliant	Compliant	Compliant	Compliant	Compliant	Compliant	Compliant	Compliant	Compliant	Compliant
Compliant	Compliant	Compliant	Compliant	Compliant	Compliant	Compliant	Compliant	Compliant	Compliant
Compliant	Compliant	Compliant	Compliant	Compliant	Compliant	Compliant	Compliant	Compliant	Compliant
Compliant	Compliant	Compliant	Compliant	Compliant	Compliant	Compliant	Compliant	Compliant	Compliant
Compliant	Compliant	Compliant	Compliant	Compliant	Compliant	Compliant	Compliant	Compliant	Compliant
Compliant	Compliant	Compliant	Compliant	Compliant	Compliant	Compliant	Compliant	Compliant	Compliant
Compliant	Compliant	Compliant	Compliant	Compliant	Compliant	Compliant	Compliant	Compliant	Compliant
≤ 0.5%	≤ 0.5%	≤ 0.5%	≤ 0.5%	≤ 0.5%	≤ 0.5%	≤ 0.5%	≤ 0.5%	≤ 0.5%	≤ 0.5%
≥ 350 lbf. avg	≥ 350 lbf. avg	≥ 350 lbf. avg	≥ 350 lbf. avg	≥ 350 lbf. avg	≥ 350 lbf. avg	≥ 350 lbf. avg	≥ 350 lbf. avg	≥ 350 lbf. avg	≥ 350 lbf. avg
≥ 100 psi	≥ 100 psi	≥ 100 psi	≥ 100 psi	≥ 100 psi	≥ 100 psi	≥ 100 psi	≥ 100 psi	≥ 100 psi	≥ 100 psi
Resistant	Resistant	Resistant	Resistant	Resistant	Resistant	Resistant	Resistant	Resistant	Resistant
Unaffected	Unaffected	Unaffected	Unaffected	Unaffected	Unaffected	Unaffected	Unaffected	Unaffected	Unaffected
Unaffected	Unaffected	Unaffected	Unaffected	Unaffected	Unaffected	Unaffected	Unaffected	Unaffected	Unaffected
> 0.42 Wet	> 0.42 Wet	MATTE > 0.42 Wet GRIP > 0.6 Wet	> 0.42 Wet	> 0.42 Wet	> 0.42 Wet	> 0.42 Wet	> 0.42 Wet	> 0.42 Wet	> 0.42 Wet

### V-SHADE, SHADE VARIATION

The V-Shade classification indicates the color shading level of a product, that is to say the chromatic and/or surface variation among tile of the same collection. A strong color shading is typical of ceramic collections that reproduce natural stones and marble. A moderate color shading is typical of ceramic collections for which a homogeneous chromatic surface is an aesthetic feature of contemporary design.

<b>V1</b> UNIFORM APPEARANCE	Differences among pieces from the same production run are minimal.
<b>V2</b> SLIGHT VARIATION	Clearly distinguishable differences in texture and/or pattern within similar colors.
<b>V3</b> MODERATE VARIATION	While the colors and/or texture present on a single piece of tile will be indicative of the colors and/or texture to be expected on the other tile, the amount of colors and/or texture on each piece may vary significantly. It is recommended that the range be viewed before selection.
<b>V4</b> SUBSTANTIAL VARIATION	Random color and/or texture differences from tile to tile, so that one tile may have totally different colors and/or texture from that on other tile. Thus, the final installation will be unique. It is recommended that the range be viewed before selection.

**NOTES**  
 For aesthetic Classes V1 and V2 there should be minimal visible box-to-box variation present between boxes labeled with identical shade values. Tile with a V3 or V4 aesthetic class may exhibit box-to-box variations. However, these products shall have a continuous natural blend.

ref. ANSI A137.1-2008

# PERFORMANCE & FEATURES

## COLORED BODY PORCELAIN TILE

		PORCELAIN TILE SPECIFICATION					
		PROPERTY	ASTM TEST METHOD	Calibrated		Rectified	
				Minimum	Maximum	Minimum	Maximum
REGULARITY CHARACTERISTICS		Nominal Size		-3.00%	3.00%	-3.00%	2.00%
		Caliber Range (Variation from average facial dimension of sample)	ASTM C499	-0.50% or -0.08 in (-2.0 mm) (*)	0.50% or 0.08 in (2.0 mm) (*)	-0.25% or -0.03 in (-0.8 mm) (*)	0.25% or 0.03 in (0.8 mm) (*)
		Thickness <sup>(1)</sup>		N/A	Range: 0.40 in (1.02 mm)	N/A	Range: 0.40 in (1.02 mm)
	Wedging	ASTM C502	-0.50% or -0.08 in (-2.0 mm) (*)	0.50% or 0.08 in (2.0 mm) (*)	-0.25% or -0.03 in (-0.8 mm) (*)	0.25% or 0.03 in (0.8 mm) (*)	
		Warpage Edge	ASTM C485	-0.75% or -0.09 in (-2.3 mm) (*)	0.75% or 0.09 in (2.3 mm) (*)	-0.40% or -0.05 in (-1.3 mm) <sup>(2)</sup> or -1.8 mm <sup>(3)</sup> (*)	0.40% or 0.05 in (1.3 mm) <sup>(2)</sup> or 1.8 mm <sup>(3)</sup> (*)
Warpage Diagonal			-0.50% or -0.08 in (-2.0 mm) (*)	0.50% or 0.08 in (2.0 mm) (*)	-0.40% or -0.07 in (-1.8 mm) (*)	0.40% or 0.07 in (1.8 mm) (*)	
		ALL PORCELAIN TILES					
STRUCTURAL CHARACTERISTICS		Water Absorption	ASTM C373	≤ 0.5%			
BULK MECHANICAL CHARACTERISTICS		Breaking Strength	ASTM C648	Average ≥ 250 lbf. (1.11 kN) Individual ≥ 225 lbf. (1.00 kN)			
PHYSICAL PROPERTIES		Bond Strength	ASTM C482	≥ 50 psi (0.34 Mpa)			
THERMAL AND IGROMETRIC CHARACTERISTICS		Resistance to Freeze/Thaw Cycling	ASTM C1026	As Reported			
CHEMICAL CHARACTERISTICS		Chemical Resistance	ASTM C650	As Reported			
		Stain Resistance	ASTM C1378	As Reported			
SAFETY CHARACTERISTICS		Dynamic coefficient of friction	DCOF	Requires a minimum value of 0.42 for commercial areas that are likely to be wet			

(\*) Whichever is less  
 (1) May not apply to textured surfaces or tiles with uneven back patterns.  
 (2) Whichever is less, for tiles up to 24"x24" (610 mm x 610 mm).  
 (3) Applies to tiles larger than 24"x24" (610 mm x 610 mm).

Collections									
LIBERTY Floor	OUTLAND	PATH	REDEEM	REFLEX	RIDGE	RIFT	ROOTED	SHORE	TRILOGY
Compliant	Compliant	Compliant	Compliant	Compliant	Compliant	Compliant	Compliant	Compliant	Compliant
Compliant	Compliant	Compliant	Compliant	Compliant	Compliant	Compliant	Compliant	Compliant	Compliant
Compliant	Compliant	Compliant	Compliant	Compliant	Compliant	Compliant	Compliant	Compliant	Compliant
Compliant	Compliant	Compliant	Compliant	Compliant	Compliant	Compliant	Compliant	Compliant	Compliant
Compliant	Compliant	Compliant	Compliant	Compliant	Compliant	Compliant	Compliant	Compliant	Compliant
Compliant	Compliant	Compliant	Compliant	Compliant	Compliant	Compliant	Compliant	Compliant	Compliant
Compliant	Compliant	Compliant	Compliant	Compliant	Compliant	Compliant	Compliant	Compliant	Compliant
≤ 0.5%	≤ 0.5%	≤ 0.5%	≤ 0.5%	≤ 0.5%	≤ 0.5%	≤ 0.5%	≤ 0.5%	≤ 0.5%	≤ 0.5%
≥ 350 lbf. avg	≥ 350 lbf. avg	≥ 350 lbf. avg	≥ 350 lbf. avg	≥ 350 lbf. avg	≥ 350 lbf. avg	≥ 350 lbf. avg	≥ 350 lbf. avg	≥ 350 lbf. avg	≥ 350 lbf. avg
≥ 100 psi	≥ 100 psi	≥ 100 psi	≥ 100 psi	≥ 100 psi	≥ 100 psi	≥ 100 psi	≥ 100 psi	≥ 100 psi	≥ 100 psi
Resistant	Resistant	Resistant	Resistant	Resistant	Resistant	Resistant	Resistant	Resistant	Resistant
Unaffected	Unaffected	Unaffected	Unaffected	Unaffected	Unaffected	Unaffected	Unaffected	Unaffected	Unaffected
Unaffected	Unaffected	Unaffected	Unaffected	Unaffected	Unaffected	Unaffected	Unaffected	Unaffected	Unaffected
> 0.42 Wet	> 0.42 Wet	> 0.42 Wet	> 0.42 Wet	> 0.42 Wet	> 0.42 Wet	> 0.42 Wet	> 0.42 Wet	> 0.42 Wet	> 0.42 Wet

### V-SHADE, SHADE VARIATION

The V-Shade classification indicates the color shading level of a product, that is to say the chromatic and/or surface variation among tile of the same collection. A strong color shading is typical of ceramic collections that reproduce natural stones and marble. A moderate color shading is typical of ceramic collections for which a homogeneous chromatic surface is an aesthetic feature of contemporary design.

	<b>V1</b> UNIFORM APPEARANCE	Differences among pieces from the same production run are minimal.
	<b>V2</b> SLIGHT VARIATION	Clearly distinguishable differences in texture and/or pattern within similar colors.
	<b>V3</b> MODERATE VARIATION	While the colors and/or texture present on a single piece of tile will be indicative of the colors and/or texture to be expected on the other tile, the amount of colors and/or texture on each piece may vary significantly. It is recommended that the range be viewed before selection.
	<b>V4</b> SUBSTANTIAL VARIATION	Random color and/or texture differences from tile to tile, so that one tile may have totally different colors and/or texture from that on other tile. Thus, the final installation will be unique. It is recommended that the range be viewed before selection.

**NOTES**  
 For aesthetic Classes V1 and V2 there should be minimal visible box-to-box variation present between boxes labeled with identical shade values. Tile with a V3 or V4 aesthetic class may exhibit box-to-box variations. However, these products shall have a continuous natural blend.

ref. ANSI A137.1-2008

# PERFORMANCE & FEATURES

## WHITE BODY WALL TILE

				GLAZED WALL TILE SPECIFICATION			
	PROPERTY	ASTM TEST METHOD	Calibrated		Rectified		
			Minimum	Maximum	Minimum	Maximum	
REGULARITY CHARACTERISTICS	Nominal Size		-2.00%	2.00%	-2.00%	2.00%	
	Caliber Range (Variation from average facial dimension of sample)	ASTM C499	-0.30% or -0.04 in (-1.0 mm) (*)	0.30% or 0.04 in (1.0 mm) (*)	-0.25% or -0.03 in (-0.8 mm) (*)	0.25% or 0.03 in (0.8 mm) (*)	
	Thickness <sup>(1)</sup>		N/A	Range: 0.031 in (0.79 mm)	N/A	Range: 0.031 in (0.79 mm)	
	Wedging	ASTM C502	-0.40% or -0.05 in (-1.3 mm) (*)	0.40% or 0.05 in (-1.3 mm) (*)	-0.25% or -0.03 in (-0.8 mm) (*)	0.25% or 0.03 in (0.8 mm) (*)	
	Warpage Edge	ASTM C485	-0.30% or -0.04 in (-1.0 mm) (*)	0.40% or 0.05 in (1.3 mm) (*)	-0.30% or -0.04 in (-1.0 mm) (*)	0.40% or 0.05 in (1.3 mm) (*)	
	Warpage Diagonal		-0.30% or -0.05 in (-1.3 mm) (*)	0.40% or 0.07 in (1.8 mm) (*)	-0.30% or -0.05 in (-1.3 mm) (*)	0.40% or 0.07 in (1.8 mm) (*)	
				ALL GLAZED WALL TILE			
STRUCTURAL CHARACTERISTICS	Water Absorption	ASTM C373	≥ 10.0%				
BULK MECHANICAL CHARACTERISTICS	Breaking Strength	ASTM C648	Average ≥ 125 lbf. (1.11 kN) Individual ≥ 100 lbf. (0.44 kN)				
PHYSICAL PROPERTIES	Bond Strength	ASTM C482	≥ 50 psi (0.34 Mpa)				
THERMAL AND IGROMETRIC CHARACTERISTICS	Crazing Resistance	ASTM C424	Pass				
	Thermal Shock Resistance	ASTM C484	Pass				
CHEMICAL CHARACTERISTICS	Chemical Resistance	ASTM C650	As Reported				
	Stain Resistance	ASTM C1378	As Reported				

	EON Wall	LIBERTY Wall
	Compliant	Compliant
	Compliant	Compliant
	Compliant	Compliant
	Compliant	Compliant
	Compliant	Compliant
	Compliant	Compliant
	Compliant	Compliant
	10% - 20%	10% - 20%
	≥ 175 lbf. avg	≥ 175 lbf. avg
	≥ 100 psi	≥ 100 psi
	Resistant	Resistant
	Resistant	Resistant
	Unaffected	Unaffected
	Unaffected	Unaffected

(\*) Whichever is less  
 (1) May not apply to textured surfaces or tiles with uneven back patterns.

# LAYING SUGGESTIONS

## LAYING SUGGESTIONS

Before starting the installation process, make sure the laying surface is well cured, flat and completely clean.

### RECOMMENDED ADHESIVES

The use of an appropriate adhesive is essential for a correct installation. For the installation of ceramic tile You should follow the laying instructions provided by leading adhesives manufacturers. You should choose the most suitable adhesive on the basis of the following factors:

- type of bed;
- type and size of tile;
- use of tiled surface (floor/wall; indoor/outdoor);
- weather conditions at the time of laying;
- waiting time before the ceramic surface can be used.

USE TYPE OF BED	TYPE OF TILE TYPE	RECOMMENDED ADHESIVES EUROPEAN STANDARDS EN 12004
<b>INDOOR WALL TILE</b>		
Cementitious plaster or mortar Plaster (plaster or panels, following application of a suitable PRIMER) Painted walls (only if the paint is firmly anchored)	white body wall tile	Improved cementitious adhesives resistant to slip and with long open time (Class C2TE - EN 12004)
	porcelain stoneware tile	
Cast concrete Plasterboard Waterproofing in bathrooms and showers Existing ceramic tile	white body wall tile	Improved cementitious adhesives resistant to slip with long open time and deformable (Class C2TE - S1 - EN 12004)
	porcelain stoneware tile	
<b>INDOOR FLOORS</b>		
Cementitious screeds Existing cement floors (cement concrete, bush-hammered) Anhydrite screeds (following application of a suitable PRIMER)	porcelain stoneware tile	Improved cementitious adhesives with long open time (Class C2E - EN 12004)
Concrete floors - Heating floors Existing ceramic, terrazzo and natural stone floors Waterproofing in bathrooms	porcelain stoneware tile	Improved cementitious adhesives with long open time and deformable (Class C2E - S1 - EN 12004)
<b>OUTDOOR FLOORS</b>		
Cementitious screeds Concrete floor Layers of waterproofing	porcelain stoneware tile	Improved cementitious adhesives with long open time and highly deformable (Class C2E - S2 - EN 12004)
<b>OUTDOOR WALLS</b>		
Cementitious plaster	porcelain stoneware tile	Improved cementitious adhesives resistant to slip with long open time and highly deformable (Class C2TE - S2 - EN 12004) (*)
Concrete cast in situ or prefabricated	porcelain stoneware tile	Improved cementitious adhesives resistant to slip with long open time and highly deformable (Class C2TE - S2 - EN 12004) (*)

(\*) For large size tile laid at a height of more than 10 ft, certain international regulations specify that tile should be laid using a mixed system of adhesive and mechanical fixtures chosen in relation to the weight of the tile, height of the tiling and site conditions.

When laying at low temperatures or if rapid use of the tiled surface must be guaranteed, you are recommended to use rapid setting improved cementitious adhesives (Class C2F - EN 12004).

# CLEANING AND MAINTENANCE

## SPREADING THE ADHESIVES AND LAYING THE TILE

Spread the adhesive on the bed using a suitably toothed spatula.

Press down well on the tile to ensure wetting of at least 70% of the total surface.

When laying tile in commercial interiors or outdoors, it is vital to apply the adhesive using the double spreading technique to avoid empty spaces in the ceramic tile-bed interface.

## RECOMMENDED GROUTS

It is important to use a grout appropriate for the use to which the ceramic surface will be put.

You should follow the instructions provided by leading grout manufacturers.

USE	RECOMMENDED GROUTS EUROPEAN STANDARDS EN 13888
Residential interiors	Improved cementitious mortars for joints (Class CG2 - EN 13888)
Damp interiors (bathrooms, showers, swimming pools, ...) and outdoors	Improved cementitious mortars for joints with low water absorption (Class CG2 W - EN 13888) obtained with the addition of a suitable liquid additive
Commercial premises	Improved cementitious mortars for joints with high resistance to abrasion (Class CG2 Ar - EN 13888) obtained with the addition of a suitable liquid additive
Premises requiring total hygiene and resistance to chemical agents (kitchen work surfaces, food industry, hospitals, supermarkets, etc).	Epoxy mortars (Class RG - EN 13888).

## ELIMINATING EXCESS GROUT

To correctly and easily eliminate excess grout, follow the instructions given by the grout manufacturer. In general, proceed as follows:

Cementitious grouts

When the grout becomes opaque (normally after 10-20 minutes), clean with a hard cellulose sponge using movements on a diagonal to the joints. It is important to respect the drying time to avoid removing the grout from the joints.

Epoxy grouts

When the mixture is still fresh, wet the surface with plenty of water, emulsifying with a Scotch-Brite® pad, paying attention not to empty the joints.

The residual grout liquid can be removed with a hard cellulose sponge (to be replaced when excessively soaked with resin).

It is vital to remove epoxy grout rapidly before it starts hardening as it is extremely difficult to remove subsequently. If the epoxy grout has started to harden, try adding 10% alcohol to the washing water.

## FINAL SITE CLEANING

After a few days, eliminate residues with a commercial Scotch-Brite® pad, brush or single brush floor cleaner (for large surfaces).

For walls, use a neutral detergent in hot water.

For floors, use a mild acid wash diluted according to the type of surface (smooth or textured). It is important to protect marble or metal inserts previously with adhesive tape.

Rinse with abundant clean water to eliminate all marks or residues from the joints.

If necessary, repeat the acid wash at a higher concentration, unless there are marble or metal inserts. Do not use diluted commercially-available acids.

## CLEANING AND MAINTENANCE<sup>1</sup>

### ROUTINE MAINTENANCE

You are recommended to use ordinary neutral detergent diluted in water.

Avoid using acid or alkaline products, waxes and/or impregnants and metal pads (iron or steel sponges).

In the event of heavy dirt or particularly textured surfaces, use an alkaline detergent and rinse after washing.

For large surfaces, the use of a floor washing machine is recommended.

### EXTRAORDINARY MAINTENANCE

In the event of dirt resistant to the ordinary cleaning, use a suitable detergent for the particular kind of dirt.

TYPE OF DIRT (resistant to ordinary maintenance)	DETERGENT/SOLVENT
Coal, lime efflorescence, chalk, metal marks, rust, graphite, emulsion paint	Acid detergents*
Coca cola, coffee, wine, beer, ice cream	Alkaline detergents
Resin, silicon or mechanical oils, candle wax, paint	Solvents
Tyre marks, sole marks, sucker marks	Alkaline detergent in an abrasive paste

\* Important: Acid products may corrode marble, granite, natural stone and metal. Avoid using in the presence of decoration or inserts in these materials.

## <sup>1</sup>WARNING

The suggestions and advice given above are the fruit of research, laboratory tests and many years experience.

However, the cleaning characteristics of the materials may vary significantly depending on the laying method, conditions of use, type of surface and environment. Generally speaking, the higher the non-slip characteristics of the tile, the more difficult they are to clean.

The maintenance and cleaning operative should always test each cleaning method empirically in advance (if possible on a piece of the material not laid)

In the case of particularly heavy use (for example, mechanical workshops or environments with a heavy presence of oily residues and tyre marks), incorrect laying or inappropriate cleaning, Atlas Concorde USA declines all responsibility for the effectiveness of cleaning and maintenance operations.

Atlas Concorde USA can under no circumstances be held responsible for events, damage or defects caused by incorrect laying, negligent cleaning and maintenance or the use of materials and adhesives inappropriate for the use.

# TERMS & CONDITIONS OF SALE

## Terms and Conditions of Sale Atlas Concorde USA, Inc.

In these Terms and Conditions of Sale, Atlas Concorde USA, Inc., is referred to as “Atlas Concorde USA” and the customer or person or entity purchasing Atlas Concorde USA’s products (the “Goods”) from Atlas Concorde USA is referred to as the “Buyer”. For purposes of these Terms and Conditions of Sale, order confirmation and pro-forma invoice shall be interchangeable.

These Terms and Conditions of Sale, and Atlas Concorde USA’s order confirmation (usually in the form of a pro-forma invoice) constitute the complete and exclusive agreement and understanding governing the sale of Goods by Atlas Concorde USA to Buyer (the “Agreement”) and supersede all prior agreements, understandings or representations, whether written or oral, among the parties with respect to such matters. Provided, however, that if any term, provision or condition of Atlas Concorde USA’s order confirmation should conflict or be inconsistent with any term of these Terms and Conditions, then the terms of Atlas Concorde USA’s order confirmation shall prevail and control over such conflicting and/or inconsistent terms.

BY ACCEPTING ATLAS CONCORDE USA’S ORDER CONFIRMATION – PRO FORMA INVOICE AND/OR INSTRUCTING ATLAS CONCORDE USA TO SHIP GOODS (EITHER BY FACSIMILE OR E-MAIL COMMUNICATION), BUYER WILL MANIFEST ITS ACKNOWLEDGMENT, ACCEPTANCE AND AGREEMENT TO THESE TERMS AND CONDITIONS.

Atlas Concorde USA reserves the right to refuse any order, in its sole discretion. No order is accepted by Atlas Concorde USA until: (i) Atlas Concorde USA provides Buyer with a written order confirmation, and (ii) Buyer duly signs the order confirmation in acknowledgement, acceptance and agreement, and returns the signed order confirmation to Atlas Concorde USA.

## 1. PRICES

All prices for Goods, including, but not limited to, those specified in Atlas Concorde USA’s price list or schedule, website or written quotation, are subject to change without notice. Such prices shall be automatically adjusted to reflect Atlas Concorde USA’s prices for Goods as in effect at the time of the requested shipment date, and each shipment will be invoiced at such adjusted prices. Unless otherwise expressly agreed by Atlas Concorde USA in writing, all prices are EX WORKS (which shall have the same meaning as in the Incoterms 2000 published by the International Chamber of Commerce), exclusive of any applicable taxes, duties, sales taxes, transportation and insurance costs or charges (collectively “Charges”), which Charges are to be borne exclusively by Buyer.

## 2. TERMS OF PAYMENT

Unless otherwise expressly agreed by Atlas Concorde USA in writing in Atlas Concorde USA’s order confirmation, the purchase price for all orders shall be paid in full in advance of shipment.

All payments must be made in U.S. currency. In the event Buyer fails to make any payment when due, Atlas Concorde USA shall have the right, in addition to all other remedies available to Atlas Concorde USA either at law or in equity, to either terminate this Agreement immediately, without notice, or to suspend further performance under this Agreement. Buyer shall be liable for all expenses, including reasonable attorneys’ fees, relating to the collection of past due amounts. If any payment owed to Atlas Concorde USA is not paid when due, it shall accrue interest at the rate of the lesser of 15% per annum, or the maximum amount permitted by applicable law, from the date on which such past due amount is due until the past due amount is paid in full. Should Buyer’s financial responsibility become unsatisfactory to Atlas Concorde USA, cash payments or security satisfactory to Atlas Concorde USA may be required by Atlas Concorde USA for future deliveries and for the Goods theretofore delivered. If such cash payment or security is not provided, in addition to Atlas Concorde USA’s other rights and remedies, Atlas Concorde USA may discontinue deliveries.

## 3. SHIPMENT AND DELIVERY

Unless otherwise expressly agreed in writing by Atlas Concorde USA, shipments are made EX WORKS (which shall have the same meaning as in the Incoterms 2000 published by the International Chamber of Commerce). Risk of loss or damage and responsibility shall pass from Atlas Concorde USA to Buyer upon delivery of the Goods to carrier. Any claims for shortages or damages suffered in transit are the responsibility of Buyer and shall be submitted by Buyer directly to the carrier. Shortages or damages must be acknowledged and signed for at the time of delivery. While Atlas Concorde USA will use all reasonable commercial efforts to maintain the delivery date(s) acknowledged or quoted by Atlas Concorde USA, all shipping dates are approximate and not guaranteed. Atlas Concorde USA reserves the right to make partial shipments. Atlas Concorde USA, at its option, shall not be bound to tender delivery of any Goods for which Buyer has not provided accurate shipping instructions. If the shipment of the Goods is postponed or delayed by Buyer for any reason, including but not limited to, Buyer providing Atlas Concorde USA with inaccurate shipping instructions, then Buyer agrees to reimburse Atlas Concorde USA for any and all transport and/or storage costs and other additional and incidental expenses resulting therefrom.

## 4. LIMITED WARRANTY

Subject to the limitations set forth in Section 5 below, Atlas Concorde USA warrants that Goods sold by Atlas Concorde USA as “first choice goods” are manufactured in accordance with the published technical standards. This limited warranty is valid only: (i) for a period of one hundred and eighty (180) days from the date of shipment of the Goods by Atlas Concorde USA, or (ii) for the period from the date of shipment of the Goods by Atlas Concorde USA until installation or attempted installation of the Goods, whichever is less. This limited warranty applies only to “first choice goods” sold by Atlas Concorde USA.

ALL GOODS SOLD BY ATLAS CONCORDE USA OTHER THAN “FIRST CHOICE GOODS” ARE SOLD AS IS. THIS IS THE SOLE AND EXCLUSIVE WARRANTY GIVEN BY ATLAS CONCORDE USA WITH RESPECT TO THE GOODS AND IS IN LIEU OF AND EXCLUDES ALL OTHER WARRANTIES, EXPRESS OR IMPLIED, ARISING BY OPERATION OF LAW OR OTHERWISE, INCLUDING WITHOUT LIMITATION, MERCHANTABILITY AND FITNESS FOR A PARTICULAR PURPOSE WHETHER OR NOT THE PURPOSE OR USE HAS BEEN DISCLOSED TO ATLAS CONCORDE USA, AND WHETHER OR NOT ATLAS CONCORDE USA’S PRODUCTS ARE SPECIFICALLY DESIGNED AND/OR MANUFACTURED BY ATLAS CONCORDE USA AND/ FOR BUYER’S (OR ANY SUBSEQUENT TRANSFEREE’S, AS DEFINED BELOW) USE OR PURPOSE.

OTHER THAN REPRESENTATIONS OR WARRANTIES MADE BY ATLAS CONCORDE USA IN THEIR RESPECTIVE LITERATURE AND/OR PACKAGING, NO REPRESENTATION OR WARRANTY OF ANY KIND REGARDING THE GOODS MADE BY ANY PERSON OR ENTITY INCLUDING, BUT NOT LIMITED TO, INDEPENDENT DISTRIBUTORS AND SALES REPRESENTATIVES, SHALL BE BINDING UPON ATLAS CONCORDE USA.

IF YOU ARE A CONSUMER, AND SHOULD ANY APPLICABLE LAW PROHIBIT THE DISCLAIMER OF IMPLIED WARRANTIES SET FORTH ABOVE, THEN ANY IMPLIED WARRANTIES FOUND TO EXIST WILL BE STRICTLY LIMITED TO THE DURATION OF THE LIMITED WARRANTY SET FORTH ABOVE.

Notwithstanding the foregoing, this limited warranty does not extend to any losses or damages due to misuse, accident, abuse, neglect, normal wear and tear, negligence (other than Atlas Concorde USA’s ’s), unauthorized modification or alteration, use beyond rate capacity, improper installation, maintenance or application. To the extent that Buyer or its agents have supplied specifications, information, representation of operating conditions or other data to Atlas Concorde USA in the selection or design of the Goods and the preparation of Atlas Concorde USA’s quotation, and in the event that actual operating conditions or other conditions differ from those represented by Buyer, any warranties or other provisions contained herein which are affected by such conditions shall be null and void.

Buyers must notify Atlas Concorde USA of any defects in the Goods in writing, via certified mail to Atlas Concorde USA, at 117 Seaboard Lane – Suite F170, Franklin, TN 37067, within thirty (30) days of Buyer’s receipt of the Goods. Upon receiving Buyer’s notice of defect, Atlas Concorde USA shall, at its option, repair, correct or replace the Goods EX WORKS (which shall have the same meaning as in the Incoterms 2000 published by the International Chamber of Commerce), or refund the purchase price for that portion of the Goods found by Atlas Concorde USA to be defective. Failure by Buyer to give such written notice within the applicable time period shall be deemed an absolute and unconditional waiver of Buyer’s claim for such defects. Goods repaired or replaced during the warranty period shall be covered by the foregoing warranty for the remainder of the original warranty period or ninety (90) days from the date of shipment, whichever is longer. Notwithstanding the provisions contained in the preceding sentences of this paragraph, Buyer shall be deemed to have accepted the Goods and absolutely and unconditionally waived its rights to claim for any defects: (i) upon installation or attempted installation of the Goods, or (ii) if the Goods are otherwise used or altered in any way.

Buyer assumes all other responsibility for any loss, damage, or injury to persons or property arising out of, connected with, or resulting from the use of Goods, either alone or in combination with other products/components.

This Section 4 also applies in the event that any entity or person (other than Buyer) buys, acquires or uses the Goods, including, but not limited to, any entity or person who obtains the Goods from Buyer (any of them a “Subsequent Transferee”). Buyer hereby covenants and agrees to provide such Subsequent Transferee with conspicuous written notice of the provisions set forth in Sections 4 and 5 of these Terms and Conditions of Sale, by providing each such Subsequent Transferee with a copy of the notice attached hereto as Exhibit “A”. Buyer, furthermore, covenants and agrees that it shall not make any representation or warranty whatsoever regarding the Goods to any third party (either on behalf of Atlas Concorde USA or on its own account), other than the limited warranty of Atlas Concorde USA set forth in this Section 4.

BUYER HEREBY COVENANTS AND AGREES THAT, SHOULD IT FAIL TO COMPLY WITH THE PROVISIONS OF THIS LAST PARAGRAPH OF SECTION 4, BUYER SHALL DEFEND, INDEMNIFY, AND HOLD ATLAS CONCORDE USA AND/, ITS OFFICERS, EMPLOYEES, AND AGENTS HARMLESS FROM AND AGAINST ANY AND ALL LIABILITY, LOSS, EXPENSE (INCLUDING REASONABLE ATTORNEYS’ FEES), OR CLAIMS FOR INJURY OR DAMAGES (INCLUDING, BUT NOT LIMITED TO GENERAL, CONSEQUENTIAL, INCIDENTAL AND PUNATIVE DAMAGES) ARISING OUT OF OR IN CONNECTION WITH BUYER’S OR BUYER’S EMPLOYEES’, AGENTS’, REPRESENTATIVES’ AND/OR INDEPENDENT CONTRACTORS’ BREACH OF THESE TERMS AND CONDITIONS OF SALE.

## 5. LIMITATION OF REMEDY AND LIABILITY

THE SOLE AND EXCLUSIVE REMEDY FOR BREACH OF ANY WARRANTY HEREUNDER SHALL BE LIMITED TO REPAIR, CORRECTION OR REPLACEMENT, OR REFUND OF THE PURCHASE PRICE IN ACCORDANCE WITH SECTION 4 ABOVE.

ATLAS CONCORDE USA SHALL NOT BE LIABLE FOR DAMAGES CAUSED BY DELAY IN PERFORMANCE AND IN NO EVENT, REGARDLESS OF THE FORM OF THE CLAIM OR CAUSE OF ACTION (WHETHER BASED IN CONTRACT, INFRINGEMENT, NEGLIGENCE, STRICT LIABILITY, OTHER TORT OR OTHERWISE), SHALL ATLAS CONCORDE USA’S LIABILITY TO BUYER AND/OR ANY SUBSEQUENT TRANSFEREES EXCEED THE PRICE PAID BY BUYER FOR THE SPECIFIC GOODS PROVIDED BY ATLAS CONCORDE USA GIVING RISE TO THE CLAIM OR CAUSE OF ACTION. BUYER AND ANY SUBSEQUENT TRANSFEREE AGREES THAT IN NO EVENT SHALL ATLAS CONCORDE USA’S LIABILITY TO BUYER AND/OR ANY SUBSEQUENT TRANSFEREES EXTEND TO INCLUDE INCIDENTAL, CONSEQUENTIAL OR PUNITIVE DAMAGES.

The term “consequential damages” shall include, but not be limited to, loss of anticipated profits, loss of business opportunity, business interruption, loss of use or revenue, cost of capital or loss or damage to property or equipment.

It is expressly understood that any technical advice furnished by Atlas Concorde USA with respect to the use of the Goods is given without charge, and Atlas Concorde USA assume no obligation or liability whatsoever for the advice given, or results obtained, all such advice being given and accepted at Buyer’s own risk.

## 6. EXCUSE OF PERFORMANCE

Atlas Concorde USA shall NOT be liable for delays in performance or for non-performance due to acts of God; acts of Buyer; war; fire; flood; weather; sabotage; strikes or labor disputes; civil disturbances or riots; governmental requests, restrictions, allocations, laws, regulations, orders or actions; unavailability of or delays in transportation; default of suppliers; material fluctuations in the exchange rate between the U.S. Dollar and Euro; or unforeseen circumstances or any events or causes beyond Atlas Concorde USA’s ’s reasonable control. Deliveries or other performances may be suspended for an appropriate period of time or cancelled by Atlas Concorde USA upon notice to Buyer in the event of any of the foregoing, but the balance of the Agreement shall otherwise remain unaffected as a result of the foregoing.

If Atlas Concorde USA determines that its ability to supply the total demand for the Goods, or to obtain material used directly or indirectly in the manufacture of the Goods, is hindered, limited or made impracticable due to causes set forth in the preceding paragraph, Atlas Concorde USA may allocate its available supply of the Goods or such material (without obligation to acquire other supplies of any such Goods or material) among its purchasers on such basis as Atlas Concorde USA determines to be equitable without liability for any failure of performance which may result therefrom.

## 7. CANCELLATION

Buyer may cancel orders only upon reasonable advance written notice and upon payment to Atlas Concorde USA of Atlas Concorde USA’s cancellation charges which include, among other things, all costs and expenses incurred, and to cover commitments made by Atlas Concorde USA and a reasonable profit thereon. Atlas Concorde USA’s determination of such cancellation charges shall be conclusive. PROVIDED, HOWEVER, THAT ANY CANCELLATION MUST BE MADE BEFORE THE GOODS HAVE BEEN SHIPPED.

## 8. CHANGES

Buyer may request changes or additions to the Goods consistent with Atlas Concorde USA’s specifications and criteria. In the event, such changes or additions are accepted by Atlas Concorde USA, Atlas Concorde USA may revise the price and dates of delivery accordingly. Atlas Concorde USA reserves the right to change designs and specifications for the Goods without prior notice to Buyer, except with respect to Goods being made-to-order for Buyer.

## 9. INDEMNIFICATION

Buyer hereby covenants and agrees to defend, indemnify and hold harmless Atlas Concorde USA, their officers, directors, employees, agents, advisers, representatives and affiliates (collectively, the “Indemnitees”) from and against, and pay or reimburse the Indemnitees for any and all claims, liabilities, obligations, losses, fines, costs, royalties, proceedings, deficiencies or damages (whether absolute, accrued, conditional or otherwise and whether or not resulting from third party claims), including out-of-pocket expenses and reasonable attorneys’ and accountants’ fees incurred in the investigation or defense of any of the same or in asserting any of their respective rights hereunder (collectively, “Losses”), resulting from or arising out of: (i) Buyer’s breach of any provision or covenant set forth in this Agreement, and/or (ii) Buyer’s making of any representation to any third party regarding the Goods other than the limited warranty set forth in Section 4 above.

## 10. ASSIGNMENT

Buyer shall not assign its rights or delegate its duties hereunder or any interest herein without the prior written consent of Atlas Concorde USA, and any such assignment, without such consent, shall be void.

## 11. GENERAL PROVISIONS

No change, modification, rescission, discharge, abandonment, or waiver of these Terms and Conditions of Sale shall be binding upon Atlas Concorde USA unless made in writing and signed on its behalf by a duly authorized representative of Atlas Concorde USA. No conditions, usage of trade, course of dealing or performance, understanding or agreement purporting to modify, vary, explain, or supplement these Terms and Conditions of Sale shall be binding unless hereafter made in writing and signed by the party to be bound, and no modification or additional terms shall be applicable to this Agreement by Atlas Concorde USA’s receipt, acknowledgment, or acceptance of purchase orders, shipping instruction forms, or other documentation containing terms at variance with or in addition to those set forth herein. No waiver by either party with respect to any breach or default or of any right or remedy, and no course of dealing, shall be deemed to constitute a continuing waiver of any other breach or default or of any other right or remedy, unless such waiver be expressed in writing and signed by the party to be bound. All typographical or clerical errors made by Atlas Concorde USA in any quotation, acknowledgment or publication are subject to correction.

## 12. SEVERABILITY

If any provision of this Agreement shall be held invalid or unenforceable by competent authority, such provision shall be construed so as to be limited or reduced to be enforceable to the maximum extent compatible with the law as it shall then appear. The total invalidity or unenforceability of any particular provision of this Agreement shall not affect the other provisions hereof and this Agreement shall be construed in all respects as if such invalid or unenforceable provision were omitted.

## 13. GOVERNING LAW AND JURISDICTION

This Agreement shall be governed by and construed in accordance with the laws of the State of Tennessee without reference to its conflicts of laws principles. Buyer and Atlas Concorde USA agree to submit all disputes arising out of or in connection with this Agreement to the exclusive jurisdiction of the State and Federal courts of the State of Tennessee, located in Williamson County. EACH PARTY TO THIS AGREEMENT ACKNOWLEDGES AND AGREES THAT ANY CONTROVERSY WHICH MAY ARISE UNDER THIS AGREEMENT IS LIKELY TO INVOLVE COMPLICATED AND DIFFICULT ISSUES, AND, THEREFORE, EACH SUCH PARTY HEREBY IRREVOCABLY AND UNCONDITIONALLY WAIVES ANY RIGHT SUCH PARTY MAY HAVE TO A TRIAL BY JURY IN RESPECT OF ANY LITIGATION DIRECTLY OR INDIRECTLY ARISING OUT OF OR RELATING TO THIS AGREEMENT, OR THE BREACH, TERMINATION OR VALIDITY OF THIS AGREEMENT, OR THE TRANSACTIONS CONTEMPLATED BY THIS AGREEMENT. EACH SUCH PARTY CERTIFIES THAT THEY HAVE NOT RELIED UPON ANY REPRESENTATION OR INDUCEMENT OF THE OTHER PARTY IN AGREEING TO THIS PROVISION AND THAT THEY FREELY, KNOWINGLY AND VOLUNTARILY WAIVE THEIR RIGHT TO A JURY TRIAL. The Convention for the International Sale of Goods shall not apply to this Agreement.

## 14. U.S. EXPORT CONTROL REGULATIONS

All Goods sold to Buyer are subject to the export control laws of the United States and Buyer agrees not to re-sell or divert any Goods contrary to such laws.

## 15. RETURNED GOODS

Any and all material which Buyer desires to return and which Seller agrees to take back will be accepted only with prior written authorization and must be in full compliance of this Sellers return policy. No returns will be accepted on discontinued or not 1st grade material. Returns will not be accepted unless the Company has first issued a return authorization number. Only Company’s Customer Service Department can authorize a return, and all return authorizations must be in writing. No sales representative may accept the return of any products without such written authorization. Products may be returned to the Company only after inspection by the Company and after receipt by the Customer of shipping instructions. Returns will be charged a minimum restocking charge of 25% (unless the Company erred in filling the order) and will be limited to full and unopened cartons that have not been damaged or mutilated in any way. Shipping, handling, insurance, taxes, risk of loss and tariff charges for return products shall be borne by Customer.

## 16. NO THIRD-PARTY RIGHTS

These Terms and Conditions of Sale create no third-party rights between Atlas Concorde USA and any person other than Buyer, including but not limited to any Subsequent Transferee. It is understood and agreed that the parties do not intend that any third party be a beneficiary of these Terms and Conditions of Sale.

Atlas Concorde USA reserves the right to modify any product without notice and will not be liable for any direct or indirect damage resulting from such modifications.  
Colors and optical features of the materials illustrated in this catalogue are to be regarded as mere indications.  
For information and details relating to codes, packaging and weight it is recommended to refer to the latest pricelist.

© Copyright Atlas Concorde USA, Inc. 2022 - The reproduction of the work, fully or in part, is strictly forbidden.



Ceramiche Atlas Concorde S.p.A.  
Via Canaletto 141  
41042 Spezzano di Fiorano (MO) – Italia

Atlas Concorde USA, Inc.  
117 Seaboard Lane – Suite F170  
Franklin, TN 37067 – USA

Atlas Concorde Russia  
Business centre "Meliora Place"  
Prospekt Mira 6  
129090 Moscow – Russia

[atlasconcorde.com](http://atlasconcorde.com)