

Outdoor

2023

INTERACTIVE VERSION

Outdoor

2023

INTERACTIVE VERSION

Index

↔ Size Index

↔ Surface Range

↔ Overview

↔ Product Range

Stone Look

- ↔ AIX
- ↔ BOOST MIX
- ↔ BOOST STONE
- ↔ BRAVE
- ↔ KLIF
- ↔ KONE
- ↔ LIMS
- ↔ NORDE
- ↔ TRUST

Concrete Look

- ↔ BOOST
- ↔ BOOST NATURAL
- ↔ BOOST PRO
- ↔ PRISM

Marble Look

- ↔ MARVEL X
- ↔ MARVEL PRO
- ↔ MARVEL TRAVERTINE

Wood Look

- ↔ ENTICE
- ↔ ETIC PRO
- ↔ EXENCE

Metal Look

- ↔ BLAZE

Image Gallery

- ↔ STONE LOOK
- ↔ CONCRETE LOOK
- ↔ MARBLE LOOK
- ↔ WOOD LOOK
- ↔ METAL LOOK

↔ Technical Specifications

↔ We Care

A COMPLETE
PRODUCT
SYSTEM >

PRODUCT
FINDER >

SURFACE
RANGE >

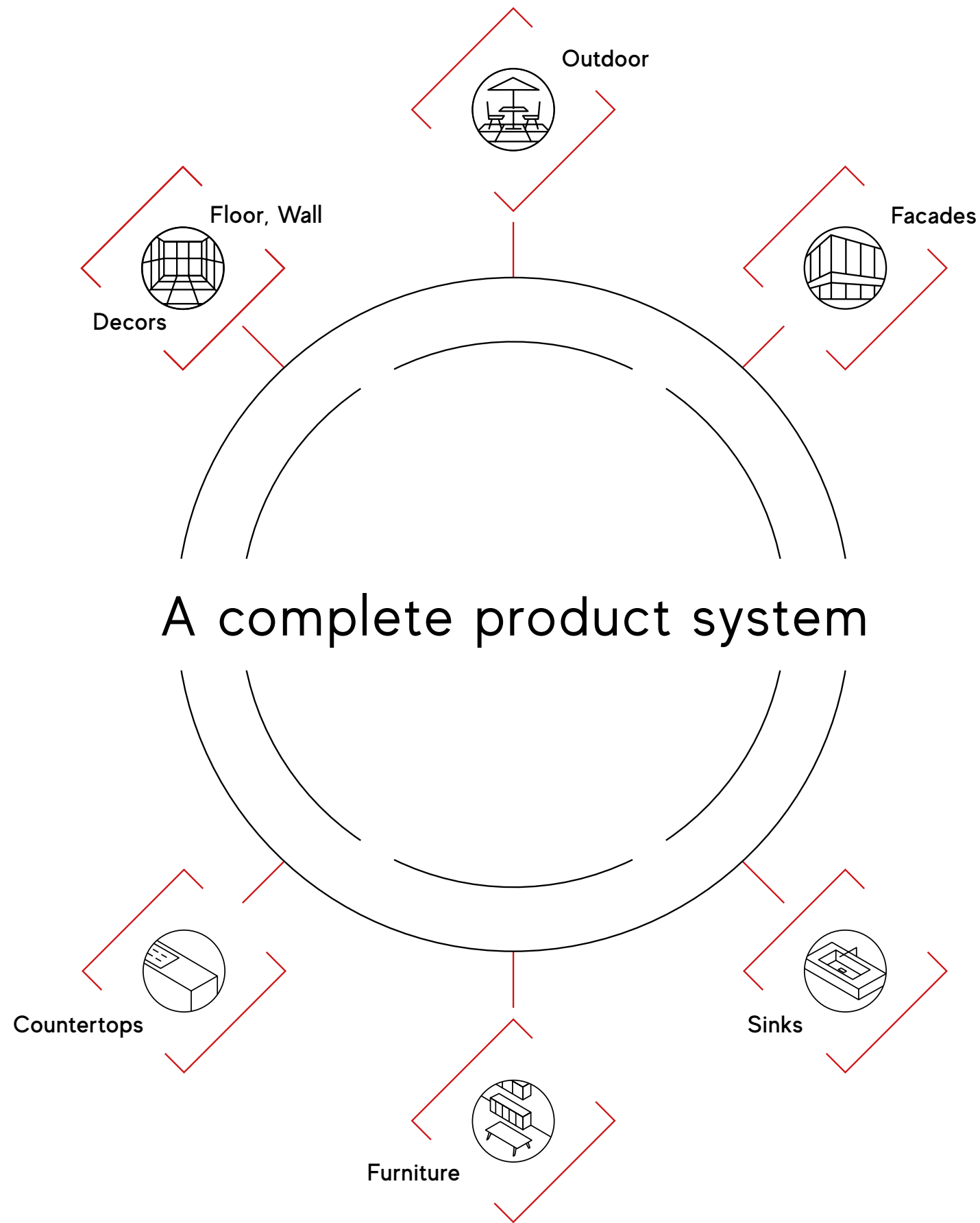
OVERVIEW >

PRODUCT
RANGE >

IMAGE
GALLERY >

TECHNICAL
SPECIFICATIONS >

WE CARE >



A system of indoor and outdoor surfaces: floors, walls, and decors.



Large slabs for kitchen countertops, tables, and furnishings.



Washbasins and bathroom furnishings in combination with Atlas Concorde surfaces.



DOWNLOAD >
GENERAL CATALOG 2023



Our product system is designed to create complete, coordinated interiors and exteriors. With our brands we offer a stylistic selection of functional surfaces and products for every space.

Il nostro sistema di prodotto è pensato per realizzare ambienti completi e coordinati. Attraverso i nostri brand offriamo una proposta stilistica di superfici e prodotti funzionali per ogni spazio.

Notre système de produits est conçu pour créer des ambiances complètes et coordonnées. À travers nos marques, nous offrons une proposition stylistique de surfaces et de produits fonctionnels pour chaque espace.

Unser Produktsystem ist darauf ausgelegt, Räumlichkeiten komplett und koordiniert zu gestalten. Mit unseren Marken bieten wir stilistisch ansprechende Beläge und funktionelle Produkte für jedes Ambiente.

Nuestro sistema de productos está diseñado para crear ambientes completos y combinados. A través de nuestras marcas, ofrecemos una propuesta estilística de superficies y productos funcionales para todos los espacios.

Наша продуктовая система задумана для комплексного оформления интерьеров. Посредством наших брендов мы предлагаем широкий ассортимент функциональных изделий и плитки для любого пространства.

INDEX



A COMPLETE PRODUCT SYSTEM >

PRODUCT FINDER >

SURFACE RANGE >

OVERVIEW >

PRODUCT RANGE >














IMAGE GALLERY >

TECHNICAL SPECIFICATIONS >

WE CARE >



Outdoor Size Index

120x240 	44	BOOST	20 mm	Concrete Look	37,5x75 	26	AIX	9 mm	Stone Look
						34	KLIF	9 mm	Stone Look
						38	LIMS	9 mm	Stone Look
120x120 	28	BOOST MIX	20 mm	Stone Look	60x60 	28	BOOST MIX	20 mm	Stone Look
	30	BOOST STONE	20 mm	Stone Look		30	BOOST STONE	20 mm	Stone Look
	32	BRAVE	20 mm	Stone Look		32	BRAVE	20 mm	Stone Look
	44	BOOST	9/20 mm	Concrete Look		38	LIMS	20 mm	Stone Look
	46	BOOST NATURAL	9/20 mm	Concrete Look		40	NORDE	20 mm	Stone Look
	48	BOOST PRO	9/20 mm	Concrete Look		42	TRUST	20 mm	Stone Look
	50	PRISM	9/20 mm	Concrete Look		44	BOOST	20 mm	Concrete Look
	62	BLAZE	20 mm	Metal Look		46	BOOST NATURAL	20 mm	Concrete Look
						48	BOOST PRO	20 mm	Concrete Look
						62	BLAZE	20 mm	Metal Look
60x120 	28	BOOST MIX	20 mm	Stone Look	30x60 	28	BOOST MIX	9 mm	Stone Look
	30	BOOST STONE	9/20 mm	Stone Look		30	BOOST STONE	9 mm	Stone Look
	32	BRAVE	20 mm	Stone Look		32	BRAVE	9 mm	Stone Look
	38	LIMS	20 mm	Stone Look		36	KONE	9 mm	Stone Look
	40	NORDE	9/20 mm	Stone Look		40	NORDE	9 mm	Stone Look
	42	TRUST	9/20 mm	Stone Look		42	TRUST	9 mm	Stone Look
	44	BOOST	20 mm	Concrete Look		52	MARVEL PRO	9 mm	Marble Look
	46	BOOST NATURAL	9 mm	Concrete Look					
	48	BOOST PRO	20 mm	Concrete Look	18,5x150 	60	EXENCE	9 mm	Wood Look
	52	MARVEL X	20 mm	Marble Look					
	54	MARVEL TRAVERTINE	9/20 mm	Marble Look	30x120 	56	ENTICE	20 mm	Wood Look
						58	ETIC PRO	20 mm	Wood Look
						60	EXENCE	20 mm	Wood Look
80x80 	40	NORDE	20 mm	Stone Look	20x120 	56	ENTICE	9 mm	Wood Look
	50	PRISM	20 mm	Concrete Look					
90x90 	44	BOOST	20 mm	Concrete Look	22,5x90 	58	ETIC PRO	9 mm	Wood Look
	48	BOOST PRO	20 mm	Concrete Look					
60x90 	26	AIX	20 mm	Stone Look					
	40	NORDE	20 mm	Stone Look					

INDEX



A COMPLETE
PRODUCT
SYSTEM



PRODUCT
FINDER



SURFACE
RANGE



OVERVIEW



PRODUCT
RANGE



IMAGE
GALLERY



TECHNICAL
SPECIFICATIONS



WE CARE



Outdoor Porcelain Tiles Stone Look

9 mm Grip, Roccia

20 mm Outdoor



INDEX



A COMPLETE PRODUCT SYSTEM

PRODUCT FINDER

SURFACE RANGE

OVERVIEW

PRODUCT RANGE

IMAGE GALLERY

TECHNICAL SPECIFICATIONS

WE CARE

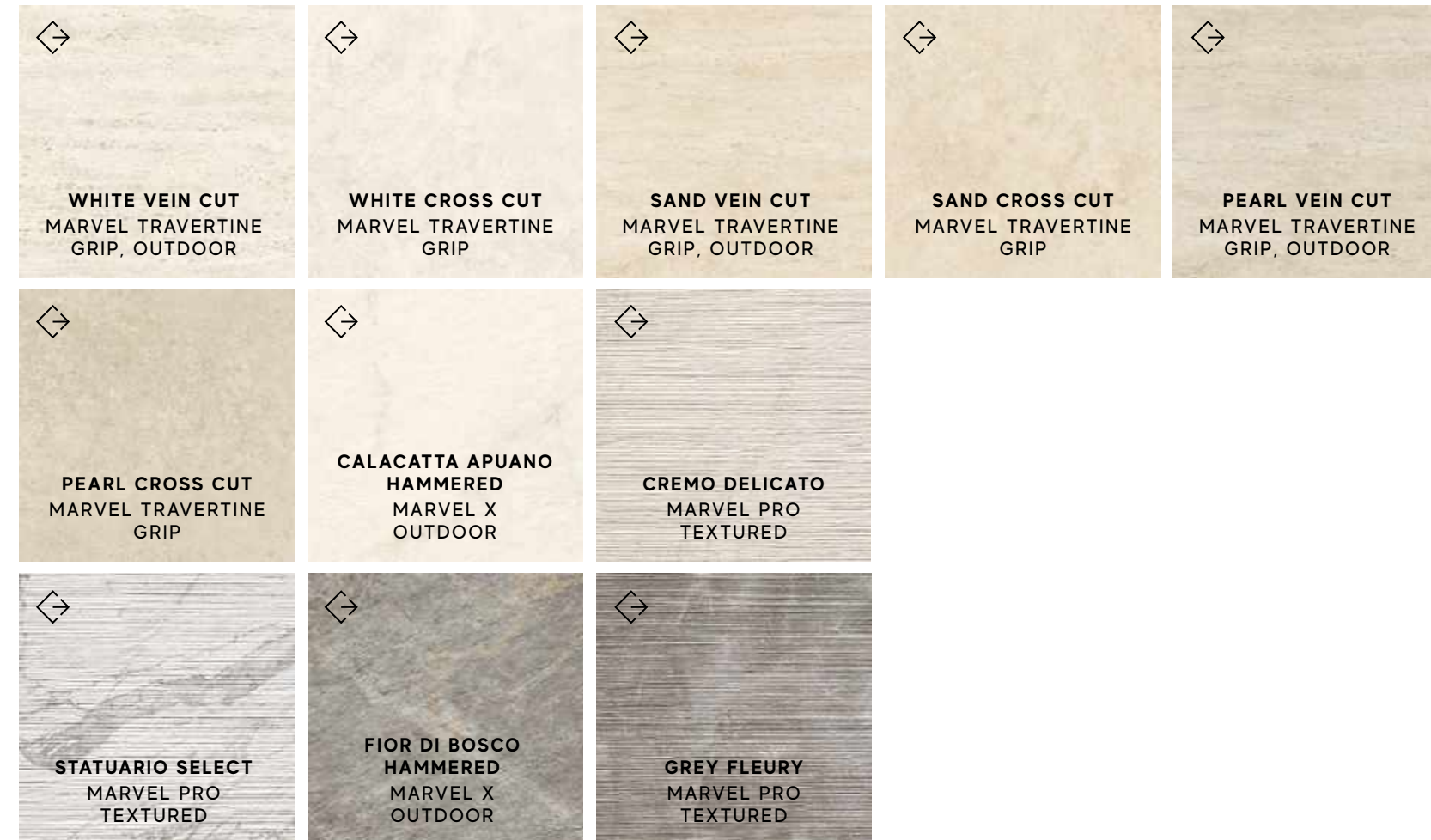
Outdoor Porcelain Tiles Concrete Look

≡ 9 mm Grip
≡ 20 mm Outdoor



Marble Look

≡ 9 mm Grip, Textured
≡ 20 mm Outdoor



INDEX



A COMPLETE
PRODUCT
SYSTEM



PRODUCT
FINDER



SURFACE
RANGE



OVERVIEW



PRODUCT
RANGE



IMAGE
GALLERY



TECHNICAL
SPECIFICATIONS




WE CARE



Outdoor Porcelain Tiles Wood Look


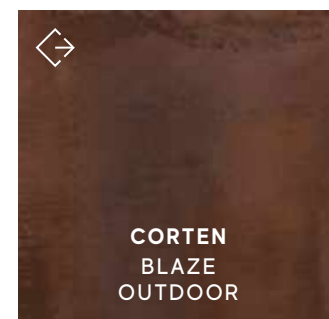
≡ 9 mm Grip

≡ 20 mm Outdoor





Metal Look


≡ 20 mm Outdoor



© Ceramiche Atlas Concorde

INDEX 

A COMPLETE
PRODUCT
SYSTEM 

PRODUCT
FINDER 

**SURFACE
RANGE** 

OVERVIEW 




PRODUCT
RANGE 

IMAGE
GALLERY 

TECHNICAL
SPECIFICATIONS 

WE CARE 



© Ceramiche Atlas Concorde

Overview

- ◇ THE RIGHT SOLUTION FOR THE OUTDOORS
- ◇ CONTINUITY INDOORS AND OUT FOR TOTAL-LOOK PROJECTS
- ◇ DECORATIVE PATTERNS TO CUSTOMIZE YOUR SPACE
- ◇ COMPLETE YOUR PROJECT
- ◇ THE BENEFITS OF OUTDOOR PORCELAIN TILES

INDEX



A COMPLETE PRODUCT SYSTEM >

PRODUCT FINDER >

SURFACE RANGE >

OVERVIEW >

PRODUCT RANGE >

IMAGE GALLERY >

TECHNICAL SPECIFICATIONS >

WE CARE >

The right solution for the outdoors

Atlas Concorde offers a wide range of outdoor surfaces inspired by the looks of wood, stone, concrete, metal, and the suggestions of marble. Outdoor solutions make it possible to customize any residential, public, or commercial setting: patios, pedestrian areas, decking, swimming pools, spas, driveways, facades, and high-traffic areas.


Atlas Concorde offre un'ampia gamma di superfici per l'esterno ispirate ai look legno, pietra, cemento, metallo e alle suggestioni del marmo. Le soluzioni outdoor permettono di personalizzare tutti i contesti residenziali, pubblici e commerciali: patii, aree pedonali, decking, piscine, spa, aree carrabili, facciate ed aree ad alto traffico.

Atlas Concorde bietet eine umfassende Produktpalette aus Außenbelägen in Holz-, Stein-, Beton- und Metalloptik und auch in faszinierender Marmoroptik. Die Outdoor-Produkte erlauben die Personalisierung jedes Projekts im Wohnungs- und Gewerbebau sowie für öffentliche Bauvorhaben: Innenhöfe, Fußgängerzonen, Außenböden, Schwimmbäder, Spas, Fahrwege, Fassaden, Terrassenbeläge und stark begangene Bereiche.

Atlas Concorde ofrece una amplia gama de superficies de exterior inspiradas en la madera, la piedra, el cemento, el metal y el mármol. Las soluciones para exteriores permiten personalizar todos los contextos residenciales, públicos y comerciales: patios, zonas peatonales, terrazas, piscinas, centros de bienestar, entradas de vehículos, fachadas y zonas de mucho tránsito.

Atlas Concorde propose une large gamme de surfaces pour extérieur inspirées par aspects bois, pierre, béton, métal et marbre. Les solutions pour extérieur permettent de personnaliser tous les contextes résidentiels, publics et commerciaux : patios, zones piétonnes, terrasses, piscines, spas, allées, façades et zones à fort trafic.

Atlas Concorde предлагает широкую гамму уличной плитки под дерево, камень, бетон, металл, мрамор. Этой плиткой можно оформлять любые жилые, общественные и коммерческие пространства: патио, пешеходные зоны, террасы, бассейны, спа-залы, подъездные дорожки, фасады, места с большой проходимостью.



© Ceramiche Atlas Concorde

INDEX



A COMPLETE
PRODUCT
SYSTEM



PRODUCT
FINDER



SURFACE
RANGE



OVERVIEW



PRODUCT
RANGE



IMAGE
GALLERY



TECHNICAL
SPECIFICATIONS



WE CARE



Continuity indoors and out for total-look projects

All surfaces in the outdoor range can be matched with Atlas Concorde collections and allow for eye-catching total-look projects distinguished by a full stylistic fusion of indoor and outdoor spaces, visually expanding them.

Tutte le superfici della gamma Outdoor sono abbinabili alle collezioni Atlas Concorde e permettono di realizzare accattivanti progetti total look contraddistinti da una piena fusione stilistica tra spazi interni ed esterni, ampliando visivamente gli spazi.

Alle Beläge des Outdoor-Sortiments sind mit den Atlas Concorde-Kollektionen kombinierbar und erlauben die Gestaltung attraktiver Projekte im Total Look, in denen Innen- und Außenbereiche stilistisch nahtlos ineinander übergehen und damit optisch größer wirken.

Todas las superficies de la gama Outdoor pueden combinarse con las colecciones de Atlas Concorde y permiten realizar proyectos total look muy interesantes caracterizados por una fusión estilística total entre el interior y el exterior, lo cual permite ampliar visualmente los espacios.

Toutes les surfaces de la gamme Outdoor peuvent être combinées avec les collections Atlas Concorde et permettent de réaliser des projets total look attrayants, caractérisés par une fusion stylistique complète des espaces intérieurs et extérieurs, qui élargissent visuellement l'espace.

Вся плитка гаммы Outdoor сочетается с коллекциями Atlas Concorde и позволяет связывать интерьер и улицу в одно стилистическое целое, визуально увеличивая пространства.



© Ceramiche Atlas Concorde

INDEX



A COMPLETE
PRODUCT
SYSTEM



PRODUCT
FINDER



SURFACE
RANGE



OVERVIEW



PRODUCT
RANGE



IMAGE
GALLERY



TECHNICAL
SPECIFICATIONS



WE CARE



Decorative patterns to customize your space

The range of outdoor solutions is enhanced by decors specifically designed to embellish the walls of patios and other outdoor spaces with a sophisticated design.

L'offerta delle soluzioni Outdoor è impreziosita da proposte decorative appositamente studiate per valorizzare le pareti di dehors e altri spazi in esterno con un design ricercato.

Die Outdoor-Produkte werden durch Dekore bereichert, die eigens darauf ausgelegt sind, die Wände von Terrassen sowie von Außenbereichen im Allgemeinen durch ein ausgesuchtes Design aufzuwerten.

La oferta de soluciones Outdoor se enriquece con motivos decorativos específicamente diseñados para realzar las paredes de las zonas exteriores y otros espacios al aire libre con un diseño refinado.

La gamme de solutions pour l'extérieur est enrichie de propositions décoratives spécialement conçues pour mettre en valeur les murs des patios et autres espaces extérieurs au design sophistiqué.

Ассортимент решений Outdoor дополнен декоративными элементами для стильного украшения стен на террасах и в любых других наружных пространствах.



© Ceramiche Atlas Concorde

INDEX



A COMPLETE
PRODUCT
SYSTEM



PRODUCT
FINDER



SURFACE
RANGE



OVERVIEW



PRODUCT
RANGE



IMAGE
GALLERY



TECHNICAL
SPECIFICATIONS



WE CARE



Complete your project

Our outdoor solutions feature a wide range of special pieces for swimming pools, gardens, and urban furnishings. The variety of finishing trims will allow you to complete all types of projects down to the smallest detail.


Le soluzioni per l'esterno presentano una ricca offerta di pezzi speciali per piscine, giardini e contesti di arredo urbano. Una varietà all' insegna della completezza, che permette di rifinire tutte le tipologie di progetti nei minimi particolari.

Die Lösungen für das Outdoor umfassen ein reiches Angebot aus Formstücken für Swimmingpools, Gärten und den Städtebau. Ein komplettes und vielfältiges Sortiment zum gelungenen Abschluss jedes Projekts bis ins kleinste Detail.

Las soluciones para exteriores cuentan con una amplia gama de oferta de piezas especiales para piscinas, jardines y contextos de mobiliario urbano. Una variedad que apunta a ser completa para dar un buen acabado a todo tipo de proyectos hasta el más mínimo detalle.

Les solutions pour extérieur présentent une vaste gamme de pièces spéciales pour piscines, jardins et mobilier urbain. Une variété au nom de l'exhaustivité, permettant de réaliser tous les types de projets jusque dans les moindres détails.

Гамма уличной плитки включает широкий выбор специальных элементов для бассейнов, садов, городских пространств. Эти элементы позволяют придать любому проекту завершенность и ухоженность до мельчайших деталей.



© Ceramiche Atlas Concorde

INDEX



A COMPLETE
PRODUCT
SYSTEM



PRODUCT
FINDER



SURFACE
RANGE



OVERVIEW



PRODUCT
RANGE



IMAGE
GALLERY



TECHNICAL
SPECIFICATIONS



WE CARE



The benefits of outdoor porcelain tiles

Atlas Concorde's outdoor surfaces are extremely resistant to weathering, intense stresses, and conditions typical of outdoor spaces.

The tiles are designed to last, and are easy to install, clean, and reposition without masonry work.

Le superfici per l'esterno di Atlas Concorde risultano estremamente resistenti agli agenti atmosferici, alle intese sollecitazioni e alle condizioni tipiche degli spazi all'aperto. Proposte pensate per durare nel tempo, facili da posare, pulire e riposizionare senza interventi di muratura.

Die Außenbeläge von Atlas Concorde sind hochbeständig gegen Witterung, intensive Beanspruchung und die typischen Belastungen, denen Außenbereiche ausgesetzt sind. Produkte, die langlebig sind, und die sich einfach verlegen, reinigen sowie ohne Mauerarbeiten umpositionieren lassen.

Las superficies para exteriores de Atlas Concorde son extremadamente resistentes a los agentes atmosféricos, al uso intensivo y a las condiciones típicas de los espacios exteriores. Son propuestas pensadas para ser duraderas, fáciles de colocar, limpiar y recolocar sin trabajos de albañilería.

Les surfaces pour extérieur d'Atlas Concorde sont extrêmement résistantes aux intempéries, aux contraintes intenses et aux conditions typiques des espaces extérieurs. Propositions conçues pour être durables, faciles à installer, à nettoyer et à repositionner sans travaux de maçonnerie.

Уличная плитка Atlas Concorde очень устойчива к атмосферным воздействиям, высоким нагрузкам и любым факторам, характерным для наружных пространств. Эта плитка долговечна и проста в укладке и уходе. Ее легко переставлять без каких-либо укладочных работ.



© Ceramiche Atlas Concorde

INDEX



A COMPLETE
PRODUCT
SYSTEM



PRODUCT
FINDER



SURFACE
RANGE



OVERVIEW



PRODUCT
RANGE



IMAGE
GALLERY



TECHNICAL
SPECIFICATIONS



WE CARE





© Ceramiche Atlas Concorde

Product Range

Stone Look

- ◇ AIX
- ◇ BOOST MIX
- ◇ BOOST STONE
- ◇ BRAVE
- ◇ KLIF
- ◇ KONE
- ◇ LIMS
- ◇ NORDE
- ◇ TRUST

Concrete Look

- ◇ BOOST
- ◇ BOOST NATURAL
- ◇ BOOST PRO
- ◇ PRISM

Marble Look

- ◇ MARVEL X
- ◇ MARVEL PRO
- ◇ MARVEL TRAVERTINE

Wood Look

- ◇ ENTICE
- ◇ ETIC PRO
- ◇ EXENCE

Metal Look

- ◇ BLAZE

INDEX



A COMPLETE
PRODUCT
SYSTEM >

PRODUCT
FINDER >

SURFACE
RANGE >

OVERVIEW >

PRODUCT
RANGE >

STONE LOOK
CONCRETE LOOK
MARBLE LOOK
WOOD LOOK
METAL LOOK

IMAGE
GALLERY >

TECHNICAL
SPECIFICATIONS >

WE CARE >

Aix

OUTDOOR ± 20 mm

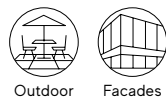
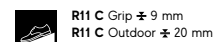


± 20 mm
60x90 cm - 23⁵/₈" x 35⁵/₈"
 APS1 Aix Blanc
 APS2 Aix Beige
 APS4 Aix Cendre
 APS5 Aix Fumée

GRIP SURFACE



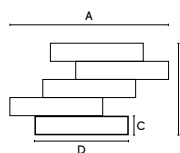
± 9 mm
37,5x75 cm - 14³/₄" x 29¹/₂"
 APSL Aix Blanc
 APSM Aix Beige
 APSO Aix Cendre
 APSQ Aix Fumée



DECORS



Aix Brick Tumbled 37x37 cm - 14⁵/₈" x 14⁵/₈"
 AØUE Aix Blanc
 AØUF Aix Beige
 AØUG Aix Cendre
 AØUH Aix Fumée



A: 62,7 cm - 24⁵/₈"
 B: 36,7 cm - 14³/₈"
 C: 7,15 cm - 2³/₄"
 D: 36,65 cm - 14³/₈"

INDEX



A COMPLETE
PRODUCT
SYSTEM



PRODUCT
FINDER



SURFACE
RANGE



OVERVIEW



PRODUCT
RANGE



STONE LOOK
CONCRETE LOOK
MARBLE LOOK
WOOD LOOK
METAL LOOK

IMAGE
GALLERY



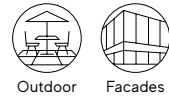
TECHNICAL
SPECIFICATIONS




WE CARE



Boost Mix




OUTDOOR ± 20 mm



± 20 mm
120x120 cm - 47¹/₄"x47¹/₄"
A84U Boost Mix Ivory
A84V Boost Mix Pearl
A84W Boost Mix Smoke



± 20 mm
60x120 cm - 23⁵/₈"x47¹/₄"
A84R Boost Mix Ivory
A84S Boost Mix Pearl
A84T Boost Mix Smoke




± 20 mm
60x60 cm - 23⁵/₈"x23⁵/₈"
A84O Boost Mix Ivory
A84P Boost Mix Pearl
A84Q Boost Mix Smoke

GRIP SURFACE



± 9 mm
30x60 cm - 11³/₄"x23⁵/₈"
A8ØR Boost Mix Ivory
A8ØS Boost Mix Pearl
A8ØT Boost Mix Smoke



INDEX



A COMPLETE PRODUCT SYSTEM >

PRODUCT FINDER >

SURFACE RANGE >

OVERVIEW >

PRODUCT RANGE >

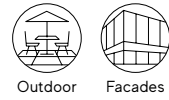
STONE LOOK
CONCRETE LOOK
MARBLE LOOK
WOOD LOOK
METAL LOOK

IMAGE GALLERY >


TECHNICAL SPECIFICATIONS >

WE CARE >

Boost Stone




OUTDOOR ± 20 mm



± 20 mm
120x120 cm - 47 1/4" x 47 1/4"
 A67M Boost Stone White
 A67N Boost Stone Cream
 A67O Boost Stone Clay
 A67P Boost Stone Grey
 A7II Boost Stone Smoke
 A67Q Boost Stone Tarmac




± 20 mm
60x120 cm - 23 5/8" x 47 1/4"
 A67R Boost Stone White
 A67S Boost Stone Cream
 A67T Boost Stone Clay
 A67U Boost Stone Grey
 A7IJ Boost Stone Smoke
 A67V Boost Stone Tarmac




± 20 mm
60x60 cm - 23 5/8" x 23 5/8"
 A67W Boost Stone White
 A67X Boost Stone Cream
 A67Y Boost Stone Clay
 A67Z Boost Stone Grey
 A7IK Boost Stone Smoke
 A67Ø Boost Stone Tarmac

GRIP SURFACE



± 9 mm
60x120 cm - 23 5/8" x 47 1/4"
 A66R Boost Stone White
 A66S Boost Stone Ivory
 A66T Boost Stone Cream
 A66U Boost Stone Clay
 A66V Boost Stone Taupe
 A66Z Boost Stone Tobacco
 A66W Boost Stone Pearl
 A66X Boost Stone Grey
 A66Y Boost Stone Smoke
 A66Ø Boost Stone Tarmac




± 9 mm
30x60 cm - 11 3/4" x 23 5/8"
 A661 Boost Stone White
 A662 Boost Stone Ivory
 A663 Boost Stone Cream
 A664 Boost Stone Clay
 A665 Boost Stone Taupe
 A669 Boost Stone Tobacco
 A666 Boost Stone Pearl
 A667 Boost Stone Grey
 A668 Boost Stone Smoke
 A67A Boost Stone Tarmac


DECORS



Boost Stone Pearl
Mosaico Brick 30x60 cm - 11 3/4" x 23 5/8"
 A7C3 Boost Stone White
 A7C4 Boost Stone Ivory
 A7C5 Boost Stone Cream
 A7C6 Boost Stone Clay
 A7C7 Boost Stone Taupe
 A7DB Boost Stone Tobacco
 A7C8 Boost Stone Pearl
 A7C9 Boost Stone Grey
 A7DA Boost Stone Smoke
 A7DC Boost Stone Tarmac



A: 3,9x60 cm - 1 1/2" x 23 5/8"
 B: 1,7x60 cm - 5/8" x 23 5/8"
 C: 4,6x60 cm - 1 3/4" x 23 5/8"



INDEX



A COMPLETE PRODUCT SYSTEM



PRODUCT FINDER



SURFACE RANGE



OVERVIEW



PRODUCT RANGE



STONE LOOK
 CONCRETE LOOK
 MARBLE LOOK
 WOOD LOOK
 METAL LOOK

IMAGE GALLERY



TECHNICAL SPECIFICATIONS




WE CARE



Brave


OUTDOOR ± 20 mm



± 20 mm
120x120 cm - 47¹/₄"x47¹/₄"
 AOX9 Brave Grey
 AOYA Brave Coke



± 20 mm
60x120 cm - 23⁵/₈"x47¹/₄"
 AT5I Brave Gypsum
 AT5J Brave Pearl
 AT5K Brave Grey
 AT5L Brave Earth
 AT5M Brave Coke





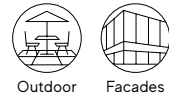


± 20 mm
60x60 cm - 23⁵/₈"x23⁵/₈"
 AXAT Brave Gypsum
 AXAU Brave Pearl
 AXAV Brave Grey
 AXAW Brave Earth
 AXAX Brave Coke

GRIP SURFACE



± 9 mm
30x60 cm - 11³/₈"x23⁵/₈"
 DØ51 Brave Gypsum
 DØ52 Brave Pearl
 DØ53 Brave Grey
 DØ54 Brave Earth
 DØ55 Brave Coke



DECORS



Brave Listello 8x60 cm - 3¹/₈"x23⁵/₈"
 A1X5 Brave Gypsum
 A1X4 Brave Grey
 A1X2 Brave Coke
 A1X6 Brave Pearl
 A1X3 Brave Earth



INDEX



A COMPLETE
 PRODUCT
 SYSTEM



PRODUCT
 FINDER



SURFACE
 RANGE



OVERVIEW



PRODUCT
 RANGE



STONE LOOK
 CONCRETE LOOK
 MARBLE LOOK
 WOOD LOOK
 METAL LOOK

IMAGE
 GALLERY



TECHNICAL
 SPECIFICATIONS



WE CARE

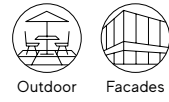


Klif

GRIP SURFACE




± 9 mm
37,5x75 cm - 14³/₄"x29¹/₂"
 ANXØ Klif White
 ANX1 Klif Silver
 ANX2 Klif Grey
 ANX3 Klif Dark




WHITE



SILVER



GREY

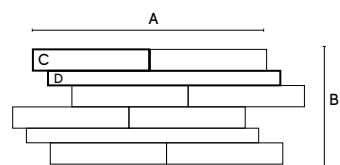


DARK

DECORS



Klif Brick 37,5x75 cm - 14³/₄"x29¹/₂"
 AN7C Klif White
 AN7D Klif Silver
 AN7E Klif Grey
 AN7F Klif Dark



A: 74,8 cm - 29¹/₂"
B: 37,4 cm - 14³/₄"
C: 7x37,3 cm - 2³/₄"x14³/₄"
D: 4,2x74,8 cm - 1⁵/₈"x29¹/₂"

INDEX



A COMPLETE
PRODUCT
SYSTEM



PRODUCT
FINDER



SURFACE
RANGE



OVERVIEW



PRODUCT
RANGE



STONE LOOK
CONCRETE LOOK
MARBLE LOOK
WOOD LOOK
METAL LOOK

IMAGE
GALLERY



TECHNICAL
SPECIFICATIONS



WE CARE






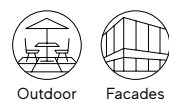


Kone

GRIP SURFACE



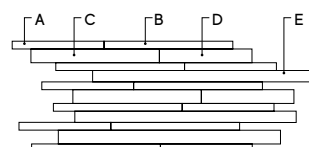
± 9 mm
30x60 cm - 11³/₄"x23⁵/₈"
 D221 Kone White
 D222 Kone Beige
 D223 Kone Silver
 D224 Kone Pearl
 D225 Kone Grey



DECORS



Kone Brick 30x60 cm - 11³/₄"x23⁵/₈"
 AUNW Kone White
 AUNZ Kone Pearl
 AUNX Kone Beige
 AUNØ Kone Grey
 AUNY Kone Silver



A: 2,1x24,8 cm - 3¹/₄"x9³/₈"
 B: 2,1x34,5 cm - 3¹/₄"x13⁵/₈"
 C: 3,3x34,5 cm - 1¹/₄"x13⁵/₈"
 D: 3,3x24,8 cm - 1¹/₄"x9³/₈"
 E: 2,5x60 cm - 1"x23⁵/₈"



Kone Listello 8x60 cm - 3¹/₈"x23⁵/₈"
 AUNM Kone White
 AUNN Kone Beige
 AUNO Kone Silver
 AUNP Kone Pearl
 AUNQ Kone Grey

INDEX



A COMPLETE PRODUCT SYSTEM



PRODUCT FINDER



SURFACE RANGE



OVERVIEW



PRODUCT RANGE



STONE LOOK
 CONCRETE LOOK
 MARBLE LOOK
 WOOD LOOK
 METAL LOOK

IMAGE GALLERY



TECHNICAL SPECIFICATIONS



WE CARE



Lims

OUTDOOR ± 20 mm




± 20 mm
60x120 cm - 23⁵/₈" x 47¹/₄"
 A3LU Lims Ivory
 A3LV Lims Beige
 A3LW Lims Grey
 A3LX Lims Desert

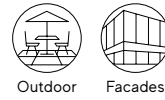
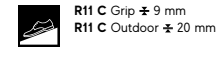


± 20 mm
60x60 cm - 23⁵/₈" x 23⁵/₈"
 A3LY Lims Ivory
 A3LZ Lims Beige
 A3LØ Lims Grey
 A3L1 Lims Desert

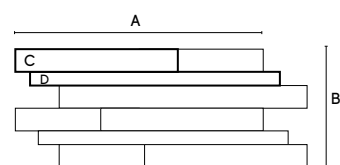
GRIP SURFACE



± 9 mm
37,5x75 cm - 14³/₄" x 29¹/₂"
 A3DY Lims Ivory
 A3DZ Lims Beige
 A3DØ Lims Grey
 A3D1 Lims Desert



DECORS



Lims Brick 37,5x75 cm - 14³/₄" x 29¹/₂"
 A3JA Lims Ivory
 A3JB Lims Beige
 A3JC Lims Grey
 A3JD Lims Desert

A: 75 cm - 29¹/₂"
 B: 37,5 cm - 14³/₄"
 C: 6,9 x 49,1 cm - 2³/₄" x 19¹/₄"
 D: 4,4 x 75 cm - 1³/₄" x 29¹/₂"

INDEX



A COMPLETE PRODUCT SYSTEM



PRODUCT FINDER



SURFACE RANGE



OVERVIEW



PRODUCT RANGE



STONE LOOK
 CONCRETE LOOK
 MARBLE LOOK
 WOOD LOOK
 METAL LOOK

IMAGE GALLERY



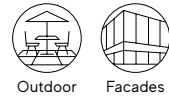
TECHNICAL SPECIFICATIONS



WE CARE



Norde




OUTDOOR ± 20 mm




± 20 mm
60x120 cm - 23⁵/₈"x47¹/₄"
 A5TV Norde Magnesio
 A5TW Norde Oro
 A451 Norde Platino
 A5TX Norde Piombo



± 20 mm
60x90 cm - 23⁵/₈"x35⁵/₈"
 A5T2 Norde Magnesio
 A5T3 Norde Oro
 A5T4 Norde Platino
 A5T5 Norde Piombo



± 20 mm
80x80 cm - 31¹/₂"x31¹/₂"
 A56L Norde Magnesio
 A56M Norde Oro
 A56N Norde Platino
 A56O Norde Piombo



± 20 mm
60x60 cm - 23⁵/₈"x23⁵/₈"
 A5TY Norde Magnesio
 A5TZ Norde Oro
 A5TØ Norde Platino
 A5T1 Norde Piombo

GRIP SURFACE



± 9 mm
60x120 cm - 23⁵/₈"x47¹/₄"
 A5MH Norde Magnesio
 A5MI Norde Oro
 A45Ø Norde Platino
 A5MJ Norde Piombo

ROCCIA SURFACE



± 9 mm
30x60 cm - 11³/₄"x23⁵/₈"
 A5NA Norde Magnesio
 A5NB Norde Oro
 A5NC Norde Platino
 A45Y Norde Piombo



± 20 mm
Norde Path A+B*
54x54 cm - 21¹/₄"x21¹/₄"
 A58M Norde Magnesio
 A58N Norde Oro
 A58O Norde Platino
 A58P Norde Piombo

± 20 mm
Norde Path C*
55x109 cm - 21⁵/₈"x42¹/₈"
 A58Q Norde Magnesio
 A58R Norde Oro
 A58S Norde Platino
 A58T Norde Piombo



± 9 mm
Norde Composizione Palladiana Grip**
 A58U Norde Magnesio
 A58V Norde Oro
 A58W Norde Platino
 A58X Norde Piombo

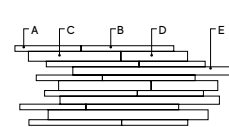
* We recommend "dry" installation on gravel and/or grass. Si consiglia posa "a secco" su ghiaia e/o erba. Pose « à sec » sur gravillons et/ou herbe conseillée. Es wird eine Trockenverlegung auf Kies bzw. Rasen empfohlen. Se recomienda colocación «en seco» sobre grava o hierba. Рекомендуется «сухая» укладка на гравий и/или траву.

** Example of layout measuring about 1 m². Minimum order: 8 m². Variable tessera size and shape with tumbled edge. We recommend installation with a joint of no less than 10 mm. Esempio di posato corrispondente a circa 1 mq. Ordine minimo di 8 mq. Dimensione e forma delle tessere variabile con bordo burattato. Si consiglia posa con fuga non inferiore a 10mm. Exemple de produit posé correspondant à 1 mètre carré environ. Commande minimum: 8 mètres carrés. Dimensions et forme des tesselles variables avec bord tamisé. Pose conseillée avec un joint non inférieur à 10mm. Verlegebeispiel für circa 1 qm. Mindestbestellmenge 8 qm. Abmessung und Form der Steine sind unterschiedlich, aber alle weisen getrommelte Kanten auf. Für die Verlegung wird eine Fugenbreite von nicht weniger r als 10 mm empfohlen. Ejemplo de colocación correspondiente aproximadamente a 1 m. Pedido mínimo de 8 m. Tamaño y forma variable de los mosaicos con borde burinado. Se recomienda colocación con junta de no menos de 10 mm. Пример укладки, соответствующий примерно 1 кв.м. Минимальный объем заказа – 8 кв.м. Размер и форма chips варьируются, chips имеют выщербленные края. Рекомендуется укладка с межплиточным швом не менее 10 мм.

DECORS



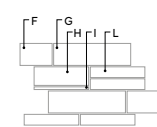
Norde Brick
30x60 cm - 11³/₄"x23⁵/₈"
 A59P Norde Magnesio
 A59Q Norde Oro
 A59R Norde Platino
 A59S Norde Piombo



A: 2,1x24,8 cm - 3³/₄"x9³/₄"
 B: 2,1x34,5 cm - 3³/₄"x13⁵/₈"
 C: 3,3x34,5 cm - 1³/₄"x13⁵/₈"
 D: 3,3x24,8 cm - 1³/₄"x9³/₄"
 E: 2,5x60 cm - 1"x23⁵/₈"



Norde Brick Corten
27,8x39 cm - 11"x15³/₈"
 A596 Norde Magnesio
 A597 Norde Oro
 A598 Norde Platino
 A599 Norde Piombo



F: 7,82x11,42 cm - 3¹/₈"x4¹/₂"
 G: 7,82x27,42 cm - 3¹/₈"x10⁷/₈"
 H: 1,0x19,42 cm - 3⁷/₈"x7⁷/₈"
 I: 6,64x19,42 cm - 2⁵/₈"x7⁷/₈"
 L: 3,82x19,42 cm - 1⁵/₈"x7⁷/₈"

OUTDOOR 20 mm / GRIP



MAGNESIO



ORO




PLATINO




PIOMBO

ROCCIA



MAGNESIO



ORO



PLATINO



PIOMBO

INDEX



A COMPLETE PRODUCT SYSTEM



PRODUCT FINDER



SURFACE RANGE



OVERVIEW



PRODUCT RANGE



STONE LOOK
 CONCRETE LOOK
 MARBLE LOOK
 WOOD LOOK
 METAL LOOK

IMAGE GALLERY



TECHNICAL SPECIFICATIONS



WE CARE




Trust

OUTDOOR ± 20 mm



± 20 mm
60x120 cm - 23⁵/₈"x47¹/₄"
 AY4G Trust Ivory
 AY4E Trust Gold
 AY4D Trust Silver
 AY4F Trust Titanium





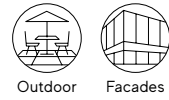
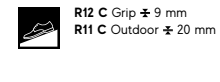


± 20 mm
60x60 cm - 23⁵/₈"x23⁵/₈"
 AY4B Trust Ivory
 ABLI Trust Gold
 ABLJ Trust Silver
 ABLK Trust Titanium

GRIP SURFACE



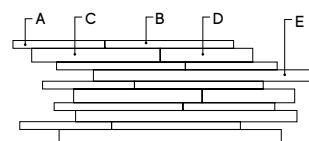
± 9 mm
30x60 cm - 11³/₄"x23⁵/₈"
 D235 Trust Moon
 D161 Trust Ivory
 D162 Trust Gold
 D164 Trust Copper
 D163 Trust Silver
 D165 Trust Titanium



DECORS



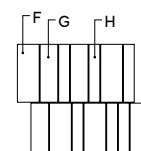
Trust Brick 30x60 cm - 11³/₄"x23⁵/₈"
 ABDX Trust Moon
 ACNA Trust Ivory
 ACNB Trust Gold
 ACND Trust Copper
 ACNC Trust Silver
 ACNE Trust Titanium



A: 2,1x24,8 cm - 3¹/₄"x9³/₈"
 B: 2,1x34,5 cm - 3¹/₄"x13³/₈"
 C: 3,3x34,5 cm - 1¹/₄"x13³/₈"
 D: 3,3x24,8 cm - 1¹/₄"x9³/₈"
 E: 2,5x60 cm - 1"x23⁵/₈"



Trust Mosaico 30x30 cm - 11³/₄"x11³/₄"
 ABDW Trust Moon
 ACLA Trust Ivory
 ACLC Trust Gold
 ACLE Trust Copper
 ACLD Trust Silver
 ACLF Trust Titanium



F: 5,6x14,7 cm - 2¹/₄"x5³/₄"
 G: 4,5x14,7 cm - 1³/₄"x5³/₄"
 H: 2,8x14,7 cm - 1¹/₈"x5³/₄"

INDEX



A COMPLETE
 PRODUCT
 SYSTEM



PRODUCT
 FINDER



SURFACE
 RANGE



OVERVIEW



PRODUCT
 RANGE



STONE LOOK
 CONCRETE LOOK
 MARBLE LOOK
 WOOD LOOK
 METAL LOOK

IMAGE
 GALLERY



TECHNICAL
 SPECIFICATIONS



WE CARE




Boost

OUTDOOR ± 20 mm




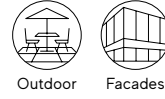
± 20 mm
120x240 cm - 47¹/₄"x94¹/₂"
 A2R0 Boost White
 A2R9 Boost Grey



± 20 mm
120x120 cm - 47¹/₄"x47¹/₄"
 AMG3 Boost White
 AMG5 Boost Grey
 AMG6 Boost Smoke
 AMG7 Boost Tarmac



± 20 mm
60x120 cm - 23⁵/₈"x47¹/₄"
 AL8Ø Boost White
 AL81 Boost Grey
 AL82 Boost Smoke
 AL83 Boost Tarmac




± 20 mm
90x90 cm - 35³/₈"x35³/₈"
 AMBØ Boost White
 AMB1 Boost Grey
 AMB2 Boost Smoke
 AMCK Boost Tarmac






± 20 mm
60x60 cm - 23⁵/₈"x23⁵/₈"
 A3TJ Boost White
 A3TK Boost Grey
 A3TL Boost Smoke
 A3TM Boost Tarmac

GRIP SURFACE



± 9 mm
120x120 cm - 47¹/₄"x47¹/₄"
 AMGN Boost White
 AMGO Boost Pearl
 AMGP Boost Grey
 AMGQ Boost Smoke
 AMGR Boost Tarmac



INDEX



A COMPLETE
 PRODUCT
 SYSTEM



PRODUCT
 FINDER



SURFACE
 RANGE



OVERVIEW



PRODUCT
 RANGE



STONE LOOK
 CONCRETE LOOK
 MARBLE LOOK
 WOOD LOOK
 METAL LOOK

IMAGE
 GALLERY



TECHNICAL
 SPECIFICATIONS




WE CARE



Boost Natural

OUTDOOR ± 20 mm




± 20 mm
120x120 cm - 47¹/₈"x47¹/₈"
A7Q9 Boost Natural Ecrú
A7Q7 Boost Natural Kaolin
A7Q8 Boost Natural Ash



± 20 mm
60x60 cm - 23⁵/₈"x23⁵/₈"
A7RC Boost Natural Ecrú
A7RA Boost Natural Kaolin
A7RB Boost Natural Ash

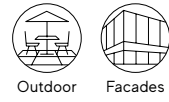
GRIP SURFACE



± 9 mm
120x120 cm - 47¹/₈"x47¹/₈"
A655 Boost Natural Ecrú
A656 Boost Natural Umber
A657 Boost Natural Coal
A653 Boost Natural Kaolin
A654 Boost Natural Ash




± 9 mm
60x120 cm - 23⁵/₈"x47¹/₈"
A65Ø Boost Natural Ecrú
A651 Boost Natural Umber
A652 Boost Natural Coal
A65Y Boost Natural Kaolin
A65Z Boost Natural Ash




KAOLIN




ECRÚ



ASH



UMBER



COAL

INDEX



A COMPLETE PRODUCT SYSTEM >

PRODUCT FINDER >

SURFACE RANGE >

OVERVIEW >

PRODUCT RANGE >

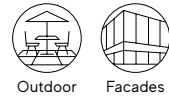
STONE LOOK
CONCRETE LOOK
MARBLE LOOK
WOOD LOOK
METAL LOOK

IMAGE GALLERY >


TECHNICAL SPECIFICATIONS >

WE CARE >

Boost Pro




OUTDOOR ± 20 mm



± 20 mm
120x120 cm - 47 1/4" x 47 1/4"
 A3DD Boost Pro Cream
 A3DE Boost Pro Clay
 A3DF Boost Pro Taupe
 A3DH Boost Pro Tobacco



± 20 mm
60x120 cm - 23 5/8" x 47 1/4"
 A4XU Boost Pro Cream
 A4XV Boost Pro Clay
 A4XW Boost Pro Taupe
 A4XX Boost Pro Tobacco




± 20 mm
90x90 cm - 35 3/8" x 35 3/8"
 A4XM Boost Pro Cream
 A4XN Boost Pro Clay
 A4XO Boost Pro Taupe
 A4XP Boost Pro Tobacco






± 20 mm
60x60 cm - 23 5/8" x 23 5/8"
 A4XQ Boost Pro Cream
 A4XR Boost Pro Clay
 A4XS Boost Pro Taupe
 A4XT Boost Pro Tobacco

GRIP SURFACE



± 9 mm
120x120 cm - 47 1/4" x 47 1/4"
 AØAO Boost Pro Ivory
 AØAQ Boost Pro Cream
 AØBV Boost Pro Clay
 AØBW Boost Pro Taupe
 AØBX Boost Pro Tobacco



INDEX



A COMPLETE
PRODUCT
SYSTEM



PRODUCT
FINDER



SURFACE
RANGE



OVERVIEW



PRODUCT
RANGE



STONE LOOK
CONCRETE LOOK
MARBLE LOOK
WOOD LOOK
METAL LOOK

IMAGE
GALLERY



TECHNICAL
SPECIFICATIONS




WE CARE



Prism

OUTDOOR ± 20 mm




± 20 mm
120x120 cm - 47 1/4" x 47 1/4"
 A50N Prism Cord
 A50O Prism Cloud
 A50P Prism Fog
 A50M Prism Suede

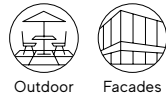


± 20 mm
80x80 cm - 31 1/2" x 31 1/2"
 A56I Prism Cord
 A56J Prism Cloud
 A56K Prism Fog
 A56H Prism Suede

GRIP SURFACE



± 9 mm
120x120 cm - 47 1/4" x 47 1/4"
 A50J Prism Cord
 A50K Prism Cloud
 A50L Prism Fog
 A50I Prism Suede



OUTDOOR 20 mm




CORD



SUEDE



CLOUD



FOG

GRIP



CORD



SUEDE



CLOUD



FOG

INDEX



A COMPLETE PRODUCT SYSTEM



PRODUCT FINDER



SURFACE RANGE



OVERVIEW



PRODUCT RANGE



STONE LOOK
 CONCRETE LOOK
 MARBLE LOOK
 WOOD LOOK
 METAL LOOK

IMAGE GALLERY



TECHNICAL SPECIFICATIONS



WE CARE


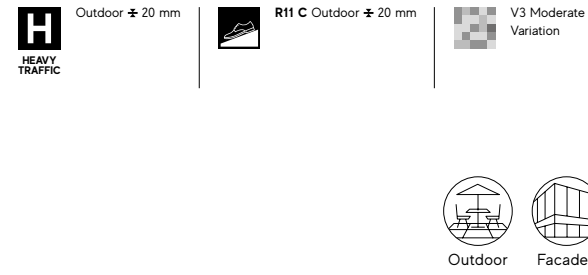


Marvel X

OUTDOOR ± 20 mm



± 20 mm
 60x120 cm - 23⁵/₈"x47¹/₄"
 AGFA Marvel X Calacatta Apuano Hammered
 AGFB Marvel X Fior di Bosco Hammered




Marvel Pro

TEXTURED SURFACE



± 9 mm
 30x60 cm - 11³/₄"x23⁵/₈"
 D109 Marvel Pro Statuario Select
 D107 Marvel Pro Crema Delicata
 D108 Marvel Pro Grey Fleury



INDEX



A COMPLETE PRODUCT SYSTEM



PRODUCT FINDER



SURFACE RANGE



OVERVIEW



PRODUCT RANGE



STONE LOOK
 CONCRETE LOOK
 MARBLE LOOK
 WOOD LOOK
 METAL LOOK

IMAGE GALLERY



TECHNICAL SPECIFICATIONS



WE CARE



Marvel Travertine

OUTDOOR ± 20 mm



± 20 mm

60x120 cm - 23⁵/₈"x47¹/₄"

AGE7 Marvel Travertine White Vein Cut

AGE8 Marvel Travertine Sand Vein Cut

AGE9 Marvel Travertine Pearl Vein Cut

GRIP SURFACE



± 9 mm

60x120 cm - 23⁵/₈"x47¹/₄"

AFUC Marvel Travertine White Vein Cut

AFUD Marvel Travertine Sand Vein Cut

AFUE Marvel Travertine Pearl Vein Cut

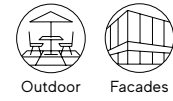
AFUH Marvel Travertine White Cross Cut

AFUI Marvel Travertine Sand Cross Cut


AFUJ Marvel Travertine Pearl Cross Cut




Grip ± 9 mm
Outdoor ± 20 mm



Outdoor Facades




WHITE VEIN CUT



WHITE CROSS CUT




SAND VEIN CUT



SAND CROSS CUT



PEARL VEIN CUT



PEARL CROSS CUT

INDEX



A COMPLETE PRODUCT SYSTEM



PRODUCT FINDER



SURFACE RANGE



OVERVIEW



PRODUCT RANGE



STONE LOOK
CONCRETE LOOK
MARBLE LOOK
WOOD LOOK
METAL LOOK

IMAGE GALLERY



TECHNICAL SPECIFICATIONS



WE CARE



Entice

OUTDOOR ± 20 mm



± 20 mm

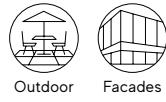
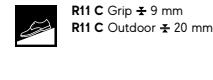
30x120 cm - 11³/₄"x47¹/₄"
A9DD Entice Pale Oak Natural
A9DE Entice Copper Oak Natural
A9DF Entice Browned Oak Natural
A9DG Entice Ash Oak Natural

GRIP SURFACE




± 9 mm

20x120 cm - 7⁷/₈"x47¹/₄"
A842 Entice Pale Oak Natural
A843 Entice Copper Oak Natural
A844 Entice Browned Oak Natural
A845 Entice Ash Oak Natural



PALE OAK NATURAL



COPPER OAK NATURAL



BROWNEO OAK NATURAL



ASH OAK NATURAL

INDEX



A COMPLETE PRODUCT SYSTEM >

PRODUCT FINDER >

SURFACE RANGE >

OVERVIEW >

PRODUCT RANGE >

STONE LOOK
CONCRETE LOOK
MARBLE LOOK
WOOD LOOK
METAL LOOK

IMAGE GALLERY >

TECHNICAL SPECIFICATIONS >

WE CARE >


Etic Pro

OUTDOOR ± 20 mm

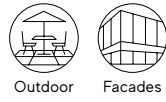
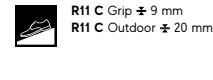


± 20 mm
30x120 cm - 11³/₄"x47¹/₄"
AV42 Etic Pro Rovere Venice
AV44 Etic Pro Noce Hickory

GRIP SURFACE




± 9 mm
22,5x90 cm - 8⁷/₈"x35³/₈"
AV4Y Etic Pro Rovere Venice
AV4Ø Etic Pro Noce Hickory



DECORS



Etic Pro Tatami 22,5x90 cm - 8⁷/₈"x35³/₈"
AWVZ Etic Pro Rovere Venice
AWV1 Etic Pro Noce Hickory



2,3x90 cm - 7¹/₈"x35³/₈"

INDEX



A COMPLETE PRODUCT SYSTEM >

PRODUCT FINDER >

SURFACE RANGE >

OVERVIEW >

PRODUCT RANGE >

STONE LOOK
CONCRETE LOOK
MARBLE LOOK
WOOD LOOK
METAL LOOK

IMAGE GALLERY >

TECHNICAL SPECIFICATIONS >

WE CARE >

Exence

OUTDOOR ± 20 mm

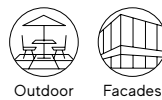
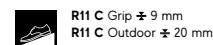


± 20 mm
30x120cm - 11³/₄"x47¹/₄"
A2RY Exence Almond
A2RZ Exence Amber

GRIP SURFACE



± 9 mm
18,5x150 cm - 7¹/₄"x59"
AOUK Exence Vanilla
AOUI Exence Almond
AOUJ Exence Amber



VANILLA



ALMOND




AMBER

DECORS



Exence Tatami 18,5x75 cm - 7¹/₄"x29¹/₂"
AOUR Exence Vanilla
AOUS Exence Almond
AOUT Exence Amber



2,85x74,4 cm - 1¹/₈"x29³/₈"



INDEX



A COMPLETE PRODUCT SYSTEM



PRODUCT FINDER



SURFACE RANGE



OVERVIEW



PRODUCT RANGE



STONE LOOK
CONCRETE LOOK
MARBLE LOOK
WOOD LOOK
METAL LOOK

IMAGE GALLERY




TECHNICAL SPECIFICATIONS



WE CARE




Blaze



CORTEN

OUTDOOR ± 20 mm



± 20 mm
120x120 cm - 47 1/8" x 47 1/8"
AØ5F Blaze Corten



± 20 mm
60x60 cm - 23 5/8" x 23 5/8"
AØ5G Blaze Corten



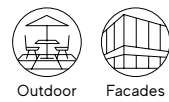
Outdoor ± 20 mm




R11 C Outdoor ± 20 mm



V3 Moderate Variation



Outdoor Facades



© Ceramiche Atlas Concorde

INDEX



A COMPLETE PRODUCT SYSTEM >

PRODUCT FINDER >

SURFACE RANGE >

OVERVIEW >

PRODUCT RANGE >

STONE LOOK
CONCRETE LOOK
MARBLE LOOK
WOOD LOOK
METAL LOOK

IMAGE GALLERY >

TECHNICAL SPECIFICATIONS >

WE CARE >



© Ceramiche Atlas Concorde

Image Gallery

- ◇ STONE LOOK
- ◇ CONCRETE LOOK
- ◇ MARBLE LOOK
- ◇ WOOD LOOK
- ◇ METAL LOOK

INDEX



A COMPLETE
PRODUCT
SYSTEM



PRODUCT
FINDER



SURFACE
RANGE



OVERVIEW



PRODUCT
RANGE



IMAGE
GALLERY



STONE LOOK
CONCRETE LOOK
MARBLE LOOK
WOOD LOOK
METAL LOOK

TECHNICAL
SPECIFICATIONS



WE CARE





Stone Look Natural Appeal

Leveraging the natural elegance of the stone effect, multiple inspirations for an outdoor design that blends in perfectly with the surrounding environment. The ideal choice for solutions with a contemporary design that combine character, authenticity and absolute performance.

Dall'eleganza naturale della pietra, molteplici ispirazioni per una progettazione outdoor che si integri perfettamente con l'ambiente circostante. La scelta ideale per soluzioni di design contemporaneo che coniughino carattere, autenticità e prestazioni di livello assoluto.

Zahlreiche Inspirationen in natürlich-eleganter Natursteinoptik für perfekt in die Umgebung integrierte Outdoor-Projekte. Die ideale Wahl für Lösungen von zeitgenössischem Design, die Charakter, Authentizität und Leistung von höchstem Niveau in sich vereinen.

Con la elegancia natural del efecto piedra, múltiples inspiraciones para un diseño de exteriores que se integre perfectamente con el entorno. La elección ideal para soluciones de diseño contemporáneo donde se conjuguen carácter, autenticidad y rendimiento absoluto.

L'élégance naturelle de l'effet pierre offre de multiples inspirations pour une conception outdoor qui s'intègre parfaitement dans l'espace environnant. Le choix idéal pour des solutions de design contemporain sachant allier caractère, authenticité et hautes performances.

Широкая линейка уличной плитки передает натуральную элегантность рисунка разных природных камней, чтобы затем органично вписаться в окружающий ландшафт. Идеальный выбор для современных дизайнерских решений, объединяющих сильную по характеру эстетику и превосходные эксплуатационные качества.



INDEX



A COMPLETE
PRODUCT
SYSTEM



PRODUCT
FINDER



SURFACE
RANGE



OVERVIEW



PRODUCT
RANGE



IMAGE
GALLERY



STONE LOOK
CONCRETE LOOK
MARBLE LOOK
WOOD LOOK
METAL LOOK

TECHNICAL
SPECIFICATIONS



WE CARE








© Ceramiche Atlas Concorde


FLOOR
Boost Stone Cream
 120x120 cm | 47¹/₄"x47¹/₄" ± 20 mm
Boost Stone Cream Round
 33x120 cm | 13"x47¹/₄" ± 20 mm
Boost Stone Cream Round Ang. DX/SX
 33x120 cm | 13"x47¹/₄" ± 20 mm
Boost Stone Cream Top
 33x120 cm | 13"x47¹/₄" ± 20 mm

WALL
Boost Stone Ivory
 120x278 cm | 47¹/₄"x109¹/₂"

INDEX 

A COMPLETE PRODUCT SYSTEM 

PRODUCT FINDER 

SURFACE RANGE 

OVERVIEW 



PRODUCT RANGE 

IMAGE GALLERY 

STONE LOOK
 CONCRETE LOOK
 MARBLE LOOK
 WOOD LOOK
 METAL LOOK

TECHNICAL SPECIFICATIONS 


WE CARE 



© Ceramiche Atlas Concorde

FLOOR
Boost Stone Cream
 120x120 cm | 47¹/₄"x47¹/₄" ± 20 mm
Boost Stone Cream Round
 33x120 cm | 13"x47¹/₄" ± 20 mm

WALL
Boost Stone Ivory
 120x278 cm | 47¹/₄"x109¹/₂"



© Ceramiche Atlas Concorde

INDEX



A COMPLETE
PRODUCT
SYSTEM >

PRODUCT
FINDER >

SURFACE
RANGE >

OVERVIEW >

PRODUCT
RANGE >

IMAGE
GALLERY >

STONE LOOK
 CONCRETE LOOK
 MARBLE LOOK
 WOOD LOOK
 METAL LOOK

TECHNICAL
SPECIFICATIONS >

WE CARE >



© Ceramiche Atlas Concorde



© Ceramiche Atlas Concorde

FLOOR
Boost Stone Grey Grip
 120x120 cm | 47¹/₄"x47¹/₄"

WALL
Boost Stone Grey
 120x120 cm | 47¹/₄"x47¹/₄"
Boost Stone Grey Mosaico Brick
 30x60 cm | 11³/₈"x23³/₈"

INDEX



A COMPLETE PRODUCT SYSTEM >

PRODUCT FINDER >

SURFACE RANGE >

OVERVIEW >

PRODUCT RANGE >

IMAGE GALLERY >

STONE LOOK
 CONCRETE LOOK
 MARBLE LOOK
 WOOD LOOK
 METAL LOOK

TECHNICAL SPECIFICATIONS >

WE CARE >



© Ceramiche Atlas Concorde

FLOOR
Brave Grey
 120x120 cm | 47¹/₄"x47¹/₄" ± 20 mm
Brave Grey Round
 33x120 cm | 13"x47¹/₄" ± 20 mm
Brave Grey Round Ang. Dx/Sx
 33x120 cm | 13"x47¹/₄" ± 20 mm
Brave Grey Elemento L
 33x120 cm | 13"x47¹/₄" ± 20 mm
Brave Grey Alzata
 20x120 cm | 7⁷/₈"x47¹/₄" ± 20 mm

INDEX



A COMPLETE PRODUCT SYSTEM >

PRODUCT FINDER >

SURFACE RANGE >

OVERVIEW >

PRODUCT RANGE >

IMAGE GALLERY >

STONE LOOK
 CONCRETE LOOK
 MARBLE LOOK
 WOOD LOOK
 METAL LOOK

TECHNICAL SPECIFICATIONS >

WE CARE >



© Ceramiche Atlas Concorde

FLOOR
Brave Grey
60x120 cm | 23⁵/₈"x47¹/₄" ± 20 mm



© Ceramiche Atlas Concorde

INDEX



A COMPLETE
PRODUCT
SYSTEM



PRODUCT
FINDER



SURFACE
RANGE



OVERVIEW



PRODUCT
RANGE



IMAGE
GALLERY



STONE LOOK
CONCRETE LOOK
MARBLE LOOK
WOOD LOOK
METAL LOOK

TECHNICAL
SPECIFICATIONS



WE CARE





© Ceramiche Atlas Concorde



© Ceramiche Atlas Concorde

FLOOR
Brave Grey
60x120 cm | 23⁵/₈"x47¹/₄" ± 20 mm

INDEX



A COMPLETE
PRODUCT
SYSTEM



PRODUCT
FINDER



SURFACE
RANGE



OVERVIEW



PRODUCT
RANGE



IMAGE
GALLERY



STONE LOOK
CONCRETE LOOK
MARBLE LOOK
WOOD LOOK
METAL LOOK

TECHNICAL
SPECIFICATIONS




WE CARE





© Ceramiche Atlas Concorde

FLOOR
Trust Silver
60x60 cm | 23⁵/₈"x23⁵/₈" ± 20 mm



© Ceramiche Atlas Concorde

INDEX



A COMPLETE
PRODUCT
SYSTEM >

PRODUCT
FINDER >

SURFACE
RANGE >

OVERVIEW >

PRODUCT
RANGE >

IMAGE
GALLERY >

STONE LOOK
CONCRETE LOOK
MARBLE LOOK
WOOD LOOK
METAL LOOK

TECHNICAL
SPECIFICATIONS >

WE CARE >



© Ceramiche Atlas Concorde

FLOOR
Trust Titanium
 60x60 cm | 23⁵/₈"x23⁵/₈" ± 20 mm



© Ceramiche Atlas Concorde

INDEX



A COMPLETE
PRODUCT
SYSTEM >

PRODUCT
FINDER >

SURFACE
RANGE >

OVERVIEW >

PRODUCT
RANGE >

IMAGE
GALLERY >

STONE LOOK
 CONCRETE LOOK
 MARBLE LOOK
 WOOD LOOK
 METAL LOOK

TECHNICAL
SPECIFICATIONS >

WE CARE >



© Ceramiche Atlas Concorde

FLOOR
Klif Grey Grip
37,5x75 cm | 14³/₄"x59"

WALL
Klif Brick Grey Grip
37,5x75 cm | 14³/₄"x59"



© Ceramiche Atlas Concorde

INDEX



A COMPLETE
PRODUCT
SYSTEM



PRODUCT
FINDER



SURFACE
RANGE



OVERVIEW



PRODUCT
RANGE



IMAGE
GALLERY



STONE LOOK
CONCRETE LOOK
MARBLE LOOK
WOOD LOOK
METAL LOOK

TECHNICAL
SPECIFICATIONS



WE CARE





© Ceramiche Atlas Concorde

FLOOR
Boost Mix Pearl
 120x120 cm | 47¹/₄"x47¹/₄" ± 20 mm
Boost Mix Pearl Elemento L
 33x120 cm | 13"x47¹/₄" ± 20 mm

WALL
Boost Smoke
 120x278 cm | 47¹/₄"x109¹/₂"

INDEX



A COMPLETE PRODUCT SYSTEM >

PRODUCT FINDER >

SURFACE RANGE >

OVERVIEW >

PRODUCT RANGE >

IMAGE GALLERY >

STONE LOOK
 CONCRETE LOOK
 MARBLE LOOK
 WOOD LOOK
 METAL LOOK

TECHNICAL SPECIFICATIONS >

WE CARE >



© Ceramiche Atlas Concorde

FLOOR

Boost Mix Pearl
120x120 cm | 47¹/₄"x47¹/₄" ✂ 20 mm

Boost Mix Pearl Elemento L
33x120 cm | 13"x47¹/₄" ✂ 20 mm

Boost Mix Pearl Elemento L Angolare
33x33 cm | 13"x13" ✂ 20 mm

Boost Mix Pearl Round
33x120 cm | 13"x47¹/₄" ✂ 20 mm

Boost Mix Pearl Round Ang. DX/SX
33x120 cm | 13"x47¹/₄" ✂ 20 mm

Boost Mix Pearl Top
33x120 cm | 13"x47¹/₄" ✂ 20 mm

Boost Mix Pearl Alzata
20x120 cm | 7⁷/₈"x47¹/₄" ✂ 20 mm



© Ceramiche Atlas Concorde

INDEX



A COMPLETE PRODUCT SYSTEM



PRODUCT FINDER



SURFACE RANGE



OVERVIEW



PRODUCT RANGE



IMAGE GALLERY




STONE LOOK
CONCRETE LOOK
MARBLE LOOK
WOOD LOOK
METAL LOOK

TECHNICAL SPECIFICATIONS



WE CARE





© Ceramiche Atlas Concorde

FACADE
Boost Mix Pearl
 Matte/Matt
 120x278 cm | 47¹/₄"x109¹/₂"
Boost Mix Smoke
 Matte/Matt
 120x278 cm | 47¹/₄"x109¹/₂"

FLOOR
Boost Mix Smoke
 120x120 cm | 47¹/₄"x47¹/₄" ± 20 mm



© Ceramiche Atlas Concorde

INDEX



A COMPLETE PRODUCT SYSTEM >

PRODUCT FINDER >

SURFACE RANGE >

OVERVIEW >

PRODUCT RANGE >

IMAGE GALLERY >

STONE LOOK
 CONCRETE LOOK
 MARBLE LOOK
 WOOD LOOK
 METAL LOOK

TECHNICAL SPECIFICATIONS >

WE CARE >



FLOOR
Norde Platino
 60x120 cm | 23⁵/₈"x47¹/₄" ± 20 mm
Norde Piombo
 60x120 cm | 23⁵/₈"x47¹/₄" ± 20 mm
Norde Piombo Elemento L
 33x120 cm | 13"x47¹/₄" ± 20 mm

WALL
Norde Platino
 60x120 cm | 23⁵/₈"x47¹/₄"
Norde Brick Corten Platino
 27,8x39 cm | 11"x15³/₈"
Norde Piombo Roccia
 30x60 cm | 11³/₄"x23⁵/₈"

© Ceramiche Atlas Concorde

INDEX



A COMPLETE
PRODUCT
SYSTEM >

PRODUCT
FINDER >

SURFACE
RANGE >

OVERVIEW >


PRODUCT
RANGE >

IMAGE
GALLERY >

STONE LOOK
 CONCRETE LOOK
 MARBLE LOOK
 WOOD LOOK
 METAL LOOK

TECHNICAL
SPECIFICATIONS >

WE CARE >



© Ceramiche Atlas Concorde



© Ceramiche Atlas Concorde

FLOOR
Norde Platino
 60x120 cm | 23⁵/₈"x47¹/₄" ✂ 20 mm
Norde Piombo
 60x120 cm | 23⁵/₈"x47¹/₄" ✂ 20 mm
Norde Piombo Elemento L
 33x120 cm | 13"x47¹/₄" ✂ 20 mm

WALL
Norde Platino
 60x120 cm | 23⁵/₈"x47¹/₄"
Norde Piombo Roccia
 30x60 cm | 11³/₄"x23⁵/₈"

INDEX



A COMPLETE
PRODUCT
SYSTEM >

PRODUCT
FINDER >

SURFACE
RANGE >

OVERVIEW >

PRODUCT
RANGE >

IMAGE
GALLERY >

STONE LOOK
 CONCRETE LOOK
 MARBLE LOOK
 WOOD LOOK
 METAL LOOK

TECHNICAL
SPECIFICATIONS >

WE CARE >



FLOOR
Norde Oro
 60x120 cm | 23⁵/₈"x47³/₄" ± 20 mm
Norde Oro Round
 33x120 cm | 13"x47³/₄" ± 20 mm
Norde Oro Round Ang. Dx/Sx
 33x120 cm | 13"x47³/₄" ± 20 mm



© Ceramiche Atlas Concorde

INDEX



A COMPLETE
PRODUCT
SYSTEM >

PRODUCT
FINDER >

SURFACE
RANGE >

OVERVIEW >


PRODUCT
RANGE >

IMAGE
GALLERY >

STONE LOOK
 CONCRETE LOOK
 MARBLE LOOK
 WOOD LOOK
 METAL LOOK

TECHNICAL
SPECIFICATIONS >

WE CARE >



© Ceramiche Atlas Concorde

FLOOR
Norde Oro Path A+B
 54x54 cm | 21¹/₄"x21¹/₄" ± 20 mm
Norde Oro Path C
 55x109 cm | 21⁵/₈"x42⁷/₈" ± 20 mm
Norde Oro Composizione Palladiana Grip
 Kit 8 m² | 8 sqm Kit



© Ceramiche Atlas Concorde

INDEX



A COMPLETE
PRODUCT
SYSTEM



PRODUCT
FINDER



SURFACE
RANGE



OVERVIEW



PRODUCT
RANGE



IMAGE
GALLERY



STONE LOOK
 CONCRETE LOOK
 MARBLE LOOK
 WOOD LOOK
 METAL LOOK

TECHNICAL
SPECIFICATIONS



WE CARE






© Ceramiche Atlas Concorde

FLOOR

- Aix Blanc**
60x90 cm | 23⁵/₈"x35³/₈" ± 20 mm
- Aix Blanc Round**
60x90 cm | 23⁵/₈"x35³/₈" ± 20 mm
- Aix Blanc Round Ang. Dx/Sx**
60x90 cm | 23⁵/₈"x35³/₈" ± 20 mm
- Aix Blanc Elemento L**
33x90 cm | 13"x35³/₈" ± 20 mm
- Aix Blanc Elemento L Angolare**
33x33 cm | 13"x13" ± 20 mm
- Aix Blanc Alzata**
20x90 cm | 7⁷/₈"x35³/₈" ± 20 mm



© Ceramiche Atlas Concorde

INDEX



A COMPLETE PRODUCT SYSTEM >

PRODUCT FINDER >

SURFACE RANGE >

OVERVIEW >

PRODUCT RANGE >

IMAGE GALLERY >

- STONE LOOK
- CONCRETE LOOK
- MARBLE LOOK
- WOOD LOOK
- METAL LOOK

TECHNICAL SPECIFICATIONS >

WE CARE >



© Ceramiche Atlas Concorde



© Ceramiche Atlas Concorde

FLOOR
Lims Beige
 60x120 cm | 23⁵/₈"x47¹/₄" ± 20 mm
Lims Beige Round
 33x120 cm | 13"x47¹/₄" ± 20 mm
Lims Beige Round Ang. DX/SX
 33x120 cm | 13"x47¹/₄" ± 20 mm

WALL
Lims Beige Brick
 37,5x75 cm | 14³/₄"x29¹/₂"

INDEX



A COMPLETE PRODUCT SYSTEM >

PRODUCT FINDER >

SURFACE RANGE >

OVERVIEW >

PRODUCT RANGE >

IMAGE GALLERY >

STONE LOOK
 CONCRETE LOOK
 MARBLE LOOK
 WOOD LOOK
 METAL LOOK

TECHNICAL SPECIFICATIONS >

WE CARE >



© Ceramiche Atlas Concorde

FLOOR
Lims Desert
 60x120 cm | 23⁵/₈"x47¹/₄" ✂ 20 mm
Lims Desert Round
 30x60 cm | 11³/₄"x23⁵/₈" ✂ 20 mm
Lims Desert Round Ang. DX/SX
 30x60 cm | 11³/₄"x23⁵/₈" ✂ 20 mm

WALL
Lims Ivory
 120x278 cm | 47¹/₄"x109¹/₂"
Lims Desert
 120x278 cm | 47¹/₄"x109¹/₂"



© Ceramiche Atlas Concorde

INDEX



A COMPLETE
PRODUCT
SYSTEM >

PRODUCT
FINDER >

SURFACE
RANGE >

OVERVIEW >


PRODUCT
RANGE >

IMAGE
GALLERY >

STONE LOOK
 CONCRETE LOOK
 MARBLE LOOK
 WOOD LOOK
 METAL LOOK

TECHNICAL
SPECIFICATIONS >

WE CARE >



© Ceramiche Atlas Concorde

Concrete Look Urban Character

Captivating ceramic proposals interpret and convey the expressive power of the material that has marked the history of modern architecture more than any other. A simple material and a strong technical character at the service of a new generation of outdoor design.

Bestechend schöne Keramik interpretiert und überliefert die Ausdruckskraft jenes Materials, das mehr als alle anderen die Geschichte der modernen Architektur geprägt hat. Stoffliche Schlichtheit und ausgeprägt technische Vorzüge im Dienst des Outdoor-Designs der neuesten Generation.

De séduisantes propositions céramiques interprètent et transmettent toute la force d'expression d'un matériau, qui plus que tout autre, a marqué l'histoire de l'architecture moderne. Matériau minimaliste et grande aptitude technique au service du design d'extérieur de nouvelle génération.

Accattivanti proposte ceramiche interpretano e tramandano la forza espressiva del materiale che, più di tutti, ha segnato la storia dell'architettura moderna. Essenzialità materica e una spiccata attitudine tecnica al servizio dell'outdoor design di nuova generazione.

Llamativas propuestas cerámicas interpretan y transmiten la fuerza expresiva del material que, más que ningún otro, ha marcado la historia de la arquitectura moderna. Esencialidad de la materia y una marcada aptitud técnica al servicio del diseño exterior de nueva generación.

Стильные плитки воссоздают на своей поверхности исключительную выразительность материала, который больше всех остальных ознаменовал собой историю современной архитектуры. Лаконичный дизайн и высокие технические качества – на службе ландшафтного дизайна нового поколения.



© Ceramiche Atlas Concorde

INDEX

A COMPLETE
PRODUCT
SYSTEM >PRODUCT
FINDER >SURFACE
RANGE >

OVERVIEW >

PRODUCT
RANGE >IMAGE
GALLERY >STONE LOOK
CONCRETE LOOK
MARBLE LOOK
WOOD LOOK
METAL LOOKTECHNICAL
SPECIFICATIONS >

WE CARE >

FLOOR
Boost White
 120x120 cm | 47 1/4"x47 1/4" ± 20 mm
Boost White Grip
 120x120 cm | 47 1/4"x47 1/4"
Boost White Round
 33x120 cm | 13"x47 1/4" ± 20 mm
Boost White Round Ang. Dx/Sx
 33x120 cm | 13"x47 1/4" ± 20 mm



© Ceramiche Atlas Concorde

INDEX



A COMPLETE
PRODUCT
SYSTEM >

PRODUCT
FINDER >

SURFACE
RANGE >

OVERVIEW >

PRODUCT
RANGE >

IMAGE
GALLERY >

STONE LOOK
 CONCRETE LOOK
 MARBLE LOOK
 WOOD LOOK
 METAL LOOK

TECHNICAL
SPECIFICATIONS >

WE CARE >



© Ceramiche Atlas Concorde

FLOOR
Boost White
120x120 cm | 47 1/4" x 47 1/4" ± 20 mm



© Ceramiche Atlas Concorde

INDEX



A COMPLETE
PRODUCT
SYSTEM >

PRODUCT
FINDER >

SURFACE
RANGE >

OVERVIEW >

PRODUCT
RANGE >

IMAGE
GALLERY >

STONE LOOK
CONCRETE LOOK
MARBLE LOOK
WOOD LOOK
METAL LOOK

TECHNICAL
SPECIFICATIONS >

WE CARE >



© Ceramiche Atlas Concorde



© Ceramiche Atlas Concorde

FLOOR
Boost White
 120x120 cm | 47 1/4" x 47 1/4" ✂ 20 mm
Boost White Grip
 120x120 cm | 47 1/4" x 47 1/4"
Boost White Round
 33x120 cm | 13" x 47 1/4" ✂ 20 mm
Boost White Round Ang. Dx/Sx
 33x120 cm | 13" x 47 1/4" ✂ 20 mm

INDEX



A COMPLETE PRODUCT SYSTEM >

PRODUCT FINDER >

SURFACE RANGE >

OVERVIEW >

PRODUCT RANGE >

IMAGE GALLERY >

STONE LOOK
 CONCRETE LOOK
 MARBLE LOOK
 WOOD LOOK
 METAL LOOK

TECHNICAL SPECIFICATIONS >

WE CARE >



© Ceramiche Atlas Concorde

FLOOR
Boost White
120x120 cm | 47 1/4" x 47 1/4" ± 20 mm

INDEX



A COMPLETE
PRODUCT
SYSTEM



PRODUCT
FINDER



SURFACE
RANGE



OVERVIEW



PRODUCT
RANGE



IMAGE
GALLERY




STONE LOOK
CONCRETE LOOK
MARBLE LOOK
WOOD LOOK
METAL LOOK

TECHNICAL
SPECIFICATIONS



WE CARE





© Ceramiche Atlas Concorde

FLOOR
Boost Pro Clay
 60x60 cm | 23⁵/₈"x23⁵/₈" ❄️ 20 mm
Boost Pro Clay Elemento L
 33x120 cm | 13"x47¹/₄" ❄️ 20 mm



© Ceramiche Atlas Concorde

INDEX



A COMPLETE
PRODUCT
SYSTEM >

PRODUCT
FINDER >

SURFACE
RANGE >

OVERVIEW >

PRODUCT
RANGE >

IMAGE
GALLERY >

STONE LOOK
 CONCRETE LOOK
 MARBLE LOOK
 WOOD LOOK
 METAL LOOK

TECHNICAL
SPECIFICATIONS >

WE CARE >



© Ceramiche Atlas Concorde

FLOOR
Boost Pro Clay
 120x120 cm | 47 1/4" x 47 1/4" ± 20 mm
Boost Pro Clay Elemento L
 33x120 cm | 13" x 47 1/4" ± 20 mm

INDEX



A COMPLETE PRODUCT SYSTEM >

PRODUCT FINDER >

SURFACE RANGE >

OVERVIEW >

PRODUCT RANGE >

IMAGE GALLERY >

- STONE LOOK
- CONCRETE LOOK
- MARBLE LOOK
- WOOD LOOK
- METAL LOOK

TECHNICAL SPECIFICATIONS >

WE CARE >



© Ceramic Atlas Concorde

FLOOR
Boost Pro Clay
 120x120 cm | 47 1/4" x 47 1/4" ✕ 20 mm
Boost Pro Clay Elemento L
 33x120 cm | 13" x 47 1/4" ✕ 20 mm



© Ceramic Atlas Concorde

INDEX



A COMPLETE
PRODUCT
SYSTEM >

PRODUCT
FINDER >

SURFACE
RANGE >

OVERVIEW >

PRODUCT
RANGE >

IMAGE
GALLERY >

STONE LOOK
 CONCRETE LOOK
 MARBLE LOOK
 WOOD LOOK
 METAL LOOK

TECHNICAL
SPECIFICATIONS >

WE CARE >



FLOOR
Boost Pro Tobacco
 120x120 cm | 47 1/4" x 47 1/4" ±20 mm
Boost Pro Tobacco Elemento L
 33x120 cm | 13" x 47 1/4" ±20 mm

© Ceramiche Atlas Concorde

INDEX



A COMPLETE
PRODUCT
SYSTEM



PRODUCT
FINDER



SURFACE
RANGE



OVERVIEW



PRODUCT
RANGE



IMAGE
GALLERY



STONE LOOK
 CONCRETE LOOK
 MARBLE LOOK
 WOOD LOOK
 METAL LOOK

TECHNICAL
SPECIFICATIONS



WE CARE





© Ceramiche Atlas Concorde



© Ceramiche Atlas Concorde

FLOOR
Boost Natural Ecru
 120x120 cm | 47¹/₄"x47¹/₄" ✂ 20 mm
Boost Natural Ecru Elemento L
 33x120 cm | 13"x47¹/₄" ✂ 20 mm
Boost Natural Ecru Alzata
 20x120 cm | 7⁷/₈"x47¹/₄" ✂ 20 mm

WALL
Boost Natural Umber
 120x278 cm | 47¹/₄"x109¹/₂"

INDEX



A COMPLETE PRODUCT SYSTEM >

PRODUCT FINDER >

SURFACE RANGE >

OVERVIEW >

PRODUCT RANGE >

IMAGE GALLERY >

STONE LOOK
 CONCRETE LOOK
 MARBLE LOOK
 WOOD LOOK
 METAL LOOK

TECHNICAL SPECIFICATIONS >

WE CARE >



FLOOR

- Boost Natural Ecu**
120x120 cm | 47¹/₄"x47¹/₄" ± 20 mm
- Boost Natural Ecu Round**
33x120 cm | 13"x47¹/₄" ± 20 mm
- Boost Natural Ecu Round Ang. Dx/Sx**
33x120 cm | 13"x47¹/₄" ± 20 mm
- Boost Natural Ecu Alzata**
20x120 cm | 7⁷/₈"x47¹/₄" ± 20 mm
- Boost Natural Ecu Top**
30x120 cm | 11³/₄"x47¹/₄" ± 20 mm

WALL

- Boost Natural Umber**
120x278 cm | 47¹/₄"x109¹/₂"

© Ceramiche Atlas Concorde

INDEX



A COMPLETE
PRODUCT
SYSTEM >

PRODUCT
FINDER >

SURFACE
RANGE >

OVERVIEW >


PRODUCT
RANGE >

IMAGE
GALLERY >

- STONE LOOK
- CONCRETE LOOK
- MARBLE LOOK
- WOOD LOOK
- METAL LOOK

TECHNICAL
SPECIFICATIONS >

WE CARE >



© Ceramiche Atlas Concorde

FLOOR
Prism Cord
 120x120 cm | 47¹/₄"x47¹/₄" ✂ 20 mm
 120x120 cm | 47¹/₄"x47¹/₄"
Prism Cord Round
 33x120 cm | 13"x47¹/₄" ✂ 20 mm
Prism Cord Round Ang. Dx/Sx
 33x120 cm | 13"x47¹/₄" ✂ 20 mm



© Ceramiche Atlas Concorde

INDEX



A COMPLETE PRODUCT SYSTEM >

PRODUCT FINDER >

SURFACE RANGE >

OVERVIEW >

PRODUCT RANGE >

IMAGE GALLERY >

STONE LOOK
 CONCRETE LOOK
 MARBLE LOOK
 WOOD LOOK
 METAL LOOK


TECHNICAL SPECIFICATIONS >


WE CARE >





© Ceramiche Atlas Concorde


FLOOR
Prism Cord
 120x120 cm | 47 1/4"x47 1/4" ± 20 mm
Prism Cord Round
 33x120 cm | 13"x47 1/4" ± 20 mm
Prism Cord Round Ang. Dx/Sx
 33x120 cm | 13"x47 1/4" ± 20 mm

INDEX 

A COMPLETE PRODUCT SYSTEM 

PRODUCT FINDER 

SURFACE RANGE 

OVERVIEW 



PRODUCT RANGE 

IMAGE GALLERY 

- STONE LOOK
- CONCRETE LOOK
- MARBLE LOOK
- WOOD LOOK
- METAL LOOK

TECHNICAL SPECIFICATIONS 

WE CARE 



© Ceramiche Atlas Concorde

Marble Look Timeless Beauty

Thanks to their superior technical characteristics, marble-effect ceramic tiles combine performance and esthetics in a blend of beauty, sustainability, hygiene, practicality, and durability. A safe solution for all the application needs of architecture and interior design.

Grazie alle sue eccellenti caratteristiche tecniche, la ceramica effetto marmo è un materiale che coniuga performance ed estetica in una sintesi di bellezza, sostenibilità, salubrità, praticità d'uso e durata nel tempo. Una soluzione sicura per tutte le esigenze applicative dell'architettura e dell'interior design.

Dank ihrer überragenden technischen Eigenschaften vereint die Keramik mit Marmoroptik Leistung und Ästhetik in einem Produkt, das Schönheit, Nachhaltigkeit, Gesundheit, Funktionalität im Gebrauch und Langlebigkeit zugleich bietet. Die sichere Lösung für alle Anforderungen in Architektur und Innendesign.

Gracias a sus excelentes características técnicas, la cerámica efecto mármol es un material que combina prestaciones y estética en una síntesis de belleza, sostenibilidad, salubridad, practicidad de uso y durabilidad. Una solución segura para todas las necesidades de aplicación en arquitectura y diseño de interiores.

Grâce à ses excellentes caractéristiques techniques, la céramique effet marbre est un matériau qui allie performances et esthétique dans une synthèse de beauté, de durabilité, de salubrité, de praticité d'utilisation et de longévité. Un choix sûr pour toutes les exigences d'application en architecture et en design d'intérieur.

Плитка под мрамор не только красива, но и обладает превосходными техническими свойствами: она экологична, гигиенична, практична в эксплуатации, долговечна. Она – надежное решение для любого архитектурного или интерьерного проекта.



© Ceramiche Atlas Concorde

INDEX

A COMPLETE
PRODUCT
SYSTEM >PRODUCT
FINDER >SURFACE
RANGE >

OVERVIEW >

PRODUCT
RANGE >IMAGE
GALLERY >STONE LOOK
CONCRETE LOOK
MARBLE LOOK
WOOD LOOK
METAL LOOKTECHNICAL
SPECIFICATIONS >

WE CARE >



FLOOR
Marvel X Calacatta Apuano Hammered
 60x120 cm | 23⁵/₈"x47¹/₄" ± 20 mm

WALL
Boost Smoke
 120x278 cm | 47¹/₄"x109¹/₂"

© Ceramiche Atlas Concorde

INDEX



A COMPLETE
PRODUCT
SYSTEM >

PRODUCT
FINDER >

SURFACE
RANGE >

OVERVIEW >

PRODUCT
RANGE >

IMAGE
GALLERY >

STONE LOOK
 CONCRETE LOOK
 MARBLE LOOK
 WOOD LOOK
 METAL LOOK

TECHNICAL
SPECIFICATIONS >

WE CARE >



© Ceramiche Atlas Concorde



© Ceramiche Atlas Concorde

FLOOR
Marvel X Calacatta Apuano Hammered
 60x120 cm | 23⁵/₈"x47¹/₄" ✂ 20 mm

WALL
Boost Smoke
 120x278 cm | 47¹/₄"x109¹/₂"

INDEX



A COMPLETE
PRODUCT
SYSTEM >

PRODUCT
FINDER >

SURFACE
RANGE >

OVERVIEW >

PRODUCT
RANGE >

IMAGE
GALLERY >

STONE LOOK
 CONCRETE LOOK
 MARBLE LOOK
 WOOD LOOK
 METAL LOOK

TECHNICAL
SPECIFICATIONS >

WE CARE >



FLOOR
Marvel X Fior di Bosco Hammered
 60x120 cm | 23⁵/₈"x47¹/₄" ✂ 20 mm
Marvel X Calacatta Apuano Hammered
 60x120 cm | 23⁵/₈"x47¹/₄" ✂ 20 mm

WALL
Marvel X Fior di Bosco Hammered
 Matte/Matt Sensitech
 60x120 cm | 23⁵/₈"x47¹/₄"
Marvel X Calacatta Apuano Hammered
 Matte/Matt Sensitech
 60x120 cm | 23⁵/₈"x47¹/₄"

© Ceramiche Atlas Concorde

INDEX



A COMPLETE
PRODUCT
SYSTEM >

PRODUCT
FINDER >

SURFACE
RANGE >

OVERVIEW >

PRODUCT
RANGE >

IMAGE
GALLERY >

STONE LOOK
CONCRETE LOOK
MARBLE LOOK
WOOD LOOK
METAL LOOK

TECHNICAL
SPECIFICATIONS >

WE CARE >



© Ceramiche Atlas Concorde

FLOOR

Marvel X Fior di Bosco Hammered
 60x120 cm | 23⁵/₈"x47¹/₄" ✂ 20 mm
Marvel X Calacatta Apuano Hammered
 60x120 cm | 23⁵/₈"x47¹/₄" ✂ 20 mm

WALL

Marvel X Fior di Bosco Hammered
 Matte/Matt Sensitech
 60x120 cm | 23⁵/₈"x47¹/₄"
Marvel X Calacatta Apuano Hammered
 Matte/Matt Sensitech
 60x120 cm | 23⁵/₈"x47¹/₄"



© Ceramiche Atlas Concorde

INDEX



A COMPLETE
PRODUCT
SYSTEM >

PRODUCT
FINDER >

SURFACE
RANGE >

OVERVIEW >


PRODUCT
RANGE >

IMAGE
GALLERY >

STONE LOOK
 CONCRETE LOOK
 MARBLE LOOK
 WOOD LOOK
 METAL LOOK

TECHNICAL
SPECIFICATIONS >


WE CARE >





FLOOR
Marvel Travertine Sand Vein Cut
 60x120 cm | 23⁵/₈"x47¹/₄" ✂ 20 mm
Marvel Travertine White Vein Cut
 60x120 cm | 23⁵/₈"x47¹/₄" ✂ 20 mm

WALL
Marvel Travertine Sand Cross Cut
 Matte/Matt Sensitech
 60x120 cm | 23⁵/₈"x47¹/₄"

© Ceramiche Atlas Concorde

INDEX 

A COMPLETE PRODUCT SYSTEM 

PRODUCT FINDER 


SURFACE RANGE 

OVERVIEW 


PRODUCT RANGE 

IMAGE GALLERY 


- STONE LOOK
- CONCRETE LOOK
- MARBLE LOOK
- WOOD LOOK
- METAL LOOK

TECHNICAL SPECIFICATIONS 

WE CARE 



© Ceramiche Atlas Concorde



© Ceramiche Atlas Concorde

FLOOR
Marvel Travertine Sand Vein Cut
 60x120 cm | 23⁵/₈"x47¹/₄" ❏ 20 mm
Marvel Travertine White Vein Cut
 60x120 cm | 23⁵/₈"x47¹/₄" ❏ 20 mm

WALL
Marvel Travertine Sand Cross Cut
 Matte/Matt Sensitech
 60x120 cm | 23⁵/₈"x47¹/₄"

INDEX



A COMPLETE PRODUCT SYSTEM >

PRODUCT FINDER >

SURFACE RANGE >

OVERVIEW >

PRODUCT RANGE >

IMAGE GALLERY >

STONE LOOK
 CONCRETE LOOK
 MARBLE LOOK
 WOOD LOOK
 METAL LOOK

TECHNICAL SPECIFICATIONS >

WE CARE >



© Ceramiche Atlas Concorde

FLOOR
Marvel Travertine Sand Cross Cut Grip
 60x120 cm | 23⁵/₈"x47¹/₄"
Marvel Travertine Sand Cross Cut
Elemento L Grip
 33x120 h 4 cm | 13"x47¹/₄" h 1⁵/₈"

FACADE
Marvel Travertine Sand Vein Cut
 Matte/Matt Sensitech
 60x120 cm | 23⁵/₈"x47¹/₄"

INDEX



A COMPLETE PRODUCT SYSTEM >

PRODUCT FINDER >

SURFACE RANGE >

OVERVIEW >

PRODUCT RANGE >

IMAGE GALLERY >

STONE LOOK
 CONCRETE LOOK
 MARBLE LOOK
 WOOD LOOK
 METAL LOOK

TECHNICAL SPECIFICATIONS >

WE CARE >



© Ceramiche Atlas Concorde



© Ceramiche Atlas Concorde

FLOOR
Marvel Travertine Sand Cross Cut Grip
 60x120 cm | 23⁵/₈"x47¹/₄"
Marvel Travertine Sand Cross Cut Elemento L Grip
 33x120 h 4 cm | 13"x47¹/₄" h 1⁵/₈"

INDEX



A COMPLETE
PRODUCT
SYSTEM >

PRODUCT
FINDER >

SURFACE
RANGE >

OVERVIEW >

PRODUCT
RANGE >

IMAGE
GALLERY >

STONE LOOK
 CONCRETE LOOK
 MARBLE LOOK
 WOOD LOOK
 METAL LOOK

TECHNICAL
SPECIFICATIONS >

WE CARE >




© Ceramiche Atlas Concorde


FLOOR
Marvel Travertine Pearl Vein Cut
 60x120 cm | 23³/₈"x47¹/₄" ± 20 mm

WALL
Marvel Travertine Pearl Vein Cut
 120x278 cm | 47¹/₄"x109¹/₂"


COUNTERTOP
Atlas Plan Travertino Pearl Hammered
 162x324 cm | 63³/₄"x127¹/₂"

FURNITURE
Atlas Plan Desert Soul
 Polished/Lappato
 162x324 cm | 63³/₄"x127¹/₂"

INDEX 

A COMPLETE PRODUCT SYSTEM 

PRODUCT FINDER 


SURFACE RANGE 

OVERVIEW 

PRODUCT RANGE 

IMAGE GALLERY 

STONE LOOK
 CONCRETE LOOK
 MARBLE LOOK
 WOOD LOOK
 METAL LOOK

TECHNICAL SPECIFICATIONS 

WE CARE 



© Ceramiche Atlas Concorde

Wood Look A Natural Breath

The most advanced point of union between natural charm and design efficiency. The Wood Look collections of the Atlas Concorde Outdoor range translate the spontaneous, timeless elegance that distinguishes some particularly renowned wood varieties into an advanced, high performance ceramic language.

Il più avanzato punto di sintesi tra fascino naturale ed efficienza progettuale. Le collezioni Wood Look della gamma Atlas Concorde Outdoor traducono in un linguaggio ceramico avanzato ed estremamente performante l'eleganza spontanea e senza tempo che caratterizza alcune varietà di legni particolarmente rinomate.

Die modernste Form der Synthese aus natürlichem Charme und planerischer Effizienz. Die Kollektionen Wood Look von Atlas Concorde Outdoor übertragen die spontane, zeitlose Eleganz einiger besonders renommierter Holzarten in eine moderne und überaus leistungsstarke keramische Sprache.

El punto de síntesis más avanzado entre el encanto natural y la eficacia del diseño. Las colecciones Wood Look de la gama Outdoor de Atlas Concorde traducen al lenguaje cerámico avanzado y de gran rendimiento la elegancia espontánea e intemporal que caracteriza a algunas de las variedades de madera más conocidas.

La synthèse la plus avancée entre charme naturel et efficacité de la conception. Les collections Wood Look de la gamme Atlas Concorde Outdoor traduisent, dans un langage céramique avancé et extrêmement performant, l'élégance spontanée et intemporelle qui caractérise certaines variétés de bois particulièrement renommées.

Самый передовой синтез натуральной красоты и высоких эксплуатационных свойств. Коллекции с имитацией дерева гаммы Atlas Concorde Outdoor переносят на поверхность превосходной по техническим качествам плитки естественную элегантность некоторых из самых ценных пород древесины.



© Ceramiche Atlas Concorde

INDEX

A COMPLETE
PRODUCT
SYSTEM >PRODUCT
FINDER >SURFACE
RANGE >

OVERVIEW >

PRODUCT
RANGE >IMAGE
GALLERY >STONE LOOK
CONCRETE LOOK
MARBLE LOOK
WOOD LOOK
METAL LOOKTECHNICAL
SPECIFICATIONS >

WE CARE >



© Ceramiche Atlas Concorde

FLOOR

- Entice Browned Oak Natural
30x120 cm | 11³/₄"x47¹/₄" ❌ 20 mm
- Entice Browned Oak Natural Elemento L
30x120 cm | 11³/₄"x47¹/₄" ❌ 20 mm
- Entice Browned Oak Natural Round
30x120 cm | 11³/₄"x47¹/₄" ❌ 20 mm
- Entice Browned Oak Natural Top
30x120 cm | 11³/₄"x47¹/₄" ❌ 20 mm



© Ceramiche Atlas Concorde

FLOOR (INDOOR)

- Entice Browned Oak Natural
Matte/Matt Sensitech
20x120 cm | 7¹/₄"x47¹/₄"

INDEX



A COMPLETE
PRODUCT
SYSTEM >

PRODUCT
FINDER >

SURFACE
RANGE >

OVERVIEW >

PRODUCT
RANGE >

IMAGE
GALLERY >

- STONE LOOK
- CONCRETE LOOK
- MARBLE LOOK
- WOOD LOOK
- METAL LOOK

TECHNICAL
SPECIFICATIONS >

WE CARE >



© Ceramiche Atlas Concorde



© Ceramiche Atlas Concorde

FLOOR
Entice Browned Oak Natural Grip
 20x120 cm | 7 1/4" x 47 1/4"
Entice Browned Oak Natural Elemento L Grip
 20x120 H.4 cm | 7 1/4" x 47 1/4" x 1 3/8"

INDEX



A COMPLETE
PRODUCT
SYSTEM



PRODUCT
FINDER



SURFACE
RANGE



OVERVIEW



PRODUCT
RANGE



IMAGE
GALLERY



STONE LOOK
 CONCRETE LOOK
 MARBLE LOOK
 WOOD LOOK
 METAL LOOK

TECHNICAL
SPECIFICATIONS



WE CARE





© Ceramiche Atlas Concorde

FLOOR
Entice Copper Oak Natural Grip
 20x120 cm | 7¹/₈"x47¹/₈"
Entice Copper Oak Natural Elemento L Grip
 20x120 H.4 cm | 7¹/₈"x47¹/₈"x1¹/₈"



© Ceramiche Atlas Concorde

INDEX



A COMPLETE
PRODUCT
SYSTEM



PRODUCT
FINDER



SURFACE
RANGE



OVERVIEW



PRODUCT
RANGE



IMAGE
GALLERY




STONE LOOK
 CONCRETE LOOK
 MARBLE LOOK
 WOOD LOOK
 METAL LOOK

TECHNICAL
SPECIFICATIONS



WE CARE





© Ceramiche Atlas Concorde



© Ceramiche Atlas Concorde

FLOOR

Exence Almond

30x120 cm | 11³/₄"x47¹/₄" ± 20 mm

Exence Almond Round

30x120 cm | 11³/₄"x47¹/₄" ± 20 mm

Exence Almond Round Ang. Dx/Sx

30x120 cm | 11³/₄"x47¹/₄" ± 20 mm

Exence Almond Alzata

30x120 cm | 11³/₄"x47¹/₄" ± 20 mm

Boost Grey

120x120 cm | 47¹/₄"x47¹/₄" ± 20 mm

INDEX



A COMPLETE
PRODUCT
SYSTEM >

PRODUCT
FINDER >

SURFACE
RANGE >

OVERVIEW >

PRODUCT
RANGE >

IMAGE
GALLERY >

STONE LOOK
CONCRETE LOOK
MARBLE LOOK
WOOD LOOK
METAL LOOK

TECHNICAL
SPECIFICATIONS >

WE CARE >



© Ceramiche Atlas Concorde

FLOOR
Étic Pro Rovere Venice
 30x120 cm | 11³/₄"x47¹/₄" ± 20 mm



© Ceramiche Atlas Concorde

INDEX



A COMPLETE
PRODUCT
SYSTEM



PRODUCT
FINDER



SURFACE
RANGE



OVERVIEW



PRODUCT
RANGE



IMAGE
GALLERY




STONE LOOK
 CONCRETE LOOK
 MARBLE LOOK
 WOOD LOOK
 METAL LOOK

TECHNICAL
SPECIFICATIONS



WE CARE





FLOOR
Etic Pro Rovere Venice
30x120 cm | 11³/₄"x47¹/₄" ± 20 mm

© Ceramiche Atlas Concorde

INDEX



A COMPLETE
PRODUCT
SYSTEM >

PRODUCT
FINDER >

SURFACE
RANGE >

OVERVIEW >

PRODUCT
RANGE >

IMAGE
GALLERY >

STONE LOOK
CONCRETE LOOK
MARBLE LOOK
WOOD LOOK
METAL LOOK

TECHNICAL
SPECIFICATIONS >

WE CARE >




© Ceramiche Atlas Concorde

FLOOR
Etic Pro Hickory
 30x120 cm | 11³/₄"x47¹/₄" \times 20 mm

FLOOR
Etic Pro Rovere Venice Grip
 22,5x90 cm | 8⁷/₈"x35³/₈"

WALL
Brave Pearl
 45x90 cm | 17³/₄"x35³/₈"
 30x60 cm | 11³/₄"x23⁵/₈"



© Ceramiche Atlas Concorde

INDEX



A COMPLETE
PRODUCT
SYSTEM >

PRODUCT
FINDER >

SURFACE
RANGE >

OVERVIEW >

PRODUCT
RANGE >

IMAGE
GALLERY >

STONE LOOK
 CONCRETE LOOK
 MARBLE LOOK
 WOOD LOOK
 METAL LOOK

TECHNICAL
SPECIFICATIONS >

WE CARE >



© Ceramiche Atlas Concorde



© Ceramiche Atlas Concorde

FLOOR
Etic Pro Rovere Venice
30x120 cm | 11³/₄"x47¹/₄" ± 20 mm

INDEX



A COMPLETE
PRODUCT
SYSTEM



PRODUCT
FINDER



SURFACE
RANGE



OVERVIEW



PRODUCT
RANGE



IMAGE
GALLERY




STONE LOOK
CONCRETE LOOK
MARBLE LOOK
WOOD LOOK
METAL LOOK

TECHNICAL
SPECIFICATIONS



WE CARE





Metal Look Industrial Spirit

The allure of aged oxidized metal at the height of its esthetic perfection inspires an innovative collection with a seductive industrial chic style. Esthetic refinement, performance and functionality blend harmoniously on porcelain tile surfaces that present themselves as a powerful and modern tool for outdoor design.

Il fascino vissuto del metallo ossidato, al massimo della sua perfezione estetica, ispira una collezione innovativa, dalla seducente sensibilità industrial chic. Raffinatezza estetica, performance e funzionalità si fondono armonicamente in superfici in gres porcellanato che si propongono come un potente e moderno strumento di outdoor design.

Die Faszination verwitterten, oxidierten Metalls in seiner optisch gelungensten Erscheinungsform inspiriert eine innovative Kollektion, die mit Sensibilität und Industrial Chic besticht. Edle Ästhetik, Leistung und Funktionalität verschmelzen harmonisch zu Oberflächen aus Feinsteinzeug, die sich als starkes und zeitgemäßes Instrument für das Outdoor Design anbieten.

El encanto del metal oxidado, al máximo de su perfección estética, inspira una colección innovadora con una seductora sensibilidad industrial chic. Refinamiento estético, rendimiento y funcionalidad se combinan armoniosamente en superficies de gres porcelánico que se proponen como un potente y moderno instrumento para el diseño de exteriores.

Le charme vieilli du métal oxydé, au maximum de sa perfection esthétique, inspire une collection innovante qui présente une sensibilité industrial chic très séduisante. Raffinement esthétique, performance et fonctionnalité se fondent harmonieusement sur des surfaces en grès cérame qui se proposent comme un puissant et moderne instrument de design d'extérieur.

Живое очарование окисленного металла с его ярким индустриальным звучанием воссоздано в инновационной коллекции плитки. Эстетическая изысканность, высокие эксплуатационные качества и функциональность гармонично объединились в керамограните, который становится мощным современным инструментом в руках ландшафтных дизайнеров.



INDEX


[A COMPLETE
PRODUCT
SYSTEM](#)

[PRODUCT
FINDER](#)

[SURFACE
RANGE](#)

[OVERVIEW](#)

[PRODUCT
RANGE](#)

[IMAGE
GALLERY](#)


STONE LOOK
CONCRETE LOOK
MARBLE LOOK
WOOD LOOK
METAL LOOK

[TECHNICAL
SPECIFICATIONS](#)


[WE CARE](#)




© Ceramiche Atlas Concorde

FLOOR
Blaze Corten
 120x120 cm | 47 1/4" x 47 1/4" ± 20 mm
Blaze Corten Round
 33x120 cm | 13" x 47 1/4" ± 20 mm
Blaze Corten Round Ang. Dx/Sx
 33x120 cm | 13" x 47 1/4" ± 20 mm

WALL
Blaze Corten
 120x278 cm | 47 1/4" x 109 1/2"



© Ceramiche Atlas Concorde

INDEX



A COMPLETE
PRODUCT
SYSTEM >

PRODUCT
FINDER >

SURFACE
RANGE >

OVERVIEW >

PRODUCT
RANGE >

IMAGE
GALLERY >

STONE LOOK
CONCRETE LOOK
MARBLE LOOK
WOOD LOOK
METAL LOOK

TECHNICAL
SPECIFICATIONS >

WE CARE >



Technical Specifications

- ◇ CERTIFICATIONS
- ◇ TRIM TILES
- ◇ TECHNICAL SPECIFICATIONS
- ◇ CLEANING AND MAINTENANCE
- ◇ V-SHADE, COLOUR-SHADING
- ◇ RAISED INSTALLATION
- ◇ PACKING

INDEX



A COMPLETE
PRODUCT
SYSTEM



PRODUCT
FINDER



SURFACE
RANGE



OVERVIEW



PRODUCT
RANGE



IMAGE
GALLERY



TECHNICAL
SPECIFICATIONS



WE CARE



Certifications

Atlas Concorde has a certified system for the management of company functions and processes, achieving increasingly efficient levels of internal organisation, traceability, identification of critical issues, problems and best practices. The concept of safety concerns all functions, most often crosswise in relation to the different tasks and activities.

Atlas Concorde dispone di un sistema certificato per la gestione delle funzioni e dei processi aziendali che consente livelli sempre più efficienti di organizzazione interna, tracciabilità, individuazione di criticità, problematiche e best practices. Il concetto di sicurezza riguarda tutte le funzioni, il più delle volte in modo trasversale rispetto alle diverse mansioni e attività.

Atlas Concorde dispose d'un système certifié de gestion des fonctions et processus d'entreprise qui assure des niveaux de plus en plus efficaces d'organisation interne, de traçabilité, d'identification des points critiques, des problèmes et des bonnes pratiques. La notion de sécurité touche toutes les fonctions, le plus souvent de manière transversale par rapport aux différentes fonctions et activités.

Atlas Concorde verfügt über ein zertifiziertes System für das Management von Unternehmensfunktionen und -prozessen, das eine immer effizientere interne Organisation, Rückverfolgbarkeit, Identifizierung von kritischen Fragen, Problemen und bewährten Verfahren ermöglicht. Das Sicherheitskonzept bezieht sich auf alle Funktionen, am häufigsten auf die verschiedenen Aufgaben und Tätigkeiten.

Atlas Concorde cuenta con un sistema certificado para la gestión de las funciones y los procesos de la empresa, que permite alcanzar niveles cada vez más eficientes de organización interna, trazabilidad y detección de puntos críticos, incidencias, así como buenas prácticas. El concepto de seguridad concierne todas las funciones, la mayoría de las veces de forma transversal respecto a las distintas tareas y actividades.

Atlas Concorde располагает сертифицированной системой управления корпоративными функциями и процессами, которая позволяет постоянно повышать эффективность внутренней организации, отслеживаемость продукции, уровень выявления критических и текущих проблем и внедрения передовых практик. Концепция безопасности касается всех функций и в большинстве случаев поперечно проходит через различные должностные обязанности и виды деятельности.

Certifications

Company / Azienda



Product / Prodotto



Product "Declarations" / Dichiarazioni di prodotto



UPEC PORCELAIN TILES	
AIX	LIMS
AXI	MARVEL
BLAZE	MARVEL DREAM
BOOST	MARVEL EDGE
BOOST PRO	MARVEL GEMS
BOOST NATURAL	MARVEL SHINE
BOOST STONE	MARVEL PRO
BRAVE	MARVEL STONE
DWELL	NID (15x90 cm)
ETIC	PRISM
ETIC PRO (22,5x90 cm)	TRUST
EXENCE (20x120 cm)	VENTI BOOST
HEARTWOOD (20x120 cm)	
KONE	

Certifications for export to international markets*



SQM	SGS
SAUDI ARABIA	INDONESIA



UPEC F+ OUTDOOR ≥ 20 MM
BLAZE
BOOST
BOOST PRO
BRAVE
TRUST

CLASSIFICATION UPEC/UPEC F+ EN COURS DE CERTIFICATION
BOOST MIX
BOOST NATURAL (UPEC F+)
BOOST STONE (UPEC F+)
NORDE (UPEC F+)
MARVEL TRAVERTINE
MARVEL X

* Shipments can be made in accordance with national requirements anywhere in the world, even in markets with complex customs procedures such as Egypt, Morocco and Kurdistan, thanks to our active cooperation with accredited certification bodies in each country. - Possibilità di spedizioni conformi alle prescrizioni nazionali ovunque nel mondo, anche in mercati con procedure doganali complesse come Egitto, Marocco, Kurdistan, grazie alla collaborazione sempre attiva con gli enti di certificazione accreditati in ciascun paese. - Dank unserer aktiven Zusammenarbeit mit den akkreditierten Zertifizierungsstellen in den einzelnen Ländern können die Sendungen in Übereinstimmung mit den nationalen Anforderungen überall auf der Welt versandt werden, selbst auf Märkten mit komplexen Zollverfahren wie Ägypten, Marokko und Kurdistan. - Possibilità d'expéditions conformes aux prescriptions nationales partout dans le monde, même sur les marchés dont les procédures douanières sont complexes comme l'Égypte, le Maroc ou le Kurdistan, grâce à la collaboration toujours active avec les organismes de certification homologués dans chaque pays. - Se pueden realizar envíos según la normativa nacional a cualquier parte del mundo, incluso a mercados con procedimientos aduaneros complejos como Egipto, Marruecos o Kurdistan, gracias a la cooperación permanente con los organismos de certificación acreditados en cada país. - Компания имеет возможность осуществлять поставки в любую точку мира в соответствии с национальными требованиями, даже на рынках со сложными таможенными процедурами, таких как Египет, Марокко, Курдистан, благодаря неизменно активному сотрудничеству с аккредитованными органами сертификации в каждой стране.

† Classificazione UPEC aggiornata al - Classement UPEC mis à jour au: 2023
 ‡ Si consiglia la consultazione della pagina - On vous conseille de vous connecter à: <https://database.cstb.fr/holderdetails?Uid=ETB-2094&AppRef=QB32>
 § Per ulteriori informazioni scrivere a - Pour tous renseignements complémentaires merci d'écrire à: france@atlasconcorde.it

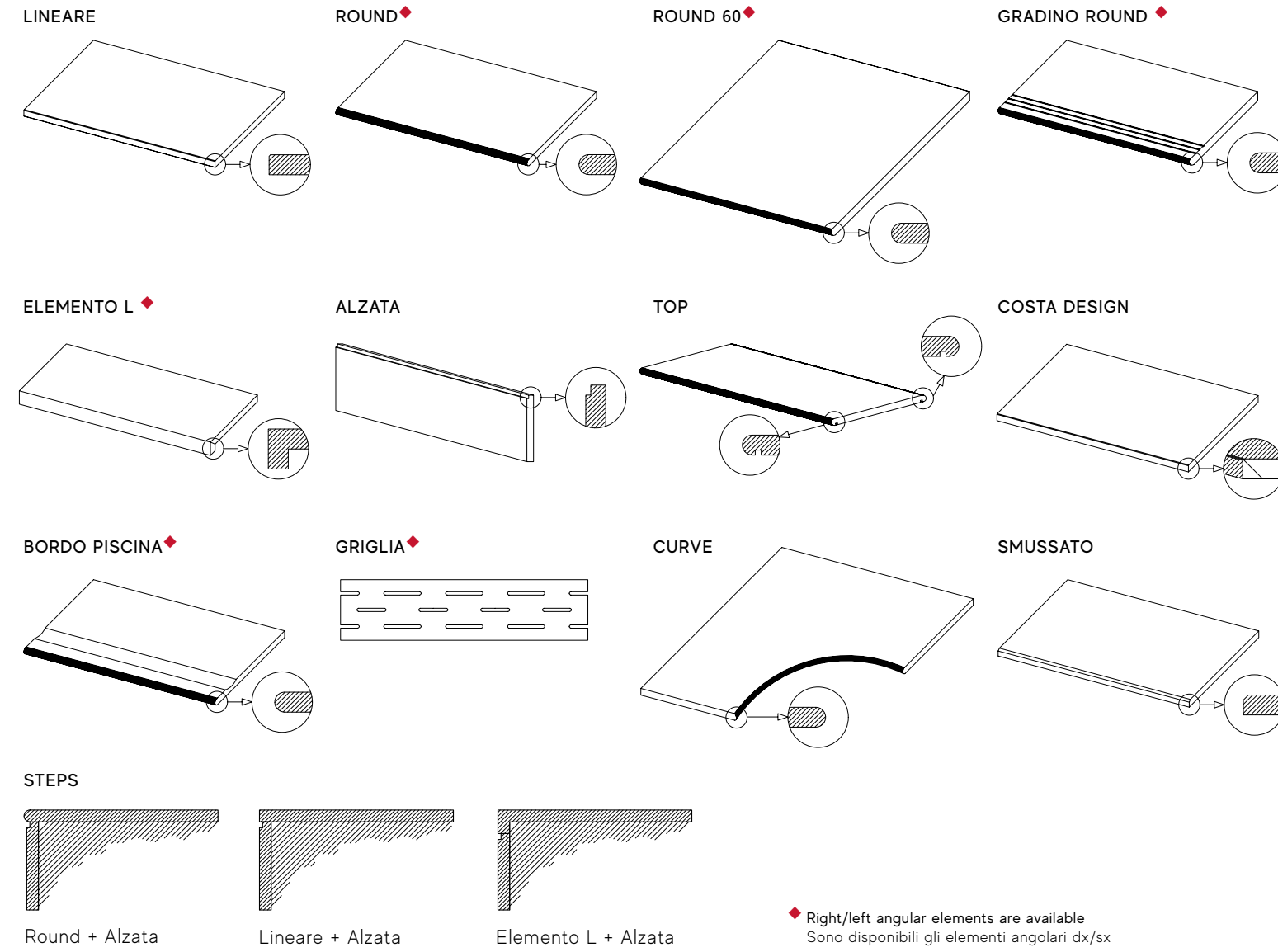


Trim Tiles / Pezzi Speciali

± 20 mm

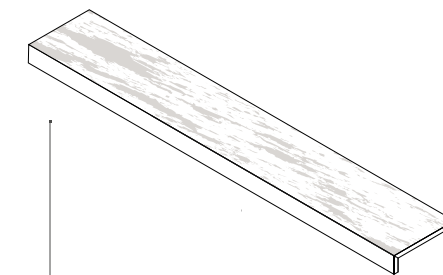
			AIX	BLAZE	BOOST	BOOST MIX	BOOST NATURAL	BOOST PRO	BOOST STONE	BRAVE	ENTICE	ETIC PRO	EXENCE	LIMS	MARVEL X	MARVEL TRAVERTINE	NORDE	PRISM	TRUST
Lineare	30x60 cm	11 ³ / ₄ "x23 ⁵ / ₈ "		•	•	•	•	•	•					•					
	33x120 cm	13"x47 ¹ / ₄ "		•	•	•	•	•	•					•	•	•	•	•	•
	30x120 cm	11 ³ / ₄ "x47 ¹ / ₄ "									•	•	•						
Round	60x90 cm	23 ⁵ / ₈ "x35 ³ / ₈ "	•														•		
	45x90 cm	17 ³ / ₄ "x35 ³ / ₈ "			•			•											
	40x80 cm	15 ³ / ₄ "x31 ¹ / ₂ "															•	•	
	30x60 cm	11 ³ / ₄ "x23 ⁵ / ₈ "		•	•	•	•	•	•	•				•			•		•
Round Angolare Dx/Sx	33x120 cm	13"x47 ¹ / ₄ "		•	•	•	•	•	•	•				•	•	•	•	•	•
	30x120 cm	11 ³ / ₄ "x47 ¹ / ₄ "									•	•	•						
	60x90 cm	23 ⁵ / ₈ "x35 ³ / ₈ "	•														•		
	45x90 cm	17 ³ / ₄ "x35 ³ / ₈ "			•			•											
	40x80 cm	15 ³ / ₄ "x31 ¹ / ₂ "															•	•	
Round	60x60 cm	23 ⁵ / ₈ "x23 ⁵ / ₈ "		•	•	•	•	•	•	•				•			•		•
Round Angolare	60x60 cm	23 ⁵ / ₈ "x23 ⁵ / ₈ "		•	•	•	•	•	•	•				•			•		•
Gradino Round	30x60 cm	11 ³ / ₄ "x23 ⁵ / ₈ "		•	•	•	•	•	•	•				•			•		•
Gradino Round Angolare Dx/Sx	30x60 cm	11 ³ / ₄ "x23 ⁵ / ₈ "		•	•	•	•	•	•	•				•			•		•
Elemento L	33x120 cm	13"x47 ¹ / ₄ "		•	•	•	•	•	•	•				•	•	•	•	•	•
	30x120 cm	11 ³ / ₄ "x47 ¹ / ₄ "									•								
	33x90 cm	13"x35 ³ / ₈ "	•		•			•									•		
	33x80 cm	13"x31 ¹ / ₂ "															•	•	
	20x60 cm	7 ⁷ / ₈ "x23 ⁵ / ₈ "		•	•	•	•	•	•	•				•	•		•		•
Elemento L Angolare	33x33 cm	13"x13"	•	•	•	•	•	•	•	•				•			•	•	•
	20x20 cm	7 ⁷ / ₈ "x7 ⁷ / ₈ "		•	•	•	•	•	•	•				•			•		•
Alzata	30x120 cm	11 ³ / ₄ "x47 ¹ / ₄ "									•	•	•						
	20x120 cm	7 ⁷ / ₈ "x47 ¹ / ₄ "		•	•	•	•	•	•	•				•	•	•	•	•	•
Top	20x90 cm	7 ⁷ / ₈ "x35 ³ / ₈ "	•		•			•									•		
	30x120 cm	11 ³ / ₄ "x47 ¹ / ₄ "		•	•	•	•	•	•	•		•	•	•	•	•	•	•	•
Top	30x60 cm	11 ³ / ₄ "x23 ⁵ / ₈ "		•	•	•	•	•	•	•				•			•		•
	33x120 cm	13"x47 ¹ / ₄ "		•	•	•	•	•	•	•				•	•	•	•	•	•
Costa Design	33x120 cm	13"x47 ¹ / ₄ "		•	•	•	•	•	•	•				•	•	•	•	•	•
Bordo Piscina	30x60 cm	11 ³ / ₄ "x23 ⁵ / ₈ "		•	•	•	•	•	•	•				•			•		•
Bordo Piscina Angolare Dx/Sx	30x60 cm	11 ³ / ₄ "x23 ⁵ / ₈ "		•	•	•	•	•	•	•				•			•		•
Griglia	20x60 cm	7 ⁷ / ₈ "x23 ⁵ / ₈ "		•	•	•	•	•	•	•				•			•		•
	15x60 cm	5 ⁷ / ₈ "x23 ⁵ / ₈ "		•	•	•	•	•	•	•				•			•		•
Griglia Angolare Dx/Sx	20x60 cm	7 ⁷ / ₈ "x23 ⁵ / ₈ "		•	•	•	•	•	•	•				•			•		•
	15x60 cm	5 ⁷ / ₈ "x23 ⁵ / ₈ "		•	•	•	•	•	•	•				•			•		•
Curve	60x60 cm	23 ⁵ / ₈ "x23 ⁵ / ₈ "		•	•	•	•	•	•	•				•			•		•
Smussato	30x60 cm	11 ³ / ₄ "x23 ⁵ / ₈ "		•	•	•	•	•	•	•				•			•		•

Trim Tiles / Pezzi Speciali

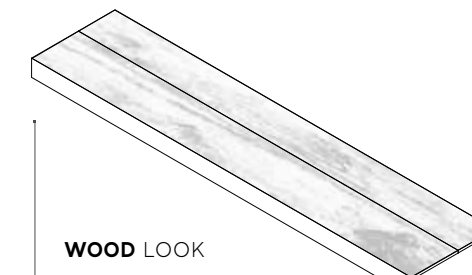


± 9 mm Grip

AVAILABLE SIZES / FORMATI DISPONIBILI



Elemento L Strutturato / Grip
 18,5x150 H. 4 - 7¹/₄"x59" H. 1⁵/₈"
 33x120 H. 4 - 13"x47¹/₄" H. 1⁵/₈"
 20x120 H. 4 - 7⁷/₈"x47¹/₄" H. 1⁵/₈"
 22,5x90 H. 4 - 8⁷/₈"x35³/₈" H. 1⁵/₈"
 15x75 H. 4 - 5⁷/₈"x29¹/₂" H. 1⁵/₈"
 15x60 H. 4 - 5⁷/₈"x23⁵/₈" H. 1⁵/₈"



WOOD LOOK
Elemento L Strutturato / Grip
 33x120 H. 4 - 13"x47¹/₄" H. 1⁵/₈"

Technical Features

Caratteristiche tecniche . Technische Daten . Caractéristiques techniques . Características técnicas . Технические характеристики
 Compliant with standards EN 14411 annex G group Bla . Conforme alla norma EN 14411 Appendice G gruppo Bla . Compliant with standards ISO 13006 annex G group Bla Conforme alla norma ISO 13006 Appendice G gruppo Bla

± 20 mm

	Requirements for nominal size N Requisiti per dimensione nominale N	20 mm		
		7 cm ≤ N < 15 cm (mm)	N ≥ 15 cm (%)	N ≥ 15 cm (mm)
Regularity characteristics	Length and width Lunghezza e larghezza	± 0,9 (*)	± 0,6 (*)	± 2,0 (*)
	Thickness Spessore	± 0,5 (**)	± 5 (**)	± 0,5 (**)
	Straightness of sides Rettilineità degli spigoli	± 0,75 (***)	± 0,5 (***)	± 1,5 (***)
	Rectangularity (Measurement only on short edges when LI ≥ 3) Ortogonalità (Misurazione da condurre solo sui lati corti quando LI ≥ 3)	± 0,75 (****)	± 0,5 (****)	± 2,0 (****)
Surface flatness Planarità		c.c. ± 0,75	c.c. ± 0,5	c.c. ± 2,0
		e.c. ± 0,75	e.c. ± 0,5	e.c. ± 2,0
		w. ± 0,75	w. ± 0,5	w. ± 2,0
Structural characteristics	Water absorption Massa d'acqua assorbita	ISO 10545-3	EN 14411 annex G (Group Bla) EN 14411 appendice G (Gruppo Bla)	ISO 13006 annex G (Group Bla) ISO 13006 appendice G (Gruppo Bla)
	Breaking strength Sforzo di rottura	ISO 10545-4	S ≥ 1300 N	S ≥ 10000 N
Bulk mechanical characteristics	Modulus of rupture Resistenza alla flessione		R ≥ 35 N/mm ²	R ≥ 45 N/mm ²
	Bending strength and breaking load Resistenza a flessione e al carico di rottura	EN 1339 Annex F	-	-
Surface mechanical characteristics	Impact resistance, as coefficient of restitution Resistenza all'impatto, espresso come coefficiente di restituzione	ISO 10545-5	Declared value Dichiarare un valore	Test method available Metodo di prova disponibile
	Resistance to deep abrasion of unglazed tiles (removed volume) Resistenza all'abrasione profonda delle piastrelle non smaltate (volume materiale asportato)	ISO 10545-6	≤ 175 mm ³	≤ 150 mm ³
Thermal and hygrometric characteristics	Coefficient of thermal linear expansion Coefficiente di dilatazione termica lineare	ISO 10545-8	Declared value Dichiarare un valore	Test method available Metodo di prova disponibile
	Thermal shock resistance Resistenza agli sbalzi termici	ISO 10545-9	Pass according to ISO 10545-1 Test superato in accordo con ISO 10545-1	Test method available Metodo di prova disponibile
	Moisture expansion (in mm/m) Dilatazione all'umidità (in mm/m)	ISO 10545-10	Declared value Dichiarare un valore	Test method available Metodo di prova disponibile
	Frost resistance Resistenza al gelo	ISO 10545-12	Pass according to ISO 10545-1 Test superato in accordo con ISO 10545-1	Required Metodo di prova richiesto
Physical properties	Bond strength/adhesion for improved cementitious adhesives Adesione a trazione con adesivi cementizi migliorati	EN 1348	Declared value Dichiarare un valore	≥ 1,0 N/mm ² (Class C2 - EN 12004)
	Reaction to fire Reazione al fuoco	-	Class A1 or A1 _s Classe A1 oppure A1 _s	A1 - A1 _s
Chemical characteristics	Resistance to household chemicals and swimming pool salts Resistenza ai prodotti chimici di uso domestico ed agli additivi per piscina	ISO 10545-13	Minimum Class B (UB for unglazed tiles) Classe minima B (UB per piastrelle non smaltate)	
	Resistance to low concentrations of acids and alkalis Resistenza a basse concentrazioni di acidi e alcali		Declared Class Dichiarare una Classe	Manufacturer is to state classification Secondo la classificazione indicata dal fabbricante
	Resistance to high concentrations of acids and alkalis Resistenza ad alte concentrazioni di acidi e alcali		Declared Class Dichiarare una Classe	Declared Class Dichiarare una Classe
	Resistance to staining for unglazed tiles Resistenza alle macchie per piastrelle non smaltate		ISO 10545-14	Declared Class Dichiarare una Classe
Safety characteristics ⁽¹⁾	Shod Ramp Test Metodo della rampa "calzato"	DIN EN 16165 ANNEX B (EX DIN 51130)	Declared value Dichiarare un valore	-
	Barefoot Ramp Test Metodo della rampa a piedi nudi	DIN EN 16165 ANNEX A (EX DIN 51097)	Declared value Dichiarare un valore	-
		BS EN 16165 ANNEX C (EX BS 7976)	PTV ≥ 36 classifies the surface as "low slip risk"	
	Pendulum Friction Test Metodo del Pendolo	AS 4586	Declared Classification of the pedestrian surface materials according to the Wet Pendulum Test	
		UNE 41901 EX:2017	Declared value Dichiarare un valore	
	Coefficient of friction (COF) Coefficiente di attrito	B.C.R.A. Rep. CEC/81	D. M. 236/89 del 14/06/89 μ > 0,40 per elemento scivolante gomma dura su pavimentazione bagnata μ > 0,40 per elemento scivolante cuoio su pavimentazione asciutta	
	Dynamic coefficient of friction (DCOF) Coefficiente di attrito dinamico	ANSI A 326.3	-	



Refer to www.tbwcert.com for validity and full documentation
 Consultare www.tbwcert.com per la validità e la documentazione completa

Technical Features

Caratteristiche tecniche . Technische Daten . Caractéristiques techniques . Características técnicas . Технические характеристики
 Compliant with standards EN 14411 annex G group Bla . Conforme alla norma EN 14411 Appendice G gruppo Bla . Compliant with standards ISO 13006 annex G group Bla Conforme alla norma ISO 13006 Appendice G gruppo Bla

± 9 mm

	Requirements for nominal size N Requisiti per dimensione nominale N	20 mm		
		7 cm ≤ N < 15 cm (mm)	N ≥ 15 cm (%)	N ≥ 15 cm (mm)
Regularity characteristics	Length and width Lunghezza e larghezza	± 0,9 (*)	± 0,6 (*)	± 2,0 (*)
	Thickness Spessore	± 0,5 (**)	± 5 (**)	± 0,5 (**)
	Straightness of sides Rettilineità degli spigoli	± 0,75 (***)	± 0,5 (***)	± 1,5 (***)
	Rectangularity (Measurement only on short edges when LI ≥ 3) Ortogonalità (Misurazione da condurre solo sui lati corti quando LI ≥ 3)	± 0,75 (****)	± 0,5 (****)	± 2,0 (****)
Surface flatness Planarità		c.c. ± 0,75	c.c. ± 0,5	c.c. ± 2,0
		e.c. ± 0,75	e.c. ± 0,5	e.c. ± 2,0
		w. ± 0,75	w. ± 0,5	w. ± 2,0
Structural characteristics	Water absorption Massa d'acqua assorbita	ISO 10545-3	EN 14411 annex G (Group Bla) EN 14411 appendice G (Gruppo Bla)	ISO 13006 annex G (Group Bla) ISO 13006 appendice G (Gruppo Bla)
	Breaking strength Sforzo di rottura	ISO 10545-4	S ≥ 1300 N	S ≥ 1500 N
Bulk mechanical characteristics	Modulus of rupture Resistenza alla flessione		R ≥ 35 N/mm ²	R ≥ 40 N/mm ²
	Impact resistance, as coefficient of restitution Resistenza all'impatto, espresso come coefficiente di restituzione	ISO 10545-5	Declared value Dichiarare un valore	Test method available Metodo di prova disponibile
Surface mechanical characteristics	Resistance to deep abrasion of unglazed tiles (removed volume) Resistenza all'abrasione profonda delle piastrelle non smaltate (volume materiale asportato)	ISO 10545-6	≤ 175 mm ³	≤ 150 mm ³
	Coefficient of thermal linear expansion Coefficiente di dilatazione termica lineare	ISO 10545-8	Declared value Dichiarare un valore	Test method available Metodo di prova disponibile
Thermal and hygrometric characteristics	Thermal shock resistance Resistenza agli sbalzi termici	ISO 10545-9	Pass according to ISO 10545-1 Test superato in accordo con ISO 10545-1	Resistant Resiste
	Moisture expansion (in mm/m) Dilatazione all'umidità (in mm/m)	ISO 10545-10	Declared value Dichiarare un valore	Test method available Metodo di prova disponibile
	Frost resistance Resistenza al gelo	ISO 10545-12	Pass according to ISO 10545-1 Test superato in accordo con ISO 10545-1	Required Metodo di prova richiesto
	Bond strength/adhesion for improved cementitious adhesives Adesione a trazione con adesivi cementizi migliorati	EN 1348	Declared value Dichiarare un valore	-
Physical properties	Reaction to fire Reazione al fuoco	-	Class A1 or A1 _s Classe A1 oppure A1 _s	-
	Resistance to household chemicals and swimming pool salts Resistenza ai prodotti chimici di uso domestico ed agli additivi per piscina	ISO 10545-13	Minimum Class B (UB for unglazed tiles) Classe minima B (UB per piastrelle non smaltate)	
Resistance to low concentrations of acids and alkalis Resistenza a basse concentrazioni di acidi e alcali	Declared Class Dichiarare una Classe		Manufacturer is to state classification Secondo la classificazione indicata dal fabbricante	
Resistance to high concentrations of acids and alkalis Resistenza ad alte concentrazioni di acidi e alcali	Declared Class Dichiarare una Classe		Declared Class Dichiarare una Classe	
Chemical characteristics	Resistance to staining Resistenza alle macchie	ISO 10545-14	Declared Class Dichiarare una Classe	Declared Class Dichiarare una Classe
	Shod Ramp Test Metodo della rampa "calzato"	DIN EN 16165 ANNEX B (EX DIN 51130)	Declared value Dichiarare un valore	-
Safety characteristics ⁽¹⁾	Barefoot Ramp Test Metodo della rampa a piedi nudi	DIN EN 16165 ANNEX A (EX DIN 51097)	Declared value Dichiarare un valore	-
		BS EN 16165 ANNEX C (EX BS 7976)	PVT > 36 Dry PVT > 36 Wet	
	Pendulum Friction Test Metodo del Pendolo	AS 4586	Declared Classification of the pedestrian surface materials according to the Wet Pendulum Test	
		UNE 41901 EX:2017	Declared value Dichiarare un valore	
	Coefficient of friction (COF) Coefficiente di attrito	B.C.R.A. Rep. CEC/81	D. M. 236/89 del 14/06/89 μ > 0,40 per elemento scivolante gomma dura su pavimentazione bagnata μ > 0,40 per elemento scivolante cuoio su pavimentazione asciutta	
	Dynamic coefficient of friction (DCOF) Coefficiente di attrito dinamico	ANSI A 326.3	-	

INDEX

A COMPLETE PRODUCT SYSTEM

PRODUCT FINDER

SURFACE RANGE

OVERVIEW

PRODUCT RANGE

IMAGE GALLERY

TECHNICAL SPECIFICATIONS

WE CARE

Precautions for cleaning and maintenance

Precauzioni sulla pulizia e manutenzione . Hinweise zur Pflege und Reinigung . Précautions sur le nettoyage et l’entretien . Precauciones sobre la limpieza y manutención . Чистка и уход

Cleaning and maintenance procedures

Cleaning and maintenance procedures can be carried out using a common neutral detergent and a direct water jet: the draining power of inclined surfaces and the presence of open joints between slabs encourages the collection of dirt near the discharge points. For large surfaces, it is recommended the use of a washer-dryer and single-brush machines with soft nylon brushes. Please note that a water patina, due to the surface tension feature of liquids, will tend to form on any outdoor surface even when inclined properly. To remove this patina and obtain the complete drying of the floor, it is recommended to push the water towards joints using a scrubbing-brush or to use a wet and dry vacuum cleaner.

Die Reinigung und Pflege kann mit einem normalen Reinigungsmittel und direktem Wasserstrahl durchgeführt werden: die Drainageleistung von geneigten Flächen und das Vorhandensein von Hohlfugen zwischen den Platten leiten den Schmutz dem Abflusssystem zu. Für große Flächen empfiehlt sich der Einsatz von Reinigungsmaschinen und Bürsten mit weichen Nylonborsten. Wir weisen auch darauf hin, dass sich auf jeder Oberfläche für den Außenbereich, auch wenn sie mit einem ausreichenden Gefälle verlegt worden ist, durch die Wirkung der Oberflächenspannung von Flüssigkeiten am Rand der Oberfläche eine dünne Wasserschicht bildet. Um diese zu beseitigen und für die vollständige und korrekte Trocknung des Bodens empfehlen wir das Wasser mit einer Bürste in Richtung Fugen zu schieben oder einen Flüssigkeitssauger zu verwenden.

Las operaciones de limpieza y manutención pueden ser efectuadas con un normal detergente neutro y un chorro directo de agua: las capacidades drenantes de las superficies inclinadas y la presencia de juntas abiertas entre las losas permiten de hecho encauzar la suciedad hacia los puntos de descarga. Para grandes superficies es aconsejable el empleo de máquinas lavadora-secadora y rotativa pulidora con cerdas de nylon suaves. Además hay que tener presente que sobre cualquier superficie para exteriores, si no es colocada con una inclinación oportuna, en el borde la superficie tiende a formarse una ligera pátina de agua producto del efecto de tensión superficial de los líquidos. Para eliminar esta película y conseguir el secado completo y correcto del pavimento, se aconseja empujar el agua con una escoba en dirección de las juntas o emplear un aspira líquidos.

Cleaning and maintenance procedures

Cleaning and maintenance procedures

Cleaning and maintenance procedures

Cleaning and maintenance procedures

V-shade colour-shading

Stonalizzazione V-SHADE . Denuancement, V-SHADE . V-SHADE, Marmorierung . Contraste, V-SHADE . Цветовое отличие, V-SHADE

	
V1 Uniform appearance Aspetto uniforme Aspect uniforme Gleichmäßiges Erscheinungsbild Aspecto uniforme Однородный вид	V2 Slight variation Variazione minima Variation minimale Leichte Abweichung Variación mínima Минимальная Неоднородность

The V-Shade classification indicates the colour shading level of a product, that is to say the chromatic and/or surface variation among tiles of the same collection.

La classification VShade indique le niveau de gradation du produit, c’est-à-dire de variation chromatique et/ou superficielle entre des dalles d’une même collection.

La clasificación V-Shade indica el nivel de variación de tono del producto, o de variación cromática y/o superficial que existe entre las baldosas de una misma colección.

Le operazioni di pulizia e manutenzione possono essere eseguite con un normale detergente neutro e un getto diretto di acqua: le capacità drenanti delle superfici in pendenza e la presenza di fughe aperte tra le lastre consentono infatti di convogliare lo sporco verso i punti di scarico. Per grandi superfici è consigliabile l'utilizzo di macchine lavasciuga e monospazzole con setole in nylon morbide. Si tenga inoltre presente che su qualunque superficie per esterni, seppur posata in opportuna pendenza, tende a formarsi sul bordo della superficie una leggera patina di acqua per via dell'effetto di tensione superficiale dei liquidi. Per eliminare questa patina e ottenere l'asciugatura completa e corretta del pavimento, si consiglia di spingere l'acqua con uno spazzolone verso la direzione delle fughe o di utilizzare un aspiraliquidi.

Les opérations de nettoyage et d’entretien peuvent être effectué avec un détergent neutre normal et un jet d’eau direct : les capacités drainantes des surfaces en pente et la présence de joints ouverts entre les dalles permettent en effet de diriger les saletés vers les points d’évacuation. Pour des grandes surfaces, nous conseillons d’utiliser des aspirateurs nettoyeurs et des monobrosses équipées de brosses en poils nylon souples. Il convient également de noter que sur toute surface pour l’extérieur non convenablement posée en pente, une légère patine d’eau a tendance à se former à cause de l’effet de tension des liquides en surface. Pour éliminer cette patine et obtenir le séchage complet et correct du sol, nous conseillons de pousser l’eau à l’aide d’une brosse à carrelage en direction des joints ou d’utiliser un aspirateur à liquide.

Чистку плиток можно выполнять нейтральным моющим средством и прямой струей воды: дренажные способности наклонной поверхности и наличие открытых швов между плитками обеспечивают отвод грязной воды к стокам. Для больших поверхностей рекомендуется использовать полomoечные машины или однодисковые полотеры с мягкими нейлоновыми щетками. Следует иметь в виду, что на наружных покрытиях, уложенных без надлежащего уклона, в силу явления поверхностного натяжения жидкостей может образоваться тонкая водная пленка. Для ее удаления и полного высушивания покрытия рекомендуется согнать воду щеткой-шваброй в сторону швов или использовать водос.

Cleaning and maintenance procedures

Cleaning and maintenance procedures

Cleaning and maintenance procedures

Cleaning and maintenance procedures

	
V3 Moderate variation Variazione moderata Variation Modérée Mäßige Abweichung Variación moderada Умеренная Неоднородность	V4 Substantial variation Variazione sostanziale Variation substantielle Grundlegende Abweichung Variación sustancial Значительная Неоднородность

La classificazione VShade indica il livello di stonalizzazione del prodotto, ovvero di variazione cromatica e/o superficiale che intercorre tra le piastrelle di una stessa collezione.

Die Klassifizierung V-Shade gibt das Niveau des Farbverlaufs des Produktes oder die Abweichung des Farbtons und/oder Oberfläche unter den Fliesen der gleichen Kollektion an.

Классификация V-Shade указывает на уровень цветовой или фактурной неоднородности плиток, т.е.

Recommendations for raised installation

Raccomandazioni per la posa sopraelevata . Empfehlungen für die Verlegung als Doppelboden . Conseils pour la pose surélevée . Recomendaciones para la colocación sobreelevada . Рекомендации по укладке в виде фальшпола

Raised installation

Raised installation

Raised installation

Raised installation

Raised installation

Raised installation

Tiles requiring the application of a glass fibre double net can be supplied with proper backing by Atlas Concorde. For prices of the application of the reinforcements (steel sheet and double fiberglass mesh) and of the installation accessories (pedestals, spacers, clips, etc.) see the "Atlas Concorde Outdoor Accessories" price list on MyAtlas.

Le piastrelle che richiedono l'applicazione di doppia rete in fibra di vetro sono fornite con la necessaria lavorazione da Atlas Concorde. Relativamente ai prezzi dell'applicazione dei rinforzi (foglio di acciaio e doppia rete in fibra di vetro) e degli accessori di posa (supporti, distanziatori, clip, ..) si rimanda al listino "Accessori Outdoor Atlas Concorde" disponibile su MyAtlas.

Las baldosas que requieren la aplicación de una red doble de fibra de vidrio son entregadas por Atlas Concorde con la elaboración necesaria. Para los precios de aplicación de los refuerzos (chapa de acero y doble malla de fibra de vidrio) y de los accesorios de instalación (soportes, distanciadores, clips, etc.), véase la lista de "Accesorios de Exteriores Atlas Concorde" disponible en MyAtlas.

Плитки, требующие приклеивания двойной стекловолоконной сетки, поставляются с соответствующей обработкой Atlas Concorde. Цены на упрочняющие элементы (стальной лист, двойная стекловолоконная сетка) и на аксессуары (опоры, распорки, клеммеры и т.д.) приведены в прайс-листе «Аксессуары для наружной укладки», доступном в MyAtlas.

Raised installation

Raised installation

Raised installation

Raised installation

Raised installation

Raised installation

Raised installation

Raised installation

Raised installation

Raised installation

Raised installation

Raised installation

Raised installation

Raised installation

Raised installation

Raised installation

Raised installation

Raised installation

Raised installation

Raised installation

Raised installation

Raised installation

Raised installation

Raised installation



INDEX



PRODUCT RANGE



PRODUCT RANGE



PRODUCT RANGE



PRODUCT RANGE



PRODUCT RANGE



PRODUCT RANGE



PRODUCT RANGE



PRODUCT RANGE



PRODUCT RANGE



PRODUCT RANGE



PRODUCT RANGE



PRODUCT RANGE



PRODUCT RANGE



PRODUCT RANGE



PRODUCT RANGE



PRODUCT RANGE



PRODUCT RANGE



PRODUCT RANGE



PRODUCT RANGE



PRODUCT RANGE



PRODUCT RANGE



PRODUCT RANGE



PRODUCT RANGE



PRODUCT RANGE



PRODUCT RANGE



PRODUCT RANGE



PRODUCT RANGE



PRODUCT RANGE



PRODUCT RANGE



PRODUCT RANGE



PRODUCT RANGE



PRODUCT RANGE



PRODUCT RANGE



PRODUCT RANGE



PRODUCT RANGE



PRODUCT RANGE



PRODUCT RANGE



PRODUCT RANGE



PRODUCT RANGE



Recommendations for raised installation

Raccomandazioni per la posa sopraelevata . Empfehlungen für die Verlegung als Doppelboden . Conseils pour la pose surélevée . Recomendaciones para la colocación sobreelevada . Рекомендации по укладке в виде фальшпола .

Format 60x60 – 20 mm thick

For raised installation, a maximum floor elevation of no more than 10 cm is recommended for the installation of 60x60 slabs with a 20 mm thickness.

For heights between 10 and 30 cm, it is necessary to glue a double fiberglass mesh onto the bottom of the slab.

Formats 120x240 – 120x120 – 60x120 – 60x90 – 90x90 – 30x120 – 80x80 – 20 mm thick

The following formats are considered suitable for installation on screed, gravel, or supports at a maximum height of 2 cm by arranging the supports as shown in the table on the opposite page so that loads are evenly distributed. For an elevation between 2 and 30 cm it is necessary to apply a double fiberglass mesh on the bottom of the slab.

Specifications for North American and Oceania markets

In the following two markets, for raised installation, a maximum floor elevation of no more than 2 cm is recommended for the installation of 60x60 slabs with a 20 mm thickness. Other formats in the range are suitable for installation on screed, gravel, or supports at a maximum height of 2 cm. For the number of supports, it is recommended to always refer to the table.

--

Formato 60x60 – 20 mm di spessore

Per la posa delle lastre 60x60 in 20 mm di spessore, in applicazione sopraelevata, si raccomanda una sopraelevazione massima del piano di calpestio non superiore a 10 cm. Nel caso di altezze comprese tra i 10 e i 30 cm, risulta necessario applicare tramite incollaggio una doppia rete in fibra di vetro nella parte inferiore della lastra.

Formati 120x240 – 120x120 – 60x120 – 60x90 – 90x90 – 30x120 – 80x80 – 20 mm di spessore

I seguenti formati sono ritenuti idonei per la posa su massetto, su ghiaia o su supporti ad una altezza massima di 2 cm disponendo i supporti come indicato nella tabella nella pagina a fianco in modo da distribuire uniformemente i carichi.

Per una sopraelevazione compresa tra i 2 ed i 30 cm è necessaria l'applicazione di una doppia rete in fibra di vetro nella parte inferiore della lastra.

Specifiche per i mercati Nord America e Oceania

Nei due seguenti mercati, per la posa delle lastre 60x60 in 20 mm di spessore, in applicazione sopraelevata, si raccomanda una sopraelevazione massima del piano di calpestio non superiore a 2 cm. Gli altri formati presenti in gamma risultano idonei per la posa su massetto, su ghiaia o su supporti ad una altezza massima di 2 cm, per il numero di supporti si raccomanda di fare riferimento sempre alla tabella a fianco.

--

Format 60x60 – 20 mm Stärke
Für die Verlegung der 60x60 großen und 20 mm starken Platten als Doppelboden empfiehlt sich eine Aufstockung der Trittfäche um maximal 10 cm. Bei einer Verlegehöhe zwischen 10 und 30 cm muss auf der Rückseite der Platte ein doppeltes GFK-Netz aufgeklebt werden.

Formate 120x240 – 120x120 – 60x120 – 60x90 – 90x90 – 30x120 – 80x80 – 20 mm Stärke

Die nachstehenden Formate sind für die Verlegung auf Estrich, Kies oder auf Trägern mit maximal 2 cm Höhe geeignet. Die Träger sind dabei zur gleichmäßigen Verteilung der Lasten wie in der nebenstehenden Tabelle angegeben anzuordnen. Bei einer Verlegehöhe zwischen 2 und 30 cm muss auf der Rückseite der Platte ein doppeltes GFK-Netz aufgeklebt werden.

Vorschriften für Nordamerika und Ozeanien

An diesen beiden Märkten wird für die Verlegung der 60x60 großen und 20 mm starken Platten als Doppelboden eine Aufstockung der Trittfläche um maximal 2 cm empfohlen. Die anderen erhältlichen Formate können auf Estrich, Kies oder auf Trägern in einer Höhe von maximal 2 cm verlegt werden; die jeweilige Anzahl der Träger entnehmen Sie bitte ebenfalls der nebenstehenden Tabelle.

Format 60x60 – 20 mm d'épaisseur

Pour la pose de dalles 60x60 de 20 mm d'épaisseur, en surélévation, on recommande une surélévation maximale du sol de 10 cm maximum.

Dans le cas de hauteurs comprises entre 10 et 30 cm, il est nécessaire d'appliquer par collage un double treillis en fibre de verre sur la face inférieure de la dalle.

Formats 120x240 – 120x120 – 60x120 – 60x90 – 90x90 – 30x120 – 80x80 – 20 mm d'épaisseur

Les formats suivants sont considérés comme adaptés à la pose sur chape, gravier ou substrats à une hauteur maximale de 2 cm en disposant les substrats comme indiqué dans le tableau de la page ci-contre de manière à répartir uniformément les charges.

Pour une surélévation comprise entre 2 et 30 cm, l'application d'un double treillis en fibre de verre dans la partie inférieure de la dalle est nécessaire.

Spécifications pour les marchés d'Amérique du Nord et d'Océanie

Dans les deux marchés suivants, une surélévation maximale du sol ne dépassant pas 2 cm est recommandée pour la pose de dalles 60x60 de 20 mm d'épaisseur, en application surélevée.

Les autres formats de la gamme sont adaptés à la pose sur chape, gravier ou substrats jusqu'à une hauteur maximale de 2 cm, pour le nombre de substrats veuillez toujours faire référence au tableau à côté.

--

Tamaño 60x60 – grosor de 20 mm

Para la colocación sobreelevada de las losas de 60x60 con un grosor de 20 mm se recomienda una elevación máxima del suelo de no más de 10 cm. Cuando se utilizan alturas entre 10 y 30 cm, es necesario aplicar una doble malla de fibra de vidrio en la parte inferior de la losa mediante encolado.

Tamaños 120x240 – 120x120 – 60x120 – 60x90 – 90x90 – 30x120 – 80x80 – grosor de 20 mm

Los siguientes tamaños se consideran adecuados para su colocación sobre contrapisos, grava o soportes a una altura máxima de 2 cm, disponiendo los soportes como se indica en la tabla de la página opuesta para que las cargas se distribuyan uniformemente. Para una elevación de entre 2 y 30 cm, debe aplicarse una doble malla de fibra de vidrio en la cara inferior de la losa.

Especificaciones para los mercados de Norteamérica y Oceanía

En los dos mercados, para la colocación sobreelevada de las losas de 60x60 con 20 mm de grosor se recomienda una elevación máxima del suelo de no más de 2 cm. Los demás formatos de la gama son ideales para su colocación sobre contrapisos, grava o soportes a una altura máxima de 2 cm. Respecto del número de soportes se recomienda consultar siempre la tabla que aparece aquí al lado.

--

Формат 60x60 толщиной 20 мм

При укладке плиток 60x60 толщиной 20 мм в виде фальшпола устанавливается устанавливать их на высоту не более 10 см. При высоте укладки от 10 до 30 см на тыльную сторону плиток необходимо наклеить двойную стекловолоконную сетку.

Форматы 120x240 – 120x120 – 60x120 – 60x90 – 90x90 – 30x120 – 80x80 толщиной 20 мм

Эти форматы подходят для укладки на стяжку, гравий или на опоры высотой не более 2 см, при условии расположения опор, как показано в таблице на странице рядом, для равномерного распределения нагрузок. При укладке на высоту от 2 до 30 см на тыльную сторону плиток необходимо наклеить двойную стекловолоконную сетку.

Рекомендации для рынков Северной Америки и Океании

На этих рынках при укладке плиток 60x60 толщиной 20 мм в виде фальшпола рекомендуется устанавливать их на высоту не более 2 см. Другие форматы гаммы подходят для укладки на стяжку, гравий или на опоры высотой не более 2 см. Количество необходимых опор приведено в таблице рядом.

	H UP TO ¾" (2cm) H FINO A 2 CM H BIS 2 CM JUSQU'À 2 CM HASTA 2 CM ДО 2CM	H FROM ¾" (2cm) TO 4" (10cm) H DA 2 CM A 10 CM H VON 2 BIS 10 CM DE 2 A 10 CM DA 2 CM A 10 CM 2-10 CM	H FROM 4" (10cm) TO 12" (30cm) H DA 10 CM A 30 CM H VON 10 BIS 30 CM DE 10 A 30 CM DA 10 CM A 30 CM 10-30 CM
	4 supports (3,4 pcs/m²) 4 supporti (3,4 pz/m²) 4 Träger (3,4 St/m²) 4 supports (3,4 pc/m²) 4 pedestales (3,4 pz/m²) 4 опор (3,4 шт./м²)	4 supports (3,4 pcs/m²) 4 supporti (3,4 pz/m²) 4 Träger (3,4 St/m²) 4 supports (3,4 pc/m²) 4 pedestales (3,4 pz/m²) 4 опор (3,4 шт./м²)	4 supports double glass-fibre net (3,4 pcs/m²) 4 supporti + doppia rete in fibra di vetro (3,4 pz/m²) 4 Träger + doppeltes Glasfasernetz (3,4 St/m²) 4 supports + double treillis fibre de verre (3,4 pc/m²) 4 pedestales + doble red de fibra de vidrio (3,4 pz/m²) 4 опор + двойная стекловолоконная сетка (3,4 шт./м²)
	6 supports (4,8 pcs/m²) 6 supporti (4,8 pz/m²) 6 Träger (4,8 St/m²) 6 supports (4,8 pc/m²) 6 pedestales (4,8 pz/m²) 6 опор (4,8 шт./м²)	6 supports (4,8 pcs/m²) double glass-fibre net 6 supporti + doppia rete in fibra di vetro (4,8 pz/m²) 6 Träger + doppeltes Glasfasernetz (4,8 St/m²) 6 supports + double treillis fibre de verre (4,8 pc/m²) 6 pedestales + doble red de fibra de vidrio (4,8 pz/m²) 6 опор + двойная стекловолоконная сетка (4,8 шт./м²)	6 supports (4,8 pcs/m²) double glass-fibre net 6 supporti + doppia rete in fibra di vetro (4,8 pz/m²) 6 Träger + doppeltes Glasfasernetz (4,8 St/m²) 6 supports + double treillis fibre de verre (4,8 pc/m²) 6 pedestales + doble red de fibra de vidrio (4,8 pz/m²) 6 опор + двойная стекловолоконная сетка (4,8 шт./м²)
	4 supports (2 pcs/m²) 4 supporti (2 pz/m²) 4 Träger (2 St/m²) 4 supports (2 pcs/m²) 4 pedestales (2 pz/m²) 4 опор (2 шт./м²)	4 supports double glass-fibre net (2 pcs/m²) 4 supporti + doppia rete in fibra di vetro (2 pz/m²) 4 Träger + doppeltes Glasfasernetz (2 St/m²) 4 supports + double treillis fibre de verre (2 pz/m²) 4 pedestales + doble red de fibra de vidrio (2 pz/m²) 4 опор + двойная стекловолоконная сетка (2 шт./м²)	4 supports double glass-fibre net (2 pcs/m²) 4 supporti + doppia rete in fibra di vetro (2 pz/m²) 4 Träger + doppeltes Glasfasernetz (2 St/m²) 4 supports + double treillis fibre de verre (2 pz/m²) 4 pedestales + doble red de fibra de vidrio (2 pz/m²) 4 опор + двойная стекловолоконная сетка (2 шт./м²)
	4 supports (1,6 pcs/m²) 4 supporti (1,6 pz/m²) 4 Träger (1,6 St/m²) 4 supports (1,6 pcs/m²) 4 pedestales (1,6 pz/m²) 4 опор (1,6 шт./м²)	4 supports double glass-fibre net (1,6 pcs/m²) 4 supporti + doppia rete in fibra di vetro (1,6 pz/m²) 4 Träger + doppeltes Glasfasernetz (1,6 St/m²) 4 supports + double treillis fibre de verre (1,6 pc/m²) 4 pedestales + doble red de fibra de vidrio (1,6 pz/m²) 4 опор + двойная стекловолоконная сетка (1,6 шт./м²)	4 supports double glass-fibre net (1,6 pcs/m²) 4 supporti + doppia rete in fibra di vetro (1,6 pz/m²) 4 Träger + doppeltes Glasfasernetz (1,6 St/m²) 4 supports + double treillis fibre de verre (1,6 pc/m²) 4 pedestales + doble red de fibra de vidrio (1,6 pz/m²) 4 опор + двойная стекловолоконная сетка (1,6 шт./м²)
	6 supports (7,0 pcs/m²) 6 supporti (7,0 pz/m²) 6 Träger (7,0 St/m²) 6 supports (7,0 pcs/m²) 6 pedestales (7,0 pz/m²) 6 опор (7,0 шт./м²)	6 supports double glass-fibre net (7,0 pcs/m²) 6 supporti + doppia rete in fibra di vetro (7,0 pz/m²) 6 Träger + doppeltes Glasfasernetz (7,0 St/m²) 6 supports + double treillis fibre de verre (7,0 pc/m²) 6 pedestales + doble red de fibra de vidrio (7,0 pz/m²) 6 опор + двойная стекловолоконная сетка (7,0 шт./м²)	6 supports double glass-fibre net (7,0 pcs/m²) 6 supporti + doppia rete in fibra di vetro (7,0 pz/m²) 6 Träger + doppeltes Glasfasernetz (7,0 St/m²) 6 supports + double treillis fibre de verre (7,0 pc/m²) 6 pedestales + doble red de fibra de vidrio (7,0 pz/m²) 6 опор + двойная стекловолоконная сетка (7,0 шт./м²)
	6 supports (3,4 pcs/m²) 6 supporti (3,4 pz/m²) 6 Träger (3,4 St/m²) 6 supports (3,4 pcs/m²) 6 pedestales (3,4 pz/m²) 6 опор (3,4 шт./м²)	6 supports double glass-fibre net (3,4 pcs/m²) 6 supporti + doppia rete in fibra di vetro (3,4 pz/m²) 6 Träger + doppeltes Glasfasernetz (3,4 St/m²) 6 supports + double treillis fibre de verre (3,4 pcs/m²) 6 pedestales + doble red de fibra de vidrio (3,4 pcs/m²) 6 опор + двойная стекловолоконная сетка (3,4 шт./м²)	6 supports double glass-fibre net (3,4 pcs/m²) 6 supporti + doppia rete in fibra di vetro (3,4 pz/m²) 6 Träger + doppeltes Glasfasernetz (3,4 St/m²) 6 supports + double treillis fibre de verre (3,4 pcs/m²) 6 pedestales + doble red de fibra de vidrio (3,4 pcs/m²) 6 опор + двойная стекловолоконная сетка (3,4 шт./м²)
	8 supports (2,7 pcs/m²) 8 supporti (2,7 pz/m²) 8 Träger (2,7 St/m²) 8 supports (2,7 pcs/m²) 8 pedestales (2,7 pcs/m²) 8 опор (2,7 шт./м²)	8 supports double glass-fibre net (2,7 pcs/m²) 8 supporti + doppia rete in fibra di vetro (2,7 pz/m²) 8 Träger + doppeltes Glasfasernetz (2,7 St/m²) 8 supports + double treillis fibre de verre (2,7 pcs/m²) 8 pedestales + doble red de fibra de vidrio (2,7 pcs/m²) 8 опор + двойная стекловолоконная сетка (2,7 шт./м²)	8 supports double glass-fibre net (2,7 pcs/m²) 8 supporti + doppia rete in fibra di vetro (2,7 pz/m²) 8 Träger + doppeltes Glasfasernetz (2,7 St/m²) 8 supports + double treillis fibre de verre (2,7 pcs/m²) 8 pedestales + doble red de fibra de vidrio (2,7 pcs/m²) 8 опор + двойная стекловолоконная сетка (2,7 шт./м²)
	15 supports (3,4 pcs/m²) 15 supporti (3,4 pz/m²) 15 Träger (3,4 St/m²) 15 supports (3,4 pcs/m²) 15 pedestales (3,4 pcs/m²) 15 опор (3,4 шт./м²)	15 supports double glass-fibre net (3,4 pcs/m²) 15 supporti + doppia rete in fibra di vetro (3,4 pz/m²) 15 Träger + doppeltes Glasfasernetz (3,4 St/m²) 15 supports + double treillis fibre de verre (3,4 pcs/m²) 15 pedestales + doble red de fibra de vidrio (3,4 pcs/m²) 15 опор + двойная стекловолоконная сетка (3,4 шт./м²)	15 supports double glass-fibre net (3,4 pcs/m²) 15 supporti + doppia rete in fibra di vetro (3,4 pz/m²) 15 Träger + doppeltes Glasfasernetz (3,4 St/m²) 15 supports + double treillis fibre de verre (3,4 pcs/m²) 15 pedestales + doble red de fibra de vidrio (3,4 pcs/m²) 15 опор + двойная стекловолоконная сетка (3,4 шт./м²)

NORTH AMERICA AND OCEANIA MARKET SPECIFICATION

UP TO ¾" (2cm) FINO A 2 CM ¾" BIS 2 CM JUSQU'À 2 CM - ¾" HASTA 2 CM - ¾" ДО 2 CM	ABOVE ¾" (2cm) OLTRE AI 2CM ¾" UBER 2 CM AU-DELA DE 2 CM - ¾" MAS DE 2 CM - ¾" БОЛЕЕ 2 CM
4 supports (0,32 pcs/sq ft) 4 supporti (0,32 pz/m²) 4 Träger (0,32 St/m²) 4 support (0,32 pcs/m²) 4 pedestales (0,32 pzas/m²) 4 опор (0,32 шт./м²)	please contact your Atlas Concorde sales representative contattare il referente commerciale Atlas Concorde bitte kontaktieren sie den handelsvertreter von Atlas Concorde contacter le représentant d'Atlas Concorde ponerse en contacto con el agente de Atlas Concorde обратиться к представителю Atlas Concorde
6 supports (0,48 pcs/sq ft) 6 supporti (0,48 pz/m²) 6 Träger (0,48 St/m²) 6 supports (0,48 pcs/m²) 6 pedestales (0,48 pzas/m²) 6 опор (0,48 шт./м²)	please contact your Atlas Concorde sales representative contattare il referente commerciale Atlas Concorde bitte kontaktieren sie den handelsvertreter von Atlas Concorde contacter le représentant d'Atlas Concorde ponerse en contacto con el agente de Atlas Concorde обратиться к представителю Atlas Concorde
4 supports (0,2 pcs/sq ft) 4 supporti (0,2 pz/m²) 4 Träger (0,2 St/m²) 4 support (0,2 pcs/m²) 4 pedestales (0,2 pzas/m²) 4 опор (0,2 шт./м²)	please contact your Atlas Concorde sales representative contattare il referente commerciale Atlas Concorde bitte kontaktieren sie den handelsvertreter von Atlas Concorde contacter le représentant d'Atlas Concorde ponerse en contacto con el agente de Atlas Concorde обратиться к представителю Atlas Concorde
4 supports (0,16 pcs/sq ft) 4 supporti (0,16 pz/m²) 4 Träger (0,16 St/m²) 4 support (0,16 pcs/m²) 4 pedestales (0,16 pzas/m²) 4 опор (0,16 шт./м²)	please contact your Atlas Concorde sales representative contattare il referente commerciale Atlas Concorde bitte kontaktieren sie den handelsvertreter von Atlas Concorde contacter le représentant d'Atlas Concorde ponerse en contacto con el agente de Atlas Concorde обратиться к представителю Atlas Concorde
6 supports (0,65 pcs/sq ft) 6 supporti (0,65 pz/m²) 6 Träger (0,65 St/m²) 6 support (0,65 pcs/m²) 6 pedestales (0,65 pzas/m²) 6 опор (0,65 шт./м²)	please contact your Atlas Concorde sales representative contattare il referente commerciale Atlas Concorde bitte kontaktieren sie den handelsvertreter von Atlas Concorde contacter le représentant d'Atlas Concorde ponerse en contacto con el agente de Atlas Concorde обратиться к представителю Atlas Concorde
6 supports (0,32 pcs/sq ft) 6 supporti (0,32 pz/m²) 6 Träger (0,32 St/m²) 6 support (0,32 pcs/m²) 6 pedestales (0,32 pzas/m²) 6 опор (0,32 шт./м²)	please contact your Atlas Concorde sales representative contattare il referente commerciale Atlas Concorde bitte kontaktieren sie den handelsvertreter von Atlas Concorde contacter le représentant d'Atlas Concorde ponerse en contacto con el agente de Atlas Concorde обратиться к представителю Atlas Concorde
8 supports (0,27 pcs/sq ft) 8 supporti (0,27 pz/m²) 8 Träger (0,27 St/m²) 8 support (0,27 pcs/m²) 8 pedestales (0,27 pzas/m²) 8 опор (0,27 шт./м²)	please contact your Atlas Concorde sales representative contattare il referente commerciale Atlas Concorde bitte kontaktieren sie den handelsvertreter von Atlas Concorde contacter le représentant d'Atlas Concorde ponerse en contacto con el agente de Atlas Concorde обратиться к представителю Atlas Concorde
15 supports (3,4 pcs/sq ft) 15 supporti (3,4 pz/m²) 15 Träger (3,4 St/m²) 15 support (3,4 pcs/m²) 15 pedestales (3,4 pzas/m²) 15 опор (3,4 шт./м²)	please contact your Atlas Concorde sales representative contattare il referente commerciale Atlas Concorde bitte kontaktieren sie den handelsvertreter von Atlas Concorde contacter le représentant d'Atlas Concorde ponerse en contacto con el agente de Atlas Concorde обратиться к представителю Atlas Concorde

INDEX

A COMPLETE PRODUCT SYSTEM

PRODUCT FINDER

SURFACE RANGE

OVERVIEW

PRODUCT RANGE






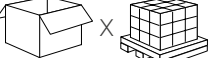
IMAGE GALLERY

TECHNICAL SPECIFICATIONS

WE CARE

Packing

Imballi . Verpackung . Packaging . Packaging . Упаковка

	Pieces x box Pezzi x scatola Stück pro Karton Pièces par boîte Piezas por caja Штук в коробке	M² x box M² x scatola M² pro Karton M² par boîte M² por caja Кв.м в коробке	Boxes x pallet Scatole x pallet Kartons pro Palette Boîtes par palette Cajas por pallet Коробок на поддоне	Kg x box Kg x scatola Kg pro Karton Kg par boîte Kg por caja кг в коробке	M² x pallet M² x pallet M² pro Palette M² par palette M² por pallet Кв.м на поддоне	Kg x pallet Kg x pallet Kg pro Palette Kg par palette Kg por pallet кг в поддоне
						
± 20 mm						
60x60	2	0,72	30	33,00	21,60	990,00
80x80	1	0,64	42	29,70	26,88	1.247,40
60x90	2	1,08	18	48,50	19,44	873,00
30x120	2	0,72	36	33,00	25,92	1.188,00
60x120	1	0,72	35	33,35	25,20	1.167,25
90x90	1	0,81	18	37,60	14,58	676,80
120x120	1	1,44	20	67,66	28,80	1.353,20
120x240	1	2,88	9	134,00	25,92	1.206,00
± 9 mm						
30x60	7	1,26	40	24,85	50,40	994,00
60x120	2	1,44	35	30,00	50,40	1.050,00
22,5x90	6	1,22	36	25,20	43,74	907,20
37,5x75	4	1,13	48	23,68	54,00	1.136,64
18,5x150	4	1,11	40	23,68	44,40	947,20
120x120	2	2,88	20	58,00	57,60	1.160,00
20x120	6	1,44	32	31,10	46,08	995,2



INDEX



A COMPLETE
PRODUCT
SYSTEM



PRODUCT
FINDER



SURFACE
RANGE



OVERVIEW



PRODUCT
RANGE



IMAGE
GALLERY



TECHNICAL
SPECIFICATIONS



WE CARE





© Ceramiche Atlas Concorde

We care

- ↔ OUTDOOR PORCELAIN TILES: A SAFE CHOICE
- ↔ ENVIRONMENTAL SUSTAINABILITY
- ↔ ETHICAL IDENTITY

INDEX



A COMPLETE
PRODUCT
SYSTEM



PRODUCT
FINDER



SURFACE
RANGE



OVERVIEW



PRODUCT
RANGE



IMAGE
GALLERY



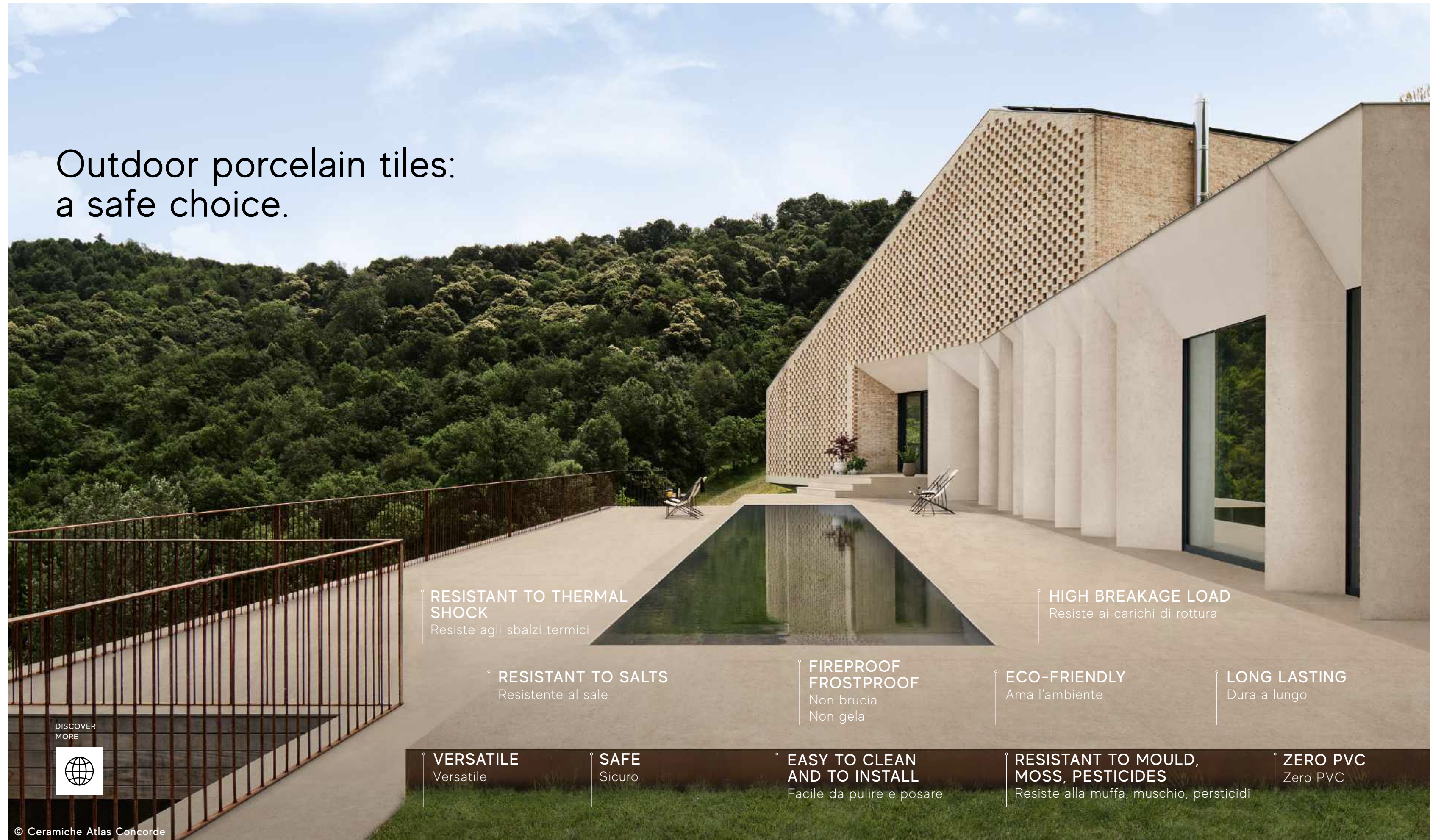
TECHNICAL
SPECIFICATIONS



WE CARE



Outdoor porcelain tiles: a safe choice.



RESISTANT TO THERMAL SHOCK
Resiste agli sbalzi termici

HIGH BREAKAGE LOAD
Resiste ai carichi di rottura

RESISTANT TO SALTS
Resistente al sale

FIREPROOF FROSTPROOF
Non brucia
Non gela

ECO-FRIENDLY
Ama l'ambiente

LONG LASTING
Dura a lungo

DISCOVER
MORE



VERSATILE
Versatile

SAFE
Sicuro

EASY TO CLEAN AND TO INSTALL
Facile da pulire e posare

RESISTANT TO MOULD, MOSS, PESTICIDES
Resiste alla muffa, muschio, persticidi

ZERO PVC
Zero PVC

INDEX



A COMPLETE
PRODUCT
SYSTEM >

PRODUCT
FINDER >

SURFACE
RANGE >

OVERVIEW >

PRODUCT
RANGE >

IMAGE
GALLERY >

TECHNICAL
SPECIFICATIONS >

WE CARE >

Environmental sustainability.

DISCOVER MORE



An ecological transition is among the company's industrial priorities. Our plants comply with the most stringent international regulations – fully automated and low-impact – as they are equipped with energy cogeneration systems. A constant commitment to the total reduction of waste and emissions completes the picture of a company oriented towards maximum environmental sustainability.

La transizione ecologica è tra le priorità industriali dell'azienda. I nostri impianti sono conformi alle più stringenti normative internazionali, completamente automatizzati e a basso impatto, in quanto dotati di sistemi di cogenerazione energetica. Il costante impegno per la totale riduzione degli sprechi e delle emissioni completano il quadro di un'azienda orientata alla massima sostenibilità ambientale.

La transition écologique est une des priorités industrielles de l'entreprise. Nos installations sont conformes aux réglementations internationales les plus sévères, entièrement automatisées et à faible impact, car équipées de systèmes de cogénération énergétique. L'engagement constant pour la réduction totale du gaspillage et des émissions complète le tableau d'une entreprise engagée pour une meilleure durabilité environnementale.

Der ökologische Wandel gehört zu den Prioritäten der industriellen Strategie des Unternehmens. Unsere Anlagen entsprechen den strengsten internationalen Richtlinien; sie arbeiten vollautomatisch und umweltschonend, denn sie sind mit Kraft-Wärme-Kopplungssystemen ausgerüstet. Ein weiterer Aspekt dieses Unternehmens, das sich ganz der Erreichung maximaler ökologischer Nachhaltigkeit verschrieben hat, ist sein kontinuierliches Engagement für die völlige Eliminierung von Verschwendung und Emissionen.

La transición ecológica está entre las prioridades industriales de la empresa. Nuestras plantas cumplen las normas internacionales más estrictas, totalmente automatizadas y de bajo impacto, ya que están equipadas con sistemas de cogeneración energética. Los esfuerzos constantes por reducir completamente los residuos y las emisiones completan la imagen de una empresa centrada en la máxima sostenibilidad medioambiental.

Экологический переход – один из основных технологических приоритетов компании. Наши производственные процессы отвечают требованиям строжайших международных стандартов, автоматизированы, оказывают минимальное воздействие на окружающую среду, а кроме того, на заводе работает собственная когенерационная установка. А еще мы принимаем меры по сокращению отходов и выбросов, что является еще одним свидетельством ориентации на экологическую устойчивость.



© Ceramiche Atlas Concorde

INDEX



A COMPLETE PRODUCT SYSTEM



PRODUCT FINDER



SURFACE RANGE



OVERVIEW



PRODUCT RANGE



IMAGE GALLERY



TECHNICAL SPECIFICATIONS



WE CARE



Ethical identity.



For Atlas Concorde, being Made in Italy is not just a prestigious certification of style, design, and production excellence, but an identity that involves all aspects of its business. For this reason, we identify with the values expressed by Confindustria Ceramica's ethical code, which guarantee absolute compliance with labor regulations, and with the marks Made in Italy and Ceramics of Italy, which certify the quality of authentic Italian style.

Per Atlas Concorde, Made in Italy non è solo un prestigioso attestato di stile, design ed eccellenza produttiva, ma un modo di essere che coinvolge tutti gli aspetti della propria attività. Per questo ci riconosciamo nei valori espressi dal codice etico di Confindustria Ceramica, che garantiscono il rispetto assoluto delle normative sul lavoro, e nei marchi Made in Italy e Ceramics of Italy, che certificano la qualità dell'autentico stile italiano.

Pour Atlas Concorde, le Made in Italy n'est pas seulement une prestigieuse attestation de style, de design et d'excellence de la production, mais une manière d'être qui prend en compte tous les aspects de notre activité. C'est pourquoi nous nous reconnaissons d'abord dans les valeurs exprimées dans le code éthique de Confindustria Ceramica qui garantissent le respect absolu des réglementations sur le travail, mais aussi dans les labels Made in Italy et Ceramics of Italy qui certifient la qualité du vrai style italien.

Für Atlas Concorde ist das Made in Italy mehr als nur ein prestigevolles Gütezeichen für Stil, Design und exzellente Produktion. Es ist eine Einstellung, die alle Aspekte der Tätigkeit einbezieht. Wir teilen die im Ethikcode des Unternehmerverbands Confindustria Ceramica zum Ausdruck kommenden Werte, welche die strenge Einhaltung der arbeitsrechtlichen Vorschriften garantieren, sowie jene der Gütesiegel Made in Italy und Ceramics of Italy als Garantie von Qualität in authentischem, italienischem Stil.

Para Atlas Concorde, Made in Italy no es sólo un prestigioso certificado de excelencia en estilo, diseño y fabricación, sino una forma de ser que abarca todos los aspectos de su actividad. Por eso nos identificamos con los valores expresados en el código ético de Confindustria Ceramica, que garantizan el respeto absoluto de la normativa laboral, y de las marcas Made in Italy y Ceramics of Italy, que certifican la calidad del auténtico estilo italiano.

«Made in Italy» для Atlas Concorde не просто знак подтверждения стиля и качественного производства, а образ жизни, который включает в себя все аспекты деятельности. Поэтому мы полностью разделяем ценности, закрепленные в «Этическом кодексе» федерации Confindustria Ceramica (ассоциация предприятий керамической отрасли) и предусматривающие строгое соблюдение трудового законодательства. А маркировка Made in Italy и Ceramics of Italy на нашей плитке является гарантией ее качества и аутентичного итальянского дизайна.



© Ceramiche Atlas Concorde

INDEX



A COMPLETE PRODUCT SYSTEM



PRODUCT FINDER



SURFACE RANGE



OVERVIEW



PRODUCT RANGE



IMAGE GALLERY



TECHNICAL SPECIFICATIONS



WE CARE





Ceramiche Atlas Concorde S.p.A.
Via Canaletto 141
41042 Spezzano di Fiorano (MO) – Italia

Atlas Concorde USA, Inc.
117 Seaboard Lane – Suite F170
Franklin, TN 37067 – USA

Atlas Concorde Russia
Business centre “Meliora Place”
Prospekt Mira 6
129090 Moscow – Russia

Atlas Concorde Middle East, Fz-Llc
Building 8 – Suite 106
D3 Dubai Design District
United Arab Emirates

atlasconcorde.com

Copyright 2023 by Ceramiche Atlas Concorde S.p.A
(41042 Spezzano di Fiorano (MO) – Italia)
February 2023

