

*Project Book*  
New perspectives  
on contemporary  
surfaces.



*The World of Anatolia*  
Premium quality, creative designs,  
and patented technology represent Anatolia's  
leadership in the Tile and Stone industry.

Anatolia around the world:

TORONTO HEAD OFFICE, SHOWROOM AND DISTRIBUTION CENTER  
Toronto, Canada

SAVANNAH OFFICE, SHOWROOM AND DISTRIBUTION CENTER  
Savannah, USA

IZMIR OFFICE, SHOWROOM AND DISTRIBUTION CENTER  
Izmir, Turkey

REGIONAL OFFICES  
Burdur, Turkey  
Mooreville, USA  
Foshan, China  
Morbi, India


Passionate, dedicated and driven to bring together truly exceptional products that embody modernity, innovation and refinement. Anatolia provides its partnering customers across the world access to an extensive inventory as well as superior service, establishing itself among the largest tile and stone brands in the world.



Stone Inspiration	12
<i>Classic</i>	14
<i>Davenport</i>	18
<i>La Marca</i>	24
<i>Mayfair</i>	70
<i>Mjörk</i>	112
<i>Nord</i>	118
<i>Plata</i>	124
<i>Raffino</i>	130
<i>Regency</i>	140



Artisan Inspiration	254
<i>Form</i>	256
<i>Marlow</i>	264
<i>Tapestri</i>	270
<i>Teramoda</i>	278



Contemporary Inspiration	146
<i>Ceraforge</i>	148
<i>Industria</i>	154
<i>Linea</i>	160
<i>Nexus</i>	166
<i>Prima</i>	172
<i>Soho</i>	178
<i>Station</i>	230



Textile Inspiration	288
<i>Belgian Linen</i>	290
<i>Crossweave</i>	296



Wood Inspiration	236
<i>Amaya</i>	238
<i>Aspen</i>	244
<i>Muskoka</i>	250

Appendix	302
<i>Technical and packaging specifications</i>	304
<i>Usage recommendations</i>	314
<i>Installation instructions</i>	316
<i>Care and maintenance</i>	317
<i>Warranty</i>	318

### *Heritage*

A family legacy. A story of commitment, expertise, and solid principles, where tradition meets modernity and technical innovation.

The story of Anatolia is a deep legacy of design, innovation, and excellence, whose foundation was laid in Turkey dating back to 1933, with family patriarch Bekir Elmaagacli.

Incorporated in Canada in 1995, Cengiz Elmaagacli, the founder, and his siblings Bekir and Berrin lead the company sharing CEO responsibilities: a family spirit that proudly places priority on honesty, integrity, and respect. This constitutes the pillar of Anatolia's long-term vision.

Anatolia's unmatched lead times, expert logistics services and integrated online portal offer its partnering customers seamless live access to an extensive inventory as well as superior service.

The online portal is fully integrated into Anatolia's global supply chain and distributor network and ultimately becomes a synergistic extension of our customer's own business and provides continuous access to one of the largest ready-to-ship tile inventories available worldwide. By 2022, Anatolia will have five state of the art facilities totaling close to 5 million ft<sup>2</sup> / 465,000 m<sup>2</sup> of manufacturing, warehouse and distribution space.

Anatolia's mission is to become the world's most revolutionary manufacturer and supplier of Tile, Stone, and Slabs, continually striving to make premium products accessible to everyone, regardless of their space or budget.







*Technology*  
Anatolia is at the forefront of ever-changing  
technologies and innovations.

The company's leadership in the tile and stone industry is given by truly innovative products, an embodiment of creative spirit and refinement. Anatolia's creative excellence combined with unique, top-of-the-line imaging and printing technology delivers

unparalleled quality and realism. Meticulous quality control measures ensure that Anatolia delivers the highest product quality available in the industry.

*Design*

Creativity and sensitivity for shapes and materials,  
together with premium quality and patented technology.

Anatolia offers truly exceptional products that embody a carefully preserved heritage and a dynamic engagement with modernity and innovation. Through an endless range of true-to-nature, inspirational designs, Anatolia triggers a dialogue between design spaces and its surfaces, providing an incredible variety of visual stimuli. Colors, shapes, and original motifs trace the outline of Anatolia's DNA, discernible in a series of refined collections, and

full of expressions of its intrinsic nature. Every product has been designed in-house by Anatolia's Creative and Product Development Team, led by Cengiz's vision. This is a dynamic and dedicated group that constantly researches new trends and techniques, experimenting with cutting-edge applications of colors and effects on different materials, and developing innovative and original designs.





## Stone Inspiration.

*Classic 14, Davenport 18,  
La Marca 24, Mayfair 70,  
Mjörk 112, Nord 118, Plata 124,  
Raffino 130, Regency 140.*



Classic, *Glazed Porcelain + Ceramic*.  
A collection inspired by the elegance of marble,  
the perfect backdrop in any space.



12 x 12 in / 30 x 30 cm Classic Pulpis Grey Matte Pressed Tile



## Colors at a glance

The Classic collection is offered in five nature-inspired shades, each of them capturing the essence of the featured stones.



Calacatta



Carrara



Pulpis Grey



Pulpis Ivory




Pulpis Moca

12 x 24 / 30 x 60 cm image variations

## Formats and finishes at a glance


This collection is offered in various sizes, along with mosaics and bullnoses.



18 x 18 in / 45 x 45 cm  
Pressed  
Matte



12 x 24 in / 30 x 60 cm  
Pressed  
Matte



12 x 12 in / 30 x 30 cm  
Pressed  
Matte



6 x 12 in / 15 x 30 cm  
Pressed  
Glossy



3 x 6 in / 7.5 x 15 cm  
Pressed  
Matte

### Trims




3 x 12 in / 7.5 x 30 cm  
Bullnose  
Matte



3 x 6 in / 7.1 x 15 cm  
Bullnose  
Glossy

### Mosaic



2 x 2 in / 5 x 5 cm  
Mosaic  
Matte

Usage recommendations*		GLOSSY GLAZED CERAMIC		MATTE GLAZED PORCELAIN	
		WALL	FLOOR	WALL	FLOOR
INTERIOR	RESIDENTIAL	•		•	•
	COMMERCIAL	•		•	•
	HEAVY COMMERCIAL			•	
EXTERIOR	RESIDENTIAL / COMMERCIAL			•	

\* For additional information see Usage Recommendations on page 314

Technical Information			
ABRASION RESISTANCE	ANSI / ISO	GLOSSY CLASS 0	MATTE CLASS 4
SCRATCH HARDNESS	ANSI / ISO - (Mohs)	GLOSSY 4	MATTE 7
SHADE VARIATION		V2	
SLIP RESISTANCE	ANSI - DCOF (WET)	GLOSSY N/A	MATTE ≥ 0.50
	ISO - R VALUE	GLOSSY N/A	MATTE R(-)

For more details see technical and packaging information in the appendix

Davenport, *Glazed Porcelain*.  
Layered surfaces inspired in a compilation  
of warm grey shades with nuanced veining.



12 x 24 in / 30 x 60 cm Davenport Mica Matte Pressed Tile





Fine chromatic gradients that stimulate the senses.

## Colors at a glance

This collection is offered in a matte finish and four refined shades that capture the essence of the stone's character.



Ash




Earth



Ice

12 x 24 in / 30 x 60 cm image variations



Mica

## Formats and finishes at a glance

This collection is offered in a range of formats and sizes including classic rectangular and squared forms along with coordinating bullnoses and basketweave mosaics.



16 x 32 in / 40 x 80 cm  
Pressed  
Matte



12 x 24 in / 30 x 60 cm  
Pressed  
Matte




13 x 13 in / 33 x 33 cm  
Pressed  
Matte

### Trim



3 x 12 in / 7.1 x 30 cm  
Bullnose  
Matte

### Mosaic



2 x 2 in / 5 x 5 cm  
Basketweave Mosaic  
Matte

Usage recommendations*		MATTE GLAZED PORCELAIN	
		WALL	FLOOR
INTERIOR	RESIDENTIAL	•	•
	COMMERCIAL	•	•
	HEAVY COMMERCIAL	•	
EXTERIOR	RESIDENTIAL / COMMERCIAL	•	

\* For additional information see Usage Recommendations on page 314

Technical Information		
ABRASION RESISTANCE	ANSI / ISO	CLASS 4
SCRATCH HARDNESS	ANSI / ISO - (Mohs)	8
SHADE VARIATION		V3
SLIP RESISTANCE	ANSI - DCOF (WET)	MATTE ≥ 0.50
	ISO - R VALUE	MATTE R10

For more details see technical and packaging information in the appendix



La Marca, *Glazed Porcelain*.

A comprehensive collection of the world's most premium marbles personified in porcelain.



24 x 48 in / 60 x 120 cm La Marca Statuarietto Honed Rectified Tile



## Colors at a glance

The elegance of natural stone in an ultra-realistic design. The best of the world's premium marble quarries perfectly executed in glazed porcelain.



Onyx Nuvolato



Statuario Nuovo



Calacatta Paonazzo



Statuarietto



Carrara Gioia



Arabescato



Nero Venato




Paradiso Argentio



Travertino Instrata

## Formats and finishes at a glance


The versatility of marble designs and the extensive formats, colors, and finishes offered are perfect for a wide variety of styles and spaces.



32 x 32 in / 80 x 80 cm  
Rectified  
Polished / Honed



24 x 48 in / 60 x 120 cm  
Rectified  
Polished / Honed



24 x 24 in / 60 x 60 cm  
Rectified  
Polished / Honed



4 x 12 in / 9.8 x 30 cm  
Rectified  
Polished / Honed



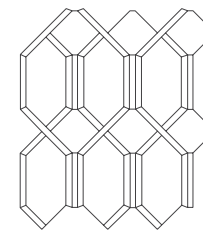
12 x 24 in / 30 x 60 cm  
Rectified  
Polished / Honed

*Trim*

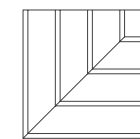


3 x 12 in / 7.1 x 30 cm  
Bullnose  
Polished / Honed

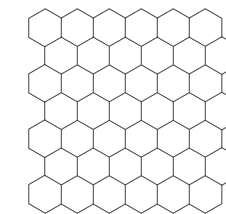
### Mosaics




Modella Mosaic  
Polished



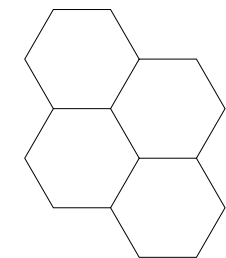
Picco Mosaic  
Honed



2 in / 5 cm  
Hexagon Mosaic  
Polished / Honed



2 x 2 in / 5 x 5 cm  
Mosaic  
Honed



6 in / 15 cm  
Hexagon Mosaic  
Polished / Honed

# La Marca, *Onyx Nuvolato*

With its translucent white shade variations, the Onyx Nuvolato evokes far and distant places, diffusing purity into a serene ambiance. The realism of this design is a result of state-of-the-art scanning, in-depth color remapping work, and meticulous printing reproduction.



32 x 32 in / 80 x 80 cm  
Rectified  
Polished / Honed



24 x 48 in / 60 x 120 cm  
Rectified  
Polished / Honed



24 x 24 in / 60 x 60 cm  
Rectified  
Polished / Honed



4 x 12 in / 9.8 x 30 cm  
Rectified  
Polished / Honed



12 x 24 in / 30 x 60 cm  
Rectified  
Polished / Honed

### *Trim*



3 x 12 in / 7.1 x 30 cm  
Bullnose  
Polished / Honed

### *Mosaics*



2 in / 5 cm  
Hexagon Mosaic  
Polished / Honed



2 x 2 in / 5 x 5 cm  
Mosaic  
Honed



6 in / 15 cm  
Hexagon Mosaic  
Polished / Honed

### IMAGE VARIATIONS

This collection has a wide variety of tile facings by size to maximize the realism it can convey within a design space.

24 x 48 in / 60 x 120 cm  
30 images

32 x 32 in / 80 x 80 cm  
24 images

24 x 24 in / 60 x 60 cm  
54 images

12 x 24 in / 30 x 60 cm  
60 images



32 x 32 in / 80 x 80 cm image variations





24 x 48 in / 60 x 120 cm La Marca Onyx Nuvolato Honed Rectified Tile



# La Marca, Statuario Nuovo

The precious natural design of one of the world's most premium marbles which is extracted from the Carrara area, in Italy. Elegant and recognizable, Statuario marble is an all-time favorite stone of artists and sculptors, for the creation of their masterpieces. This ultra-realistic reinterpretation of this noble marble is perfect for embellishing contemporary and transitional interiors.



32 x 32 in / 80 x 80 cm  
Rectified  
Polished / Honed



24 x 48 in / 60 x 120 cm  
Rectified  
Polished / Honed



24 x 24 in / 60 x 60 cm  
Rectified  
Polished / Honed



4 x 12 in / 9.8 x 30 cm  
Rectified  
Polished / Honed



12 x 24 in / 30 x 60 cm  
Rectified  
Polished / Honed

### Trim



3 x 12 in / 7.1 x 30 cm  
Bullnose  
Polished / Honed

### Mosaics



Modella Mosaic  
Polished



Picco Mosaic  
Honed



2 in / 5 cm  
Hexagon Mosaic  
Polished / Honed



2 x 2 in / 5 x 5 cm  
Mosaic  
Honed



6 in / 15 cm  
Hexagon Mosaic  
Polished / Honed

### IMAGE VARIATIONS

This collection has a wide variety of tile facings by size to maximize the realism it can convey within a design space.

24 x 48 in / 60 x 120 cm  
23 images

32 x 32 in / 80 x 80 cm  
30 images

24 x 24 in / 60 x 60 cm  
54 images

12 x 24 in / 30 x 60 cm  
60 images



32 x 32 in / 80 x 80 cm image variations



24 x 48 in / 60 x 120 cm La Marca Statuario Nuovo Honed Rectified Tile



# La Marca, *Calacatta Paonazzo*

A rich and articulated pattern characterizes the surface of Calacatta Paonazzo, inspired by the natural stone renowned for its white background crossed by golden-light brown veining. The main characteristic of the beautiful natural stone is its warm and unique color scheme which is executed perfectly in porcelain using meticulous attention to detail.




32 x 32 in / 80 x 80 cm  
Rectified  
Polished / Honed



24 x 48 in / 60 x 120 cm  
Rectified  
Polished / Honed



24 x 24 in / 60 x 60 cm  
Rectified  
Polished / Honed



4 x 12 in / 9.8 x 30 cm  
Rectified  
Polished / Honed



12 x 24 in / 30 x 60 cm  
Rectified  
Polished / Honed

### Trim



3 x 12 in / 7.1 x 30 cm  
Bullnose  
Polished / Honed

### Mosaics



Modella Mosaic  
Polished



Picco Mosaic  
Honed



2 in / 5 cm  
Hexagon Mosaic  
Polished / Honed



2 x 2 in / 5 x 5 cm  
Mosaic  
Honed



6 in / 15 cm  
Hexagon Mosaic  
Polished / Honed

### IMAGE VARIATIONS

This collection has a wide variety of tile facings by size to maximize the realism it can convey within a design space.

24 x 48 in / 60 x 120 cm  
30 images

32 x 32 in / 80 x 80 cm  
30 images


24 x 24 in / 60 x 60 cm  
54 images

12 x 24 in / 30 x 60 cm  
60 images




32 x 32 in / 80 x 80 cm image variations





32 x 32 in / 80 x 80 cm La Marca Calacatta Paonazzo Honed Rectified Tile





# La Marca, *Statuarietto*

A delicate veining, that has the power to complement luxurious decors both within traditional or contemporary spaces. The natural elegance and nobleness of natural stone expressed in the utmost faithful reinterpretation in glazed porcelain by leveraging the best imaging and printing technology.



32 x 32 in / 80 x 80 cm  
Rectified  
Polished / Honed



24 x 48 in / 60 x 120 cm  
Rectified  
Polished / Honed



24 x 24 in / 60 x 60 cm  
Rectified  
Polished / Honed



4 x 12 in / 9.8 x 30 cm  
Rectified  
Polished / Honed



12 x 24 in / 30 x 60 cm  
Rectified  
Polished / Honed

### *Trim*

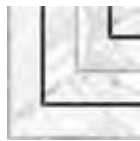


3 x 12 in / 7.1 x 30 cm  
Bullnose  
Polished / Honed

### *Mosaics*



Modella Mosaic  
Polished



Picco Mosaic  
Honed



2 in / 5 cm  
Hexagon Mosaic  
Polished / Honed



2 x 2 in / 5 x 5 cm  
Mosaic  
Honed



6 in / 15 cm  
Hexagon Mosaic  
Polished / Honed

### IMAGE VARIATIONS

This collection has a wide variety of tile facings by size to maximize the realism it can convey within a design space.

24 x 48 in / 60 x 120 cm  
30 images

32 x 32 in / 80 x 80 cm  
36 images

24 x 24 in / 60 x 60 cm  
54 images

12 x 24 in / 30 x 60 cm  
60 images



32 x 32 in / 80 x 80 cm image variations





# La Marca, Carrara Gioia

A compact pattern defines the delicate and beautiful veining of Carrara Gioia. An accurate reproduction of the iconic Carrara marble able to complement most interiors in a natural and ultra-realistic fashion. Beautiful and luxurious, Carrara Gioia features a bright white to grey color palette with subtle yet complementary soft blue-grey veining.



32 x 32 in / 80 x 80 cm  
Rectified  
Polished / Honed



24 x 48 in / 60 x 120 cm  
Rectified  
Polished / Honed



24 x 24 in / 60 x 60 cm  
Rectified  
Polished / Honed



4 x 12 in / 9.8 x 30 cm  
Rectified  
Polished / Honed



12 x 24 in / 30 x 60 cm  
Rectified  
Polished / Honed

### Trim



3 x 12 in / 7.1 x 30 cm  
Bullnose  
Polished / Honed

### Mosaics



Modella Mosaic  
Polished



Picco Mosaic  
Honed



2 in / 5 cm  
Hexagon Mosaic  
Polished / Honed



2 x 2 in / 5 x 5 cm  
Mosaic  
Honed



6 in / 15 cm  
Hexagon Mosaic  
Polished / Honed

### IMAGE VARIATIONS

This collection has a wide variety of tile facings by size to maximize the realism it can convey within a design space.

24 x 48 in / 60 x 120 cm  
30 images

32 x 32 in / 80 x 80 cm  
30 images

24 x 24 in / 60 x 60 cm  
54 images

12 x 24 in / 30 x 60 cm  
60 images



32 x 32 in / 80 x 80 cm image variations







# La Marca, Arabescato

Arabescato perfectly reinterprets the timeless beauty of the natural stone it's named after. Its unique patterns are perfectly executed with the best scanning, imaging and printing technology and presents marked and articulated veining together with subtle undertones, resulting in a beautifully rich surface perfect for ornamental works.



32 x 32 in / 80 x 80 cm  
Rectified  
Polished / Honed



24 x 48 in / 60 x 120 cm  
Rectified  
Polished / Honed



24 x 24 in / 60 x 60 cm  
Rectified  
Polished / Honed



4 x 12 in / 9.8 x 30 cm  
Rectified  
Polished / Honed



12 x 24 in / 30 x 60 cm  
Rectified  
Polished / Honed

### Trim



3 x 12 in / 7.1 x 30 cm  
Bullnose  
Polished / Honed

### Mosaics



Modella Mosaic  
Polished



Picco Mosaic  
Honed



2 in / 5 cm  
Hexagon Mosaic  
Polished / Honed



2 x 2 in / 5 x 5 cm  
Mosaic  
Honed



6 in / 15 cm  
Hexagon Mosaic  
Polished / Honed

### IMAGE VARIATIONS

This collection has a wide variety of tile facings by size to maximize the realism it can convey within a design space.

24 x 48 in / 60 x 120 cm  
30 images

32 x 32 in / 80 x 80 cm  
30 images

24 x 24 in / 60 x 60 cm  
54 images

12 x 24 in / 30 x 60 cm  
60 images



32 x 32 in / 80 x 80 cm image variations



24 x 48 in / 60 x 120 cm La Marca Arabescato Honed Rectified Tile





# La Marca, *Nero Venato*


Refined, classic and in line with the most current trends of interior design and decor: Nero Venato is a bold and sophisticated design ideal for elegant environments. The expressive character of the black marble is recreated with the ultimate design definition and printing technology. With its unique aesthetic, it highlights shapes enhancing architectural elements.



32 x 32 in / 80 x 80 cm  
Rectified  
Polished / Honed



24 x 48 in / 60 x 120 cm  
Rectified  
Polished / Honed



24 x 24 in / 60 x 60 cm  
Rectified  
Polished / Honed



4 x 12 in / 9.8 x 30 cm  
Rectified  
Polished / Honed



12 x 24 in / 30 x 60 cm  
Rectified  
Polished / Honed

### *Trim*



3 x 12 in / 7.1 x 30 cm  
Bullnose  
Polished / Honed

### *Mosaics*



2 in / 5 cm  
Hexagon Mosaic  
Polished / Honed



2 x 2 in / 5 x 5 cm  
Mosaic  
Honed



6 in / 15 cm  
Hexagon Mosaic  
Polished / Honed

### IMAGE VARIATIONS


This collection has a wide variety of tile facings by size to maximize the realism it can convey within a design space.

24 x 48 in / 60 x 120 cm  
20 images

32 x 32 in / 80 x 80 cm  
20 images

24 x 24 in / 60 x 60 cm  
36 images

12 x 24 in / 30 x 60 cm  
40 images



32 x 32 in / 80 x 80 cm image variations



24 x 48 in / 60 x 120 cm La Marca Nero Venato Honed Rectified Tile





# La Marca, *Paradiso Argento*

The earthy feeling of mid warm grey marble stone and its extraordinary effects, perfectly recreated in porcelain. The ultimate design definition, down to the slightest detail, brings out the expressive character of this natural stone design. A graphic which is suitable for various contemporary and transitional decors.



32 x 32 in / 80 x 80 cm  
Rectified  
Polished / Honed



24 x 48 in / 60 x 120 cm  
Rectified  
Polished / Honed



24 x 24 in / 60 x 60 cm  
Rectified  
Polished / Honed



4 x 12 in / 9.8 x 30 cm  
Rectified  
Polished / Honed



12 x 24 in / 30 x 60 cm  
Rectified  
Polished / Honed

### *Trim*



3 x 12 in / 7.1 x 30 cm  
Bullnose  
Polished / Honed

### *Mosaics*



Modella Mosaic  
Polished



Picco Mosaic  
Honed



2 in / 5 cm  
Hexagon Mosaic  
Polished / Honed



2 x 2 in / 5 x 5 cm  
Mosaic  
Honed



6 in / 15 cm  
Hexagon Mosaic  
Polished / Honed

### IMAGE VARIATIONS

This collection has a wide variety of tile facings by size to maximize the realism it can convey within a design space.

24 x 48 in / 60 x 120 cm  
20 images

32 x 32 in / 80 x 80 cm  
18 images

24 x 24 in / 60 x 60 cm  
36 images

12 x 24 in / 30 x 60 cm  
40 images



32 x 32 in / 80 x 80 cm image variations






## La Marca, *Travertino Instrata*

The warm and inviting earthy tones of Travertino Instrata have a rich color range of creamy-whites, soft beiges and layered chocolate browns, with unique veins and markings. Its multi-layered appearance makes it perfect for modern architectures and contemporary scenarios.



24 x 48 in / 60 x 120 cm  
Rectified  
Polished / Honed



12 x 24 in / 30 x 60 cm  
Rectified  
Polished / Honed



4 x 12 in / 9.8 x 30 cm  
Rectified  
Polished / Honed

### *Trim*



3 x 12 in / 7.1 x 30 cm  
Bullnose  
Polished / Honed

### *Mosaics*



2 in / 5 cm  
Hexagon Mosaic  
Polished / Honed



2 x 2 in / 5 x 5 cm  
Mosaic  
Honed



6 in / 15 cm  
Hexagon Mosaic  
Polished / Honed

### IMAGE VARIATIONS

This collection has a wide variety of tile facings by size to maximize the realism it can convey within a design space.

24 x 48 in / 60 x 120 cm  
12 images

12 x 24 in / 30 x 60 cm  
56 images



24 x 48 in / 60 x 120 cm image variations





24 x 48 in / 60 x 120 cm La Marca Travertino Instrata Honed Rectified Tile







La Marca, *Modella Mosaics*

Modella's transitional look derives from thin contrasting lines, elongated hexagons, and a polished finish. The repeating pattern adds an expressive element connected to both classical and modern decors.



Statuarietto



Statuario Nuovo



Paradiso Argento




Arabescato



Calacatta Paonazzo



Carrara Gioia



Statuarietto




Paradiso Argento



## La Marca, *Picco Mosaics*

Picco's contemporary pattern combines selective La Marca colors and finishes together in one mosaic giving it both an alluring and sophisticated design. Furthermore, the pattern was developed to allow for a wide variety of patterns depending on the positioning and cutting of the mosaic. Anatolia has provided a few suggestions on what can be created with this modular approach.



Arabescato



Calacatta Paonazzo



Carrara Gioia



Statuario Nuovo



La Marca Paradiso Argento Picco Honed Mosaic





## La Marca, *Key highlights*

The elegance and allure of marble's natural and timeless beauty is brought to life in this exclusive collection. It captures the world's finest marbles from the most premium quarries in an ultra-realistic design that is perfectly executed in glazed porcelain. Highly refined graphics and the abundance of image variations convey the sophistication and elegance of natural marble and emphasizes the considerable value of the collection.

La Marca is comprehensive and versatile with a wide selection of premium designs, refined colors, compelling formats and variability of sizes. Field tiles are offered in both polished and honed finishes with rectified edges which are suitable for wall, floor, residential and commercial applications. The mechanically honed finish, in particular, minimizes reflections and gives an ultra-realistic and natural looking finish. Also available are complementary and exclusive decorative mosaics and coordinating trim pieces.

The beautiful La Marca marble designs have been fused together in specialized waterjet mosaic shapes and patterns to create versatile and elegant mosaics that complement the overall look of this collection. The designs are unique and leverage neutral tones which are suitable for a variety of contemporary and transitional interior design styles.

<i>Usage recommendations*</i>		POLISHED GLAZED PORCELAIN		HONED GLAZED PORCELAIN	
		WALL	FLOOR	WALL	FLOOR
APPLICATION	RESIDENTIAL	•	•	•	•
	COMMERCIAL	•	•	•	•
	HEAVY COMMERCIAL	•		•	
EXTERIOR	RESIDENTIAL / COMMERCIAL	•		•	

<i>Technical Information</i>		
ABRASION RESISTANCE	ANSI / ISO	CLASS 4
SCRATCH HARDNESS	ANSI / ISO - (Mohs)	5
SHADE VARIATION		V2
SLIP RESISTANCE	ANSI - DCOF (WET)	POLISHED < 0.42 HONED ≥ 0.50
	ISO - R VALUE	POLISHED R(-) HONED R(-)

\* For additional information see Usage Recommendations on page 314

For more details see technical and packaging information in the appendix

Mayfair, *Glazed Porcelain*.  
The world's most desired marbles, executed in porcelain.



24 x 48 in / 60 x 120 cm Mayfair Strada Ash Polished Rectified Tile



## Colors at a glance

Light and warm colors combined with a muted palette of earthy tones that were inspired by Nature. Creamy-whites, soft beiges and greys, and pink tones.



Statuario Venato



Calacatta Oro



Volakas Grigio



Stella Argento



Allure Ivory



Strada Ash




Zebrino




Suave Bianco

## Formats and finishes at a glance

A rich collection of sizes and formats, ranging from extra large tiles to standard sizes and includes unique and exclusive mosaics and complementary trims.



24 x 48 in / 60 x 120 cm  
Rectified  
Polished



24 x 24 in / 60 x 60 cm  
Rectified  
Polished / Matte



12 x 24 in / 30 x 60 cm  
Rectified  
Polished / Matte



16 x 32 in / 40 x 80 cm  
Rectified  
Polished / Matte



10.5 x 32 in / 26.5 x 80 cm  
Rectified  
Polished



4 x 12 in / 9.5 x 30 cm  
Rectified  
Polished

### Trims

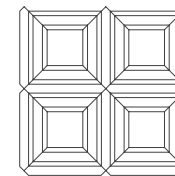


3 x 24 in / 7.1 x 60 cm  
Bullnose  
Polished / Matte




3 x 12 in / 7.1 x 30 cm  
Bullnose  
Polished / Matte

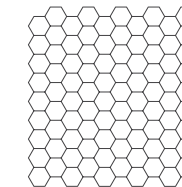
### Mosaics



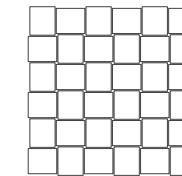
Piazza Mosaic  
Polished



Arabesque Mosaic  
Polished



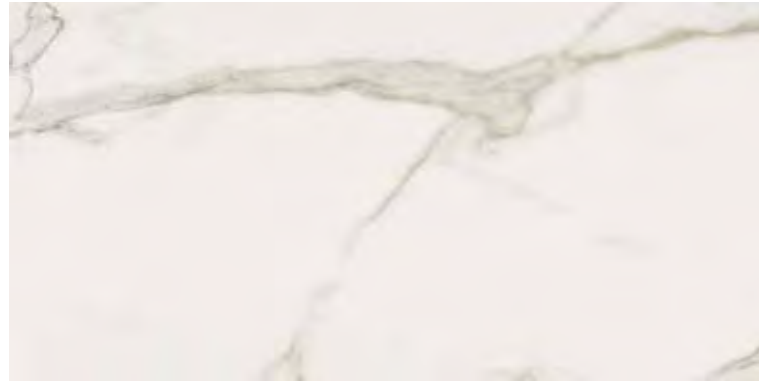
1.25 in / 3 cm  
Hexagon Mosaic  
Polished




2 x 2 in / 5 x 5 cm  
Basketweave Mosaic  
Polished / Matte

# Mayfair, *Calacatta Oro*


The beautiful look of marble with expressive veining set against a uniform white background.



24 x 48 in / 60 x 120 cm  
Rectified  
Polished



24 x 24 in / 60 x 60 cm  
Rectified  
Polished / Matte



12 x 24 in / 30 x 60 cm  
Rectified  
Polished / Matte



16 x 32 in / 40 x 80 cm  
Rectified  
Polished / Matte



10.5 x 32 in / 26.5 x 80 cm  
Rectified  
Polished



4 x 12 in / 9.5 x 30 cm  
Rectified  
Polished

## Trim



3 x 12 in / 7.1 x 30 cm  
Bullnose  
Polished / Matte

## Mosaics



Piazza Mosaic  
Polished



Arabesque Mosaic  
Polished



1.25 in / 3 cm  
Hexagon Mosaic  
Polished



2 x 2 in / 5 x 5 cm  
Basketweave Mosaic  
Polished / Matte

## IMAGE VARIATIONS

This collection has a wide variety of tile facings by size to maximize the realism it can convey within a design space.

24 x 48 in / 60 x 120 cm  
14 images

24 x 24 in / 60 x 60 cm  
28 images

16 x 32 in / 40 x 80 cm  
56 images

10.5 x 32 in / 26.5 x 80 cm  
56 images

12 x 24 in / 30 x 60 cm  
56 images




24 x 24 in / 60 x 60 cm image variations





24 x 48 in / 60 x 120 cm Mayfair Calacatta Oro Polished Rectified Tile



# Mayfair, *Statuario Venato*

The luxurious beauty of transcendent marble veining reinterpreted in porcelain. Statuario Venato is ideal for interior design projects with both a contemporary or classic feel, thanks to its natural elegance and adaptable design.



24 x 48 in / 60 x 120 cm  
Rectified  
Polished



24 x 24 in / 60 x 60 cm  
Rectified  
Polished / Matte



12 x 24 in / 30 x 60 cm  
Rectified  
Polished / Matte



16 x 32 in / 40 x 80 cm  
Rectified  
Polished / Matte



10.5 x 32 in / 26.5 x 80 cm  
Rectified  
Polished



4 x 12 in / 9.5 x 30 cm  
Rectified  
Polished

## Trim



3 x 12 in / 7.1 x 30 cm  
Bullnose  
Polished / Matte

## Mosaics



Piazza Mosaic  
Polished



Arabesque Mosaic  
Polished



1.25 in / 3 cm  
Hexagon Mosaic  
Polished



2 x 2 in / 5 x 5 cm  
Basketweave Mosaic  
Polished / Matte

## IMAGE VARIATIONS

This collection has a wide variety of tile facings by size to maximize the realism it can convey within a design space.

24 x 48 in / 60 x 120 cm  
9 images

24 x 24 in / 60 x 60 cm  
27 images

16 x 32 in / 40 x 80 cm  
54 images

10.5 x 32 in / 26.5 x 80 cm  
81 images

12 x 24 in / 30 x 60 cm  
54 images




24 x 24 in / 60 x 60 cm image variations





24 x 48 in / 60 x 120 cm Mayfair Statuario Venato Polished Rectified Tile



# Mayfair, *Volakas Grigio*

Simplicity meets luxury in Volakas Grigio, an authentic reinterpretation of a natural marble enhancing the personality and elegance of design spaces.



24 x 48 in / 60 x 120 cm  
Rectified  
Polished



24 x 24 in / 60 x 60 cm  
Rectified  
Polished / Matte



12 x 24 in / 30 x 60 cm  
Rectified  
Polished / Matte



16 x 32 in / 40 x 80 cm  
Rectified  
Polished / Matte



10.5 x 32 in / 26.5 x 80 cm  
Rectified  
Polished



4 x 12 in / 9.5 x 30 cm  
Rectified  
Polished

## Trim



3 x 12 in / 7.1 x 30 cm  
Bullnose  
Polished / Matte

## Mosaics



Piazza Mosaic  
Polished



Arabesque Mosaic  
Polished



1.25 in / 3 cm  
Hexagon Mosaic  
Polished



2 x 2 in / 5 x 5 cm  
Basketweave Mosaic  
Polished / Matte

## IMAGE VARIATIONS

This collection has a wide variety of tile facings by size to maximize the realism it can convey within a design space.

24 x 48 in / 60 x 120 cm  
22 images

24 x 24 in / 60 x 60 cm  
26 images

16 x 32 in / 40 x 80 cm  
24 images

10.5 x 32 in / 26.5 x 80 cm  
24 images

12 x 24 in / 30 x 60 cm  
52 images



24 x 24 in / 60 x 60 cm image variations








# Mayfair, *Stella Argento*

Stripes and veining ranging from white to beige to ivory create an original composition in a lifelike reinterpretation of the natural stone.



24 x 24 in / 60 x 60 cm  
Rectified  
Polished / Matte



16 x 32 in / 40 x 80 cm  
Rectified  
Polished / Matte



12 x 24 in / 30 x 60 cm  
Rectified  
Polished / Matte



4 x 12 in / 9.5 x 30 cm  
Rectified  
Polished

## Trim



3 x 12 in / 7.1 x 30 cm  
Bullnose  
Polished / Matte

## Mosaics



1.25 in / 3 cm  
Hexagon Mosaic  
Polished



2 x 2 in / 5 x 5 cm  
Basketweave Mosaic  
Polished / Matte

## IMAGE VARIATIONS

This collection has a wide variety of tile facings by size to maximize the realism it can convey within a design space.

24 x 24 in / 60 x 60 cm  
20 images

16 x 32 in / 40 x 80 cm  
40 images

12 x 24 in / 30 x 60 cm  
40 images



24 x 24 in / 60 x 60 cm image variations





24 x 24 in / 60 x 60 cm Mayfair Stella Argento Polished Rectified Tile

## Mayfair, *Allure Ivory*

A delicate ivory color with complementary tones, able to accentuate the personality and the character of most interiors. Modern and versatile, Allure Ivory is ideal for settings with a modern design as well as classical ones.



24 x 24 in / 60 x 60 cm  
Rectified  
Polished / Matte



16 x 32 in / 40 x 80 cm  
Rectified  
Polished / Matte



12 x 24 in / 30 x 60 cm  
Rectified  
Polished / Matte



4 x 12 in / 9.5 x 30 cm  
Rectified  
Polished

### *Trim*



3 x 12 in / 7.1 x 30 cm  
Bullnose  
Polished / Matte

### *Mosaics*



1.25 in / 3 cm  
Hexagon Mosaic  
Polished



2 x 2 in / 5 x 5 cm  
Basketweave Mosaic  
Polished / Matte

### IMAGE VARIATIONS

This collection has a wide variety of tile facings by size to maximize the realism it can convey within a design space.

24 x 24 in / 60 x 60 cm  
22 images

16 x 32 in / 40 x 80 cm  
44 images

12 x 24 in / 30 x 60 cm  
44 images



24 x 24 in / 60 x 60 cm image variations





24 x 24 in / 60 x 60 cm Mayfair Allure Ivory Polished Rectified Tile



# Mayfair, *Strada Ash*

Elegant and modern, Strada Ash offers a delicate play of tone on tone stripes, thin layers of the most varied shades of grey and beige, from dark to light.



24 x 48 in / 60 x 120 cm  
Rectified  
Polished



16 x 32 in / 40 x 80 cm  
Rectified  
Polished / Matte



12 x 24 in / 30 x 60 cm  
Rectified  
Polished / Matte



4 x 12 in / 9.5 x 30 cm  
Rectified  
Polished

## Trims



3 x 24 in / 7.1 x 60 cm  
Bullnose  
Polished / Matte



3 x 12 in / 7.1 x 30 cm  
Bullnose  
Polished / Matte

## Mosaics



Piazza Mosaic  
Polished



1.25 in / 3 cm  
Hexagon Mosaic  
Polished



2 x 2 in / 5 x 5 cm  
Basketweave Mosaic  
Polished / Matte

## IMAGE VARIATIONS

This collection has a wide variety of tile facings by size to maximize the realism it can convey within a design space.

24 x 48 in / 60 x 120 cm  
13 images

24 x 24 in / 60 x 60 cm  
26 images

16 x 32 in / 40 x 80 cm  
52 images

12 x 24 in / 30 x 60 cm  
52 images



24 x 48 in / 60 x 120 cm image variations







# Mayfair, *Zebrino*

Defined and refined veins create a graphic effect, perfect for embellishing modern and contemporary interiors. Discernible and refined, Zebrino is capable of providing a very distinctive style across various spaces.



24 x 48 in / 60 x 120 cm  
Rectified  
Polished



16 x 32 in / 40 x 80 cm  
Rectified  
Polished / Matte



12 x 24 in / 30 x 60 cm  
Rectified  
Polished / Matte



4 x 12 in / 9.5 x 30 cm  
Rectified  
Polished

## Trims



3 x 24 in / 7.1 x 60 cm  
Bullnose  
Polished / Matte



3 x 12 in / 7.1 x 30 cm  
Bullnose  
Polished / Matte

## Mosaics



Piazza Mosaic  
Polished



1.25 in / 3 cm  
Hexagon Mosaic  
Polished



2 x 2 in / 5 x 5 cm  
Basketweave Mosaic  
Polished / Matte

## IMAGE VARIATIONS

This collection has a wide variety of tile facings by size to maximize the realism it can convey within a design space.

24 x 48 in / 60 x 120 cm  
10 images

24 x 24 in / 60 x 60 cm  
20 images

16 x 32 in / 40 x 80 cm  
40 images

12 x 24 in / 30 x 60 cm  
40 images



24 x 48 in / 60 x 120 cm image variations





24 x 48 in / 60 x 120 cm Mayfair Zebrino Polished Rectified Tile



# Mayfair, *Suave Bianco*

Pure white color with delicate and contrasting grey veins defines the luminous luxury and refinement of Suave Bianco, suitable for luxurious and discerning design spaces.



24 x 48 in / 60 x 120 cm  
Rectified  
Polished



16 x 32 in / 40 x 80 cm  
Rectified  
Polished / Matte



12 x 24 in / 30 x 60 cm  
Rectified  
Polished / Matte



4 x 12 in / 9.5 x 30 cm  
Rectified  
Polished

## Trims



3 x 24 in / 7.1 x 60 cm  
Bullnose  
Polished / Matte



3 x 12 in / 7.1 x 30 cm  
Bullnose  
Polished / Matte

## Mosaics



Piazza Mosaic  
Polished



1.25 in / 3 cm  
Hexagon Mosaic  
Polished



2 x 2 in / 5 x 5 cm  
Basketweave Mosaic  
Polished / Matte

## IMAGE VARIATIONS

This collection has a wide variety of tile facings by size to maximize the realism it can convey within a design space.

24 x 48 in / 60 x 120 cm  
12 images

24 x 24 in / 60 x 60 cm  
24 images

16 x 32 in / 40 x 80 cm  
48 images

12 x 24 in / 30 x 60 cm  
48 images



24 x 48 in / 60 x 120 cm image variations









## Mayfair, *Piazza Mosaics*

Straight contrasting lines create a balanced pattern through this collection's waterjet mosaic design. Rigorous shapes, softened by the delicate veining, offered in different combinations of colors.



Calacatta Oro



Statuario Venato



Volakas Grigio




Strada Ash



Zebrino



Suave Bianco



Suave Bianco



## Mayfair, *Arabesque Mosaics*

Arabesque waterjet mosaics complete the Mayfair collection with unique shapes and color designs that fuse together both complementary colors and contrasting compositions. An elegant and sophisticated compilation designed for both classical and modern interiors.



Calacatta Oro




Statuario Venato



Volakas Grigio



Volakas Grigio



Mayfair Volakas Grigio Arabesque Polished Mosaic



## Mayfair, *Key highlights*

Mayfair's highly intricate and alluring compositions are developed using state-of-the-art scanning and photo-imaging processes through which the depth of character from the handpicked stones are fully captured, resulting in ultra-realistic designs interpreted in the utmost definition. Piazza and Arabesque mosaics are exclusive to Mayfair and were meticulously designed to deliver a unique combination of contrasting shapes and color tones. They offer endless potential to most interiors and are a perfect complement to the field tiles. They were designed so that you can mix and match across the collection.

Mayfair Volakas Grigio Arabesque Polished Mosaic  
On the floor: 24 x 24 in / 60 x 60 cm Mayfair Stella Argento Polished Rectified Tile

<i>Usage recommendations*</i>		POLISHED GLAZED PORCELAIN		MATTE GLAZED PORCELAIN	
		WALL	FLOOR	WALL	FLOOR
APPLICATION	RESIDENTIAL	•	•	•	•
	COMMERCIAL	•	•	•	•
	HEAVY COMMERCIAL	•		•	
EXTERIOR	RESIDENTIAL / COMMERCIAL	•		•	

<i>Technical Information</i>		
ABRASION RESISTANCE	ANSI / ISO	CLASS 4
SCRATCH HARDNESS	ANSI / ISO - (Mohs)	POLISHED 5 MATTE 6
SHADE VARIATION		V2
SLIP RESISTANCE	ANSI - DCOF (WET)	POLISHED < 0.42 MATTE ≥ 0.42
	ISO - R VALUE	POLISHED R(-) MATTE R(-)

\* For additional information see Usage Recommendations on page 314

For more details see technical and packaging information in the appendix




Mjörk, *Color Body Porcelain*.  
The fusion of bush hammered Piasentina limestone  
with crisp quartz veining, created in porcelain.



24 x 48 in / 60 x 120 cm Mjörk Mica Matte Rectified Tile

Gentle color variations and delicate veins defines the contemporary style of the Mjörk collection.



24 x 48 in / 60 x 120 cm Mjörk Mica Matte Rectified Tile



## Colors at a glance

A color palette filled with a variety of color nuances and shades, Mjörk recreates all the expressive character of limestone.



Ash



Mica



Clay


32 x 32 in / 80 x 80 cm image variations




Carbon

## Formats and finishes at a glance

The collection has a selection of formats and sizes, ranging from large and medium format rectified tiles, to hexagon and square mosaics and includes a coordinating trim.



32 x 32 in / 80 x 80 cm  
Rectified  
Matte



24 x 48 in / 60 x 120 cm  
Rectified  
Matte



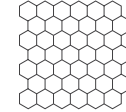
12 x 24 in / 29.8 x 60 cm  
Rectified  
Matte

### Trim



3 x 24 in / 7.1 x 60 cm  
Bullnose  
Matte

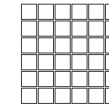
### Mosaics



2 in / 5 cm  
Hexagon Mosaic  
Matte



6 in / 15 cm  
Hexagon Mosaic  
Matte



2 x 2 in / 5 x 5 cm  
Mosaic  
Matte

Usage recommendations*		MATTE COLOR BODY PORCELAIN	
APPLICATION		WALL	FLOOR
INTERIOR	RESIDENTIAL	•	•
	COMMERCIAL	•	•
	HEAVY COMMERCIAL	•	
EXTERIOR	RESIDENTIAL / COMMERCIAL	•	

\* For additional information see Usage Recommendations on page 314

Technical Information		
ABRASION RESISTANCE	ANSI / ISO	CLASS 4
SCRATCH HARDNESS	ANSI / ISO - (Mohs)	9
SHADE VARIATION		V2
SLIP RESISTANCE	ANSI - DCOF (WET)	MATTE ≥ 0.50
	ISO - R VALUE	MATTE R10

For more details see technical and packaging information in the appendix

Nord, *Color Body Porcelain*.  
The multilayered Nordic grey pattern of natural slate faithfully  
reinterpreted in porcelain.



24 x 24 in / 60 x 60 cm Nord Lithium Matte Rectified Tile





Slate's visual appeal in a bold collection of grey and earthy porcelain tiles.

## Colors at a glance

Ultra realistic graphics in a neutral color palette. Nord's porcelain tiles have been created with state-of-the-art scanning, resulting in an incredible reinterpretation of natural slate.



Lithium



Palladium



Chromium

24 x 24 in / 59.5 x 59.5 cm image variations



Carbon

## Formats and finishes at a glance

The collection has a selection of formats and sizes, ranging from large and medium format rectified tiles, to hexagon and square mosaics and includes a coordinating trim.



24 x 48 in / 59.5 x 119.5 cm  
Rectified  
Matte



24 x 24 in / 59.5 x 59.5 cm  
Rectified  
Matte



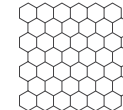
12 x 24 in / 29.5 x 59.5 cm  
Rectified  
Matte

### Trim

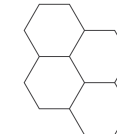


3 x 24 in / 7.2 x 59.5 cm  
Bullnose  
Matte


### Mosaics



2 in / 5 cm  
Hexagon Mosaic  
Matte



6 in / 15 cm  
Hexagon Mosaic  
Matte



2 x 2 in / 5 x 5 cm  
Mosaic  
Matte

Usage recommendations*		MATTE COLOR BODY PORCELAIN	
		WALL	FLOOR
INTERIOR	RESIDENTIAL	•	•
	COMMERCIAL	•	•
	HEAVY COMMERCIAL	•	
EXTERIOR	RESIDENTIAL / COMMERCIAL	•	

\* For additional information see Usage Recommendations on page 314

Technical Information		
ABRASION RESISTANCE	ANSI / ISO	CLASS 4
SCRATCH HARDNESS	ANSI / ISO - (Mohs)	9
SHADE VARIATION		V2
SLIP RESISTANCE	ANSI - DCOF (WET)	MATTE ≥ 0.50
	ISO - R VALUE	MATTE R10

For more details see technical and packaging information in the appendix



Plata, *Glazed Porcelain*.

Exquisite stone design looks inspired by silvery shades of grey, onyx and white marble.



24 x 48 in / 60 x 120 cm Plata Statuario Brina Matte Rectified Tile

Marble's dramatic movement, unique and precious.



24 x 48 in / 60 x 120 cm Plata Statuario Brina Matte Rectified Tile



## Colors at a glance

The classic beauty of marble in a neutral and brilliant color palette of candid whites and silvery shades.



Carrara Abisso



Onyx Crystallo



Perla Grigia

24 x 24 in / 60 x 60 cm image variations



Statuario Brina

## Formats and finishes at a glance

The collection offers a selection of formats and sizes, ranging from large and medium format tiles to hexagon mosaics and a coordinating trim.



24 x 48 in / 60 x 120 cm  
Rectified  
Polished / Matte




24 x 24 in / 60 x 60 cm  
Rectified  
Polished / Matte



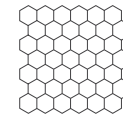
12 x 24 in / 30 x 60 cm  
Rectified  
Polished / Matte

### Trim



3 x 12 in / 7.1 x 30 cm  
Bullnose  
Polished / Matte

### Mosaic



2 in / 5 cm  
Hexagon Mosaic  
Polished / Matte

Usage recommendations*		POLISHED GLAZED PORCELAIN		MATTE GLAZED PORCELAIN	
		WALL	FLOOR	WALL	FLOOR
INTERIOR	RESIDENTIAL	•	•	•	•
	COMMERCIAL	•	•	•	•
	HEAVY COMMERCIAL	•		•	
EXTERIOR	RESIDENTIAL / COMMERCIAL	•		•	

Technical Information		
ABRASION RESISTANCE	ANSI / ISO	CLASS 4
SCRATCH HARDNESS	ANSI / ISO - (Mohs)	POLISHED 6 MATTE 7
SHADE VARIATION		V2
SLIP RESISTANCE	ANSI - DCOF (WET)	POLISHED < 0.42 MATTE ≥ 0.50
	ISO - R VALUE	POLISHED R(-) MATTE R(-)

\* For additional information see Usage Recommendations on page 314

For more details see technical and packaging information in the appendix

Raffino, *Glazed Ceramic*.

A decadent combination of refined marble looks, modern three-dimensional textures and elongated profiles.



12 x 36 in / 30 x 90 cm Raffino Bianco Vita Alto Matte Rectified Tile  
On the floor: 12 x 24 in / 30 x 60 cm La Marca Statuarietto Honed Rectified Tile





## Raffino, *Key highlights*

The classic design of premium matte marble surfaces has been reinvented in this sophisticated and dynamic collection inspired by the elegance of natural stone and a refined selection of three-dimensional surfaces. Light and shadows, veining and color meld together into a new and rich series designed to add character and interest to interior designs.

## Colors at a glance

The Raffino collection offers exclusive patterned designs combined with the earthy nuances of premium marbles. These neutral colors are easily incorporated into elegant design spaces.



Calacatta Dolce



Bianco Vita



Statuario Valore



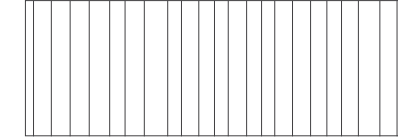
Onyx Suave

## Formats, patterns and finishes at a glance

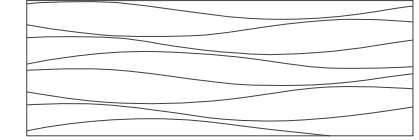
A collection of matte rectified and pressed wall tiles which come in a flat surface design as well as in three three-dimensional designs which include irregular bamboo channels, woven contours and artisanal surfaces.



12 x 36 in / 30 x 90 cm  
Rectified  
Matte



12 x 36 in / 30 x 90 cm  
Alto Rectified  
Matte



12 x 36 in / 30 x 90 cm  
Curva Rectified  
Matte



3 x 12 in / 7.5 x 30 cm  
Artisan Pressed  
Matte

Usage recommendations*		MATTE GLAZED CERAMIC	
		WALL	FLOOR
APPLICATION	RESIDENTIAL	•	
	COMMERCIAL	•	
	HEAVY COMMERCIAL		
EXTERIOR	RESIDENTIAL / COMMERCIAL		

\* For additional information see Usage Recommendations on page 314

Technical Information		
ABRASION RESISTANCE	ANSI / ISO	CLASS 0
SCRATCH HARDNESS	ANSI / ISO - (Mohs)	MATTE 2
SHADE VARIATION		V2
SLIP RESISTANCE	ANSI - DCOF (WET)	MATTE N/A
	ISO - R VALUE	MATTE N/A

For more details see technical and packaging information in the appendix



## Raffino, *Calacatta Dolce*

An elegant pattern of winding golden veins gracefully elongated and available in complementary three dimensional patterns. A refined and sophisticated expression of luxuriousness.



Artisan Pressed

3 x 12 in / 7.5 x 30 cm image variations



Rectified



Curva Rectified



Alto Rectified

12 x 36 in / 30 x 90 cm image variations

## Raffino, *Onyx Suave*

An ethereal character defined by neutrality and elegance, suitable for classic and contemporary interiors thanks to its extraordinary translucent expression.



Artisan Pressed

3 x 12 in / 7.5 x 30 cm image variations



Rectified



Curva Rectified



Alto Rectified

12 x 36 in / 30 x 90 cm image variations

## Raffino, *Bianco Vita*

A delicate and luminous pattern with subtle white and grey veining, an icon of endless elegance thanks to its timeless aesthetic.



Artisan Pressed


3 x 12 in / 7.5 x 30 cm image variations



Rectified



Curva Rectified



Alto Rectified

12 x 36 in / 30 x 90 cm image variations

## Raffino, *Statuario Valore*

The refined look of Statuario marble creates a timeless style that reflects contemporary design with incomparable elegance and harmony.



Artisan Pressed

3 x 12 in / 7.5 x 30 cm image variations



Rectified



Curva Rectified



Alto Rectified

12 x 36 in / 30 x 90 cm image variations



Regency, *Glazed Porcelain + Ceramic*  
Vibrant and impactful natural stone designs that add interest  
and character to a design space.



12 x 24 in / 30 x 60 cm Regency Carbon Matte Pressed Tile  
Shower floor: 2 x 2 in / 5 x 5 cm Regency Carbon Matte Mosaic



Rich surfaces with a strong personality.



12 x 24 in / 30 x 60 cm Regency Carbon Matte Pressed Tile  
Shower floor: 2 x 2 in / 5 x 5 cm Regency Carbon Matte Mosaic



## Colors at a glance

A variety of colors that allow for the strong character of the stone's design to come forward.




Ivory



Sand



Mica



Carbon


12 x 24 / 30 x 60 cm image variations

## Formats and finishes at a glance

This collection is offered in an essential selection of formats and sizes, including mosaics and bullnoses. The collection also has both matte and glossy finish options.



12 x 24 in / 30 x 60 cm  
Pressed  
Matte



13 x 13 in / 33 x 33 cm  
Pressed  
Matte



10 x 20 in / 25 x 50 cm  
Pressed  
Glossy

### Trims




3 x 12 in / 7.1 x 30 cm  
Bullnose  
Matte



3 x 10 in / 7.5 x 25 cm  
Bullnose  
Glossy

### Mosaic




2 x 2 in / 5 x 5 cm  
Mosaic  
Matte

Usage recommendations*		GLOSSY GLAZED CERAMIC		MATTE GLAZED PORCELAIN	
		WALL	FLOOR	WALL	FLOOR
INTERIOR	RESIDENTIAL	•		•	•
	COMMERCIAL	•		•	•
	HEAVY COMMERCIAL			•	
EXTERIOR	RESIDENTIAL / COMMERCIAL			•	

\* For additional information see Usage Recommendations on page 314

Technical Information			
ABRASION RESISTANCE	ANSI / ISO	GLOSSY CLASS 0	MATTE CLASS 4
SCRATCH HARDNESS	ANSI / ISO - (Mohs)	GLOSSY 4	MATTE 7
SHADE VARIATION		V3	
SLIP RESISTANCE	ANSI - DCOF (WET)	GLOSSY N/A	MATTE ≥ 0.55
	ISO - R VALUE	GLOSSY N/A	MATTE R(-)

For more details see technical and packaging information in the appendix



Contemporary Inspiration.  
*Ceraforge 148, Industria 154,  
Linea 160, Nexus 166,  
Prima 172, Soho 178, Station 230.*




Ceraforge, *Color Body Porcelain*.  
A contemporary expression of oxidized metal fused with worn cement.



32 x 32 in / 80 x 80 cm Ceraforge Lithium Matte Rectified Tile

Surfaces able to define a distinct style.



32 x 32 in / 80 x 80 cm Ceraforge Lithium Matte Rectified Tile



## Colors at a glance

The original graphic comes from steel oxidized plates, converted into a unique color palette, created to enhance their industrial look.




Lithium



Chromium



Titanium



Iron




Oxide


32 x 32 in / 80 x 80 cm image variations

## Formats and finishes at a glance

This contemporary collection is offered in a variety of large and medium sized formats and a related mosaic and trim.



32 x 32 in / 80 x 80 cm  
Rectified  
Matte



24 x 24 in / 60 x 60 cm  
Rectified  
Matte



16 x 32 in / 39.8 x 80 cm  
Rectified  
Matte




12 x 24 in / 30 x 60 cm  
Rectified  
Matte

### Trim



3 x 24 in / 7.1 x 60 cm  
Bullnose  
Matte

### Mosaic



2 x 2 in / 5 x 5 cm  
Mosaic  
Matte

Usage recommendations*		MATTE COLOR BODY PORCELAIN	
		WALL	FLOOR
APPLICATION	RESIDENTIAL	•	•
	COMMERCIAL	•	•
	HEAVY COMMERCIAL	•	
EXTERIOR	RESIDENTIAL / COMMERCIAL	•	

\* For additional information see Usage Recommendations on page 314

Technical Information		
ABRASION RESISTANCE	ANSI / ISO	CLASS 4
SCRATCH HARDNESS	ANSI / ISO - (Mohs)	6
SHADE VARIATION		V3
SLIP RESISTANCE	ANSI - DCOF (WET)	MATTE ≥ 0.50
	ISO - R VALUE	MATTE R(-)

For more details see technical and packaging information in the appendix

Industria, *Color Body Porcelain*.  
A concrete inspired look with accents that embody  
an industrial and worn aesthetic.




32 x 32 in / 80 x 80 cm Industria Lithium Matte Rectified Tile






## Colors at a glance

Inspired by the natural worn look of concrete with naturally occurring variation and movement within the graphic.



Zinc



Lithium



Chromium


32 x 32 in / 80 x 80 cm image variations



Graphite

## Formats and finishes at a glance


The collection offers a selection of formats and sizes, ranging from large format tiles to regular rectified and includes complementary mosaics and bullnoses.



32 x 32 in / 80 x 80 cm  
Rectified  
Matte



24 x 48 in / 60 x 120 cm  
Rectified  
Matte



24 x 24 in / 60 x 60 cm  
Rectified  
Matte




12 x 24 in / 30 x 60 cm  
Rectified  
Matte

### Trim



3 x 24 in / 7.1 x 60 cm  
Bullnose  
Matte

### Mosaic



2 x 2 in / 5 x 5 cm  
Mosaic  
Matte

Usage recommendations*		MATTE COLOR BODY PORCELAIN	
APPLICATION		WALL	FLOOR
INTERIOR	RESIDENTIAL	•	•
	COMMERCIAL	•	•
	HEAVY COMMERCIAL	•	
EXTERIOR	RESIDENTIAL / COMMERCIAL	•	

\* For additional information see Usage Recommendations on page 314

Technical Information		
ABRASION RESISTANCE	ANSI / ISO	CLASS 4
SCRATCH HARDNESS	ANSI / ISO - (Mohs)	9
SHADE VARIATION		V3
SLIP RESISTANCE	ANSI - DCOF (WET)	MATTE ≥ 0.55
	ISO - R VALUE	MATTE R10

For more details see technical and packaging information in the appendix



24 x 48 in / 60 x 120 cm Industria Zinc Matte Rectified Tile  
On the counters: 2 x 2 in / 5 x 5 cm Industria Zinc Matte Mosaic



Linea, *Glazed Ceramic*.


The soft curvilinear form evokes a sleek, modern simplicity that is refined and melodic.



12 x 24 in / 30 x 60 cm Linea Amplitude Glossy Rectified Tile  
On the floor: 24 x 48 in / 60 x 120 cm Mjörk Carbon Matte Rectified Tile



12 x 24 in / 30 x 60 cm Linea Amplitude Glossy Rectified Tile  
On the floor: 24 x 48 in / 60 x 120 cm Mjörk Carbon Matte Rectified Tile





## Patterns at a glance

A balanced mix of creative patterns, rhythmic weaves, and melodic undulations.



Plane




Oblique



Modulation



Prismatic




Amplitude


12 x 36 in / 30 x 90 cm image variations

## Formats and finishes at a glance


A dynamic collection of wall tiles available in rectified formats and related quarter rounds.




12 x 24 in / 30 x 60 cm  
Plane  
Glossy / Matte




12 x 24 in / 30 x 60 cm  
Oblique  
Glossy



12 x 24 in / 30 x 60 cm  
Modulation  
Glossy




12 x 24 in / 30 x 60 cm  
Prismatic  
Glossy



12 x 24 in / 30 x 60 cm  
Amplitude  
Glossy

### Trim



12 in / 30 cm  
Quarter Round  
Glossy / Matte

Usage recommendations*		GLOSSY GLAZED CERAMIC		MATTE GLAZED CERAMIC	
		WALL	FLOOR	WALL	FLOOR
INTERIOR	RESIDENTIAL	•		•	
	COMMERCIAL	•		•	
	HEAVY COMMERCIAL				
EXTERIOR	RESIDENTIAL / COMMERCIAL				

\* For additional information see Usage Recommendations on page 314

Technical Information		
ABRASION RESISTANCE	ANSI / ISO	CLASS 0
SCRATCH HARDNESS	ANSI / ISO - (Mohs)	4
SHADE VARIATION		V1
SLIP RESISTANCE	ANSI - DCOF (WET)	GLOSSY N/A MATTE N/A
	ISO - R VALUE	GLOSSY N/A MATTE N/A

For more details see technical and packaging information in the appendix

Nexus, *Glazed Porcelain*.  
Industrial chic styling that invokes an abstract  
and contemporary design connection.



16 x 32 in / 39.8 x 80 cm Nexus Graphite Matte Pressed Tile






A modern-industrial vibe in a delicate and earthy color palette.

## Colors at a glance

An expressive range of colors, from darker to lighter tones that are filled with character and mystery.



Ice



Mica



Clay

12 x 24 in / 30 x 60 cm image variations



Graphite

## Formats and finishes at a glance

A collection with classic shapes and a matte finish that complements the contemporary nature of the designs.



16 x 32 in / 39.8 x 80 cm  
Pressed  
Matte



12 x 24 in / 30 x 60 cm  
Pressed  
Matte




13 x 13 in / 33 x 33 cm  
Pressed  
Matte

### Trim



3 x 12 in / 7.1 x 30 cm  
Bullnose  
Matte

### Mosaic



2 x 2 in / 5 x 5 cm  
Mosaic  
Matte

Usage recommendations*		MATTE GLAZED PORCELAIN	
APPLICATION		WALL	FLOOR
INTERIOR	RESIDENTIAL	•	•
	COMMERCIAL	•	•
	HEAVY COMMERCIAL	•	
EXTERIOR	RESIDENTIAL / COMMERCIAL	•	

\* For additional information see Usage Recommendations on page 314

Technical Information		
ABRASION RESISTANCE	ANSI / ISO	CLASS 4
SCRATCH HARDNESS	ANSI / ISO - (Mohs)	7
SHADE VARIATION		V3
SLIP RESISTANCE	ANSI - DCOF (WET)	MATTE ≥ 0.50
	ISO - R VALUE	MATTE R10

For more details see technical and packaging information in the appendix



Prima, *Glazed + Unglazed Porcelain*.  
Enduring monochromatic designs, providing the perfect easel  
for designers to flourish.




12 x 24 in / 29.8 x 60 cm Prima Smoke Matte Rectified Tile






## Colors at a glance

A graphic color scheme, inspired by the spectrum of monochromatic essentials: dramatic nuances to enhance both classic and modern interiors.



True White (Glazed Porcelain)



Warm White



Smoke



Mica



Charcoal


## Formats and finishes at a glance

This collection offers a selection of formats and sizes, including large tiles, mosaics, and complementary trim.



24 x 48 in / 60 x 120 cm\*  
Rectified  
Polished / Matte


\* Only available in True White



24 x 24 in / 60 x 60 cm  
Rectified  
Polished / Matte



12 x 24 in / 29.8 x 60 cm  
Rectified  
Polished / Matte



12 x 12 in / 29.8 x 29.8 cm\*  
Rectified  
Polished / Matte


\* Only available in True White, Warm White, and Charcoal

### Trim



3 x 24 in / 7.2 x 60 cm  
Bullnose  
Polished / Matte

### Mosaic



2 x 2 in / 5 x 5 cm  
Mosaic  
Matte

Usage recommendations\*, Warm White, Mica, Smoke, Charcoal

		UNGLAZED PORCELAIN	
APPLICATION		WALL	FLOOR
INTERIOR	RESIDENTIAL	•	•
	COMMERCIAL	•	•
	HEAVY COMMERCIAL	•	•
EXTERIOR	RESIDENTIAL / COMMERCIAL	•	

Technical Information: Warm White, Mica, Smoke, Charcoal

DEEP / ABRASION RESISTANCE	ANSI / ISO	POLISHED 135	MATTE 136
SCRATCH HARDNESS	ANSI / ISO - (Mohs)	POLISHED 8	MATTE 9
SHADE VARIATION		V1	
SLIP RESISTANCE	ANSI - DCOF (WET)	POLISHED < 0.42	MATTE ≥ 0.50
	ISO - R VALUE	POLISHED R(-)	MATTE R(-)

Usage recommendations\*, True White (Glazed Porcelain)

		GLAZED PORCELAIN	
APPLICATION		WALL	FLOOR
INTERIOR	RESIDENTIAL	•	•
	COMMERCIAL	•	•
	HEAVY COMMERCIAL	•	
EXTERIOR	RESIDENTIAL / COMMERCIAL	•	

Technical Information: True White (Glazed Porcelain)

DEEP / ABRASION RESISTANCE	ANSI / ISO	CLASS 4	
SCRATCH HARDNESS	ANSI / ISO - (Mohs)	POLISHED 6	MATTE 6
SHADE VARIATION		V1	
SLIP RESISTANCE	ANSI - DCOF (WET)	POLISHED < 0.42	MATTE ≥ 0.42
	ISO - R VALUE	POLISHED R(-)	MATTE R(-)

\* For additional information see Usage Recommendations on page 314

For more details see technical and packaging information in the appendix

Soho, *Ceramic + Porcelain.*

Timeless design, a distinctive aesthetic, and decorative versatility.

A creative collection inspired by the metropolitan Soho district.



2 x 12 in / 5 x 30 cm Soho Retro Black Glossy Pressed Tile  
On the floor: 6 x 36 in / 14.7 x 90 cm Aspen Grey Ridge Matte Rectified Tile





*Tiles and trims*  
The timeless appeal of a classic look reimagined  
with a contemporary palette.

## Colors at a glance



1. Retro Black



2. Cement Chic



3. Cloud Blue




4. Soft Sage




5. Loft Grey




6. Halo Grey



7. Gallery Grey



8. Vintage Grey



9. Canvas White

## Formats and finishes at a glance



8 x 24 in / 20 x 60 cm  
Pressed  
Glossy  
Colors: 7, 8, 9




8 x 16 in / 20 x 40 cm  
Pressed  
Glossy  
Colors: 7, 8, 9



4 x 16 in / 10 x 40 cm  
Pressed  
Glossy / Matte  
Colors: 1, 2, 3, 4, 5, 6, 7, 8, 9



4 x 12 in / 10 x 30 cm  
Pressed  
Glossy  
Colors: 7, 8, 9



4 x 12 in / 10 x 30 cm  
Beveled Pressed  
Glossy  
Colors: 7, 8, 9



2 x 12 in / 5 x 30 cm  
Pressed  
Glossy / Matte  
Colors: 1, 2, 3, 4, 5, 6, 7, 8, 9



6 x 6 in / 15 x 15 cm  
Pressed  
Glossy  
Color: 9




3 x 6 in / 7.5 x 15 cm  
Pressed  
Glossy / Matte (Canvas White)  
Colors: 1, 2, 3, 4, 5, 6, 7, 8, 9



3 x 6 in / 7.5 x 15 cm  
Beveled Pressed  
Glossy  
Color: 9

### Trims



12 in / 30 cm  
Quarter Round  
Glossy / Matte  
Colors: 1, 2, 3, 4, 5, 6, 7, 8, 9



2 x 8 in / 5 x 20 cm  
Bullnose  
Glossy / Matte  
Colors: 1, 2, 3, 4, 5, 6, 7, 8, 9



2 x 6 in / 5 x 15 cm  
Bullnose  
Glossy / Matte (Canvas White)  
Colors: 1, 2, 3, 4, 5, 6, 7, 8, 9



## Tiles and trims, *Retro Black*

A retro modern color with an enigmatic character and a shade of black that is full of mystery and flare.



4 x 16 in / 10 x 40 cm  
Pressed  
Glossy / Matte



2 x 12 in / 5 x 30 cm  
Pressed  
Glossy / Matte



3 x 6 in / 7.5 x 15 cm  
Pressed  
Glossy

### Trims



12 in / 30 cm  
Quarter Round  
Glossy / Matte



2 x 8 in / 5 x 20 cm  
Bullnose  
Glossy / Matte



2 x 6 in / 5 x 15 cm  
Bullnose  
Glossy

## Tiles and trims, *Cement Chic*

A sensory stimulating grey that is shadowy and energetic, like the streets of a metropolitan city.



4 x 16 in / 10 x 40 cm  
Pressed  
Glossy / Matte



2 x 12 in / 5 x 30 cm  
Pressed  
Glossy / Matte



3 x 6 in / 7.5 x 15 cm  
Pressed  
Glossy

### Trims



12 in / 30 cm  
Quarter Round  
Glossy / Matte



2 x 8 in / 5 x 20 cm  
Bullnose  
Glossy / Matte



2 x 6 in / 5 x 15 cm  
Bullnose  
Glossy

## Tiles and trims, *Cloud Blue*

A soft blue shadow that is capable of conveying a sense of depth and space in any environment.



4 x 16 in / 10 x 40 cm  
Pressed  
Glossy / Matte



2 x 12 in / 5 x 30 cm  
Pressed  
Glossy / Matte



3 x 6 in / 7.5 x 15 cm  
Pressed  
Glossy

### Trims



12 in / 30 cm  
Quarter Round  
Glossy / Matte



2 x 8 in / 5 x 20 cm  
Bullnose  
Glossy / Matte



2 x 6 in / 5 x 15 cm  
Bullnose  
Glossy

## Tiles and trims, *Soft Sage*

A shade that lies somewhere between a soft yellow and a shadowy blue, which is soothing and close to nature.



4 x 16 in / 10 x 40 cm  
Pressed  
Glossy / Matte



2 x 12 in / 5 x 30 cm  
Pressed  
Glossy / Matte



3 x 6 in / 7.5 x 15 cm  
Pressed  
Glossy

### Trims



12 in / 30 cm  
Quarter Round  
Glossy / Matte



2 x 8 in / 5 x 20 cm  
Bullnose  
Glossy / Matte



2 x 6 in / 5 x 15 cm  
Bullnose  
Glossy



## Tiles and trims, *Loft Grey*

A luminous and cool blue-grey undertone that is reminiscent of daylight slowly dawning onto a palette of grey clouds.



4 x 16 in / 10 x 40 cm  
Pressed  
Glossy / Matte



2 x 12 in / 5 x 30 cm  
Pressed  
Glossy / Matte



3 x 6 in / 7.5 x 15 cm  
Pressed  
Glossy

### Trims



12 in / 30 cm  
Quarter Round  
Glossy / Matte



2 x 8 in / 5 x 20 cm  
Bullnose  
Glossy / Matte



2 x 6 in / 5 x 15 cm  
Bullnose  
Glossy

## Tiles and trims, *Halo Grey*

A warm and soft spoken color that is capable of speaking to the senses and offering a soothing sense of light.



4 x 16 in / 10 x 40 cm  
Pressed  
Glossy / Matte



2 x 12 in / 5 x 30 cm  
Pressed  
Glossy / Matte



3 x 6 in / 7.5 x 15 cm  
Pressed  
Glossy

### Trims



12 in / 30 cm  
Quarter Round  
Glossy / Matte




2 x 8 in / 5 x 20 cm  
Bullnose  
Glossy / Matte




2 x 6 in / 5 x 15 cm  
Bullnose  
Glossy

## Tiles and trims, *Gallery Grey*


A whispered tone. Fresh notes infused with a sense of steady calm.




8 x 24 in / 20 x 60 cm  
Pressed  
Glossy



8 x 16 in / 20 x 40 cm  
Pressed  
Glossy



4 x 16 in / 10 x 40 cm  
Pressed  
Glossy / Matte



4 x 12 in / 10 x 30 cm  
Pressed  
Glossy



4 x 12 in / 10 x 30 cm  
Beveled Pressed  
Glossy



2 x 12 in / 5 x 30 cm  
Pressed  
Glossy / Matte



3 x 6 in / 7.5 x 15 cm  
Pressed  
Glossy

### *Trims*



12 in / 30 cm  
Quarter Round  
Glossy / Matte




2 x 8 in / 5 x 20 cm  
Bullnose  
Glossy / Matte



2 x 6 in / 5 x 15 cm  
Bullnose  
Glossy

## Tiles and trims, *Vintage Grey*


Luminescent like the moon, a warm and light shade with a calm and soothing appeal.



8 x 24 in / 20 x 60 cm  
Pressed  
Glossy



8 x 16 in / 20 x 40 cm  
Pressed  
Glossy



4 x 16 in / 10 x 40 cm  
Pressed  
Glossy / Matte




4 x 12 in / 10 x 30 cm  
Pressed  
Glossy



4 x 12 in / 10 x 30 cm  
Beveled Pressed  
Glossy



2 x 12 in / 5 x 30 cm  
Pressed  
Glossy / Matte



3 x 6 in / 7.5 x 15 cm  
Pressed  
Glossy

### *Trims*



12 in / 30 cm  
Quarter Round  
Glossy / Matte



2 x 8 in / 5 x 20 cm  
Bullnose  
Glossy / Matte




2 x 6 in / 5 x 15 cm  
Bullnose  
Glossy




## Tiles and trims, *Canvas White*


A pure and complete color, whose brilliant neutrality creates refined and timeless beauty.




8 x 24 in / 20 x 60 cm  
Pressed  
Glossy



8 x 16 in / 20 x 40 cm  
Pressed  
Glossy




4 x 16 in / 10 x 40 cm  
Pressed  
Glossy / Matte




4 x 12 in / 10 x 30 cm  
Pressed  
Glossy



4 x 12 in / 10 x 30 cm  
Beveled Pressed  
Glossy



2 x 12 in / 5 x 30 cm  
Pressed  
Glossy / Matte



6 x 6 in / 15 x 15 cm  
Pressed  
Glossy



3 x 6 in / 7.5 x 15 cm  
Pressed  
Glossy / Matte




3 x 6 in / 7.5 x 15 cm  
Beveled Pressed  
Glossy


### Trims



12 in / 30 cm  
Quarter Round  
Glossy / Matte



2 x 8 in / 5 x 20 cm  
Bullnose  
Glossy / Matte



2 x 6 in / 5 x 15 cm  
Bullnose  
Glossy / Matte



3 x 6 in / 7.5 x 15 cm Soho Canvas White Beveled Glossy Pressed Tile



## Soho, Tiles and Trims

Classic shapes, sizes and elongated rectangles emphasize the versatility of the Soho collection. Tiles and trims now include new and more contemporary tiles and new bullnoses and quarter round trims. Available in both matte and glossy finishes, tiles and trims are well suited for a variety of contemporary wall installations.

3 x 6 in / 7.5 x 15 cm Soho Canvas White Beveled Glossy Pressed Tile

Usage recommendations*		GLOSSY GLAZED CERAMIC		MATTE GLAZED CERAMIC	
		WALL	FLOOR	WALL	FLOOR
INTERIOR	RESIDENTIAL	•		•	
	COMMERCIAL	•		•	
	HEAVY COMMERCIAL				
EXTERIOR	RESIDENTIAL / COMMERCIAL				

\* For additional information see Usage Recommendations on page 314

Technical Information			
ABRASION RESISTANCE	ANSI / ISO	GLOSSY CLASS 0	MATTE CLASS 0
SCRATCH HARDNESS	ANSI / ISO - (Mohs)	GLOSSY 2	MATTE 2
SHADE VARIATION		V1	
SLIP RESISTANCE	ANSI - DCOF (WET)	GLOSSY N/A	MATTE N/A
	ISO - R VALUE	GLOSSY N/A	MATTE N/A

For more details see technical and packaging information in the appendix






Soho Soft Sage Scallop Glossy Mosaic  
On the floor: 2 x 2 in / 4.8 x 4.8 cm Soho Canvas White Matte Mosaic

*Mosaics*  
Unlimited decorative possibilities in a wide range  
of shapes and refined colors.


## Colors at a glance



1. Retro Black



2. Cement Chic



3. Cloud Blue



4. Soft Sage




5. Loft Grey



6. Halo Grey



7. Gallery Grey




8. Vintage Grey

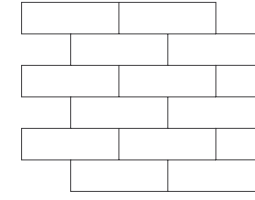


9. Canvas White


## Formats and finishes at a glance



2 x 6 in / 4.8 x 14.8 cm  
Herringbone  
Glazed Porcelain Mosaic  
Glossy / Matte  
Colors: 1, 2, 3, 4, 5, 6, 7, 8, 9




2 x 6 in / 4.8 x 14.8 cm  
Brick  
Glazed Porcelain Mosaic  
Glossy / Matte  
Colors: 1, 2, 3, 4, 5, 6, 7, 8, 9




2 x 2 in / 4.8 x 4.8 cm  
Unglazed Porcelain Mosaic  
Matte

Colors: 1, 6, 7, 8



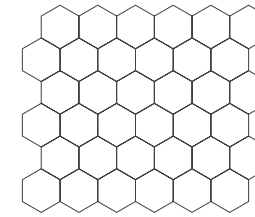
2 x 2 in / 4.8 x 4.8 cm  
Glazed Porcelain Mosaic  
Matte

Colors: 1, 2, 5, 6, 7, 8, 9



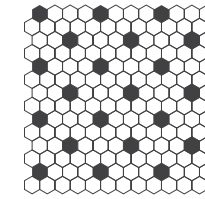
2 in / 5.1 cm  
Hexagon  
Unglazed Porcelain Mosaic  
Matte

Colors: 1, 6, 7, 8



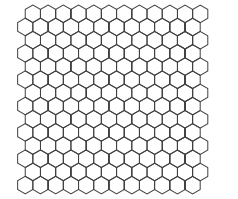
2 in / 5.1 cm  
Hexagon  
Glazed Porcelain Mosaic  
Matte

Colors: 1, 2, 3, 4, 5, 6, 7, 8, 9




1 in / 2.3 cm  
Hexagon with insert  
Glazed Porcelain Mosaic  
Matte

Colors: 1, 2, 3, 4, 5




1 in / 2.3 cm  
Hexagon  
Glazed Porcelain Mosaic  
Matte

Colors: 1, 2, 5, 6, 7, 8, 9



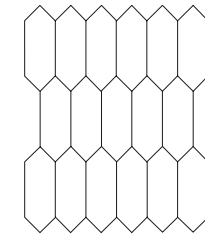
Beveled Arabesque  
Glazed Porcelain Mosaic  
Glossy

Colors: 3, 4, 5, 6, 7, 8, 9



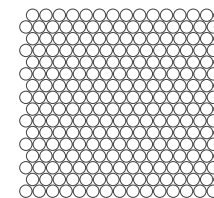
Scallop  
Glazed Porcelain Mosaic  
Glossy

Colors: 3, 4, 5, 6, 7, 8, 9



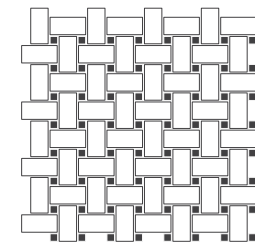
2 x 5 in / 4.6 x 12.8 cm  
Picket  
Glazed Porcelain Mosaic  
Glossy / Matte

Colors: 1, 2, 5, 6, 7, 8, 9



3/4 in / 1.9 cm  
Penny Round  
Glazed Porcelain Mosaic  
Glossy / Matte

Colors: 1, 2, 3, 4, 5, 6, 7, 8, 9



Basketweave  
Glazed Porcelain Mosaic  
Matte

Colors: 1, 2, 3, 4, 5




## Mosaics, *Retro Black*

A retro modern color with an enigmatic character and a shade of black that is full of mystery and flare.




2 x 6 in / 4.8 x 14.8 cm  
Herringbone Mosaic  
Glossy / Matte



2 x 6 in / 4.8 x 14.8 cm  
Brick Mosaic  
Glossy / Matte



2 x 2 in / 4.8 x 4.8 cm  
Mosaic  
Matte Glazed Porcelain  
Matte Unglazed Porcelain



2 in / 5.1 cm  
Hexagon Mosaic  
Matte Glazed Porcelain  
Matte Unglazed Porcelain



1 in / 2.3 cm  
Hexagon with insert Mosaic  
Matte



1 in / 2.3 cm  
Hexagon Mosaic  
Matte



2 x 5 in / 4.6 x 12.8 cm  
Picket Mosaic  
Glossy / Matte



3/4 in / 1.9 cm  
Penny Round Mosaic  
Glossy / Matte




Basketweave Mosaic  
Matte

## Mosaics, *Cement Chic*

A sensory stimulating grey that is shadowy and energetic, like the streets of a metropolitan city.



2 x 6 in / 4.8 x 14.8 cm  
Herringbone Mosaic  
Glossy / Matte



2 x 6 in / 4.8 x 14.8 cm  
Brick Mosaic  
Glossy / Matte



2 x 2 in / 4.8 x 4.8 cm  
Mosaic  
Matte



2 in / 5.1 cm  
Hexagon Mosaic  
Matte




1 in / 2.3 cm  
Hexagon with insert Mosaic  
Matte



1 in / 2.3 cm  
Hexagon Mosaic  
Matte



2 x 5 in / 4.6 x 12.8 cm  
Picket Mosaic  
Glossy / Matte



3/4 in / 1.9 cm  
Penny Round Mosaic  
Glossy / Matte




Basketweave Mosaic  
Matte

## Mosaics, *Cloud Blue*

A soft blue shadow that is capable of conveying a sense of depth and space in any environment.



2 x 6 in / 4.8 x 14.8 cm  
Herringbone Mosaic  
Glossy / Matte



2 x 6 in / 4.8 x 14.8 cm  
Brick Mosaic  
Glossy / Matte



2 in / 5.1 cm  
Hexagon Mosaic  
Matte



1 in / 2.3 cm  
Hexagon with insert Mosaic  
Matte



Beveled Arabesque Mosaic  
Glossy



Scallop Mosaic  
Glossy



3/4 in / 1.9 cm  
Penny Round Mosaic  
Glossy / Matte



Basketweave Mosaic  
Matte

## Mosaics, *Soft Sage*

A shade that lies somewhere between a soft yellow and a shadowy blue, which is soothing and close to nature.



2 x 6 in / 4.8 x 14.8 cm  
Herringbone Mosaic  
Glossy / Matte



2 x 6 in / 4.8 x 14.8 cm  
Brick Mosaic  
Glossy / Matte



2 in / 5.1 cm  
Hexagon Mosaic  
Matte



1 in / 2.3 cm  
Hexagon with insert Mosaic  
Matte



Beveled Arabesque Mosaic  
Glossy



Scallop Mosaic  
Glossy



3/4 in / 1.9 cm  
Penny Round Mosaic  
Glossy / Matte



Basketweave Mosaic  
Matte





Soho Soft Sage Scallop Glossy Mosaic



## Mosaics, *Loft Grey*


A luminous and cool blue-grey undertone that is reminiscent of daylight slowly dawning onto a palette of grey clouds.



2 x 6 in / 4.8 x 14.8 cm  
Herringbone Mosaic  
Glossy / Matte



2 x 6 in / 4.8 x 14.8 cm  
Brick Mosaic  
Glossy / Matte



2 x 2 in / 4.8 x 4.8 cm  
Mosaic  
Matte



2 in / 5.1 cm  
Hexagon Mosaic  
Matte



1 in / 2.3 cm  
Hexagon with insert Mosaic  
Matte



1 in / 2.3 cm  
Hexagon Mosaic  
Matte




2 x 5 in / 4.6 x 12.8 cm  
Picket Mosaic  
Glossy / Matte



Beveled Arabesque Mosaic  
Glossy



Scallop Mosaic  
Glossy



3/4 in / 1.9 cm  
Penny Round Mosaic  
Glossy / Matte



Basketweave Mosaic  
Matte

## Mosaics, *Halo Grey*

A warm and soft spoken color that is capable of speaking to the senses and offering soothing sense of light.



2 x 6 in / 4.8 x 14.8 cm  
Herringbone Mosaic  
Glossy / Matte



2 x 6 in / 4.8 x 14.8 cm  
Brick Mosaic  
Glossy / Matte



2 x 2 in / 4.8 x 4.8 cm  
Mosaic  
Matte Glazed Porcelain  
Matte Unglazed Porcelain



2 in / 5.1 cm  
Hexagon Mosaic  
Matte Glazed Porcelain  
Matte Unglazed Porcelain



1 in / 2.3 cm  
Hexagon Mosaic  
Matte




2 x 5 in / 4.6 x 12.8 cm  
Picket Mosaic  
Glossy / Matte



Beveled Arabesque Mosaic  
Glossy



Scallop Mosaic  
Glossy



3/4 in / 1.9 cm  
Penny Round Mosaic  
Glossy / Matte

# Mosaics, *Vintage Grey*


Luminescent like the moon, a warm and light shade with a calm and soothing appeal.



2 x 6 in / 4.8 x 14.8 cm  
Herringbone Mosaic  
Glossy / Matte



2 x 6 in / 4.8 x 14.8 cm  
Brick Mosaic  
Glossy / Matte



2 x 2 in / 4.8 x 4.8 cm  
Mosaic  
Matte Glazed Porcelain  
Matte Unglazed Porcelain



2 in / 5.1 cm  
Hexagon Mosaic  
Matte Glazed Porcelain  
Matte Unglazed Porcelain



1 in / 2.3 cm  
Hexagon Mosaic  
Matte




2 x 5 in / 4.6 x 12.8 cm  
Picket Mosaic  
Glossy / Matte



Beveled Arabesque Mosaic  
Glossy



Scallop Mosaic  
Glossy



3/4 in / 1.9 cm  
Penny Round Mosaic  
Glossy / Matte



2 x 5 in / 4.6 x 12.8 cm Soho Vintage Grey Picket Matte Mosaic



## Mosaics, *Gallery Grey*

A whispered tone. Fresh notes infused with a sense of steady calm.




2 x 6 in / 4.8 x 14.8 cm  
Herringbone Mosaic  
Glossy / Matte




2 x 6 in / 4.8 x 14.8 cm  
Brick Mosaic  
Glossy / Matte




2 x 2 in / 4.8 x 4.8 cm  
Mosaic  
Matte Glazed Porcelain  
Matte Unglazed Porcelain



2 in / 5.1 cm  
Hexagon Mosaic  
Matte Glazed Porcelain  
Matte Unglazed Porcelain



1 in / 2.3 cm  
Hexagon Mosaic  
Matte




2 x 5 in / 4.6 x 12.8 cm  
Picket Mosaic  
Glossy / Matte



Beveled Arabesque Mosaic  
Glossy



Scallop Mosaic  
Glossy



3/4 in / 1.9 cm  
Penny Round Mosaic  
Glossy / Matte

## Mosaics, *Canvas White*

A pure and complete color, whose brilliant neutrality creates refined and timeless beauty.



2 x 6 in / 4.8 x 14.8 cm  
Herringbone Mosaic  
Glossy / Matte



2 x 6 in / 4.8 x 14.8 cm  
Brick Mosaic  
Glossy / Matte



2 x 2 in / 4.8 x 4.8 cm  
Mosaic  
Matte



2 in / 5.1 cm  
Hexagon Mosaic  
Matte



1 in / 2.3 cm  
Hexagon Mosaic  
Matte



2 x 5 in / 4.6 x 12.8 cm  
Picket Mosaic  
Glossy / Matte



Beveled Arabesque Mosaic  
Glossy



Scallop Mosaic  
Glossy



3/4 in / 1.9 cm  
Penny Round Mosaic  
Glossy / Matte



## Soho, *Mosaics*

Soho mosaics offer a mix of classic configurations, such as penny rounds, squares, basketweaves and hexagons, and new refined shapes, including innovative designs for the elegant and exclusive Arabesque, Scallop, Picket, and Brick shapes. Further versatility has been added with matte unglazed porcelain mosaics in limited shapes. The wide variety of both glossy and matte finishes across the collection is ideally suited for today's multifaceted contemporary wall and floor applications.

2 x 5 in / 4.6 x 12.8 cm Soho Vintage Grey Picket Matte Mosaic

<i>Usage recommendations*</i>		GLOSSY GLAZED PORCELAIN		MATTE GLAZED PORCELAIN		MATTE UNGLAZED PORCELAIN	
		WALL	FLOOR	WALL	FLOOR	WALL	FLOOR
APPLICATION	RESIDENTIAL	•	•	•	•	•	•
	COMMERCIAL	•	•	•	•	•	•
	HEAVY COMMERCIAL	•		•		•	
EXTERIOR	RESIDENTIAL / COMMERCIAL	•		•		•	•

Please note that the Glossy Beveled Arabesque Mosaic and the Glossy Scallop Mosaic are only recommended to be used on the wall.

\* For additional information see Usage Recommendations on page 314

<i>Technical Information</i>			
DEEP / ABRASION RESISTANCE	ANSI / ISO	SCALLOP / ARABESQUE CLASS 0 MATTE CLASS 4	GLOSSY CLASS 3 UNGLAZED 202
SCRATCH HARDNESS	ANSI / ISO - (Mohs)	GLOSSY 5	MATTE 6 UNGLAZED 7
SHADE VARIATION		V1	
SLIP RESISTANCE	ANSI - DCOF (WET)	GLOSSY < 0.42	MATTE < 0.42 UNGLAZED > 0.65
	ISO - R VALUE	GLOSSY R(-)	MATTE R(-) UNGLAZED R10

For more details see technical and packaging information in the appendix





*Patterned Mosaics*  
A new panorama of decor.

# Color blends, patterns and finishes at a glance

## Color blends



Morning Blend  
(Canvas White, Vintage Grey, Soft Sage)

Afternoon Blend  
(Canvas White, Gallery Grey, Cloud Blue)


Evening Blend  
(Canvas White, Halo Grey, Cement Chic)




Midnight Blend  
(Canvas White, Loft Grey, Retro Black)

Dawn Blend  
(Canvas White, Cloud Blue, Retro Black)


## Patterns and finishes




Plaid Pattern Mosaic  
Matte




Chain Pattern Mosaic  
Matte




Cubic Pattern Mosaic  
Matte



Hexagon Pattern Mosaic  
Matte



Diamond Pattern Mosaic  
Matte



Soho Dawn Blend Chain Pattern Matte Mosaic




# Patterned mosaics, *Morning Blend*


A luminous and refined palette, whose perception of light lies in the morning's whispered tones.



Canvas White, Vintage Grey, Soft Sage



Soho Morning Blend Plaid Matte Mosaic



Plaid Pattern Mosaic  
Matte




Chain Pattern Mosaic  
Matte



Hexagon Pattern Mosaic  
Matte



Diamond Pattern Mosaic  
Matte



Cubic Pattern Mosaic  
Matte




# Patterned mosaics, *Afternoon Blend*

A symphony of blue and light grey with the ability to add musicality to any environment.



Canvas White, Gallery Grey, Cloud Blue



Soho Afternoon Blend Chain Matte Mosaic



Plaid Pattern Mosaic  
Matte



Chain Pattern Mosaic  
Matte



Hexagon Pattern Mosaic  
Matte



Diamond Pattern Mosaic  
Matte



Cubic Pattern Mosaic  
Matte



# Patterned mosaics, *Evening Blend*


The gentle seduction of the evening light expressed in a composition of warm nuances.



Canvas White, Halo Grey, Cement Chic




Soho Evening Blend Cubic Matte Mosaic




Plaid Pattern Mosaic  
Matte



Chain Pattern Mosaic  
Matte



Hexagon Pattern Mosaic  
Matte



Diamond Pattern Mosaic  
Matte



Cubic Pattern Mosaic  
Matte




# Patterned mosaics, *Midnight Blend*

Black and white tones, bold and dramatic. A palette that encloses all the magic of the night.




Soho Midnight Blend Diamond Matte Mosaic




Plaid Pattern Mosaic  
Matte



Chain Pattern Mosaic  
Matte



Hexagon Pattern Mosaic  
Matte



Diamond Pattern Mosaic  
Matte



Cubic Pattern Mosaic  
Matte




# Patterned mosaics, *Dawn Blend*


A sensory stimulating combination of white, blue, and black, which gives rise to a fresh palette of colors.



Canvas White, Cloud Blue, Retro Black



Soho Dawn Blend Hexagon Matte Mosaic




Plaid Pattern Mosaic Matte



Chain Pattern Mosaic Matte



Hexagon Pattern Mosaic Matte



Diamond Pattern Mosaic Matte



Cubic Pattern Mosaic Matte





## Soho, *Patterned Mosaics*

Sophisticated color combinations and exclusive patterns are offered through a refined collection of Patterned mosaics. They add great interest to large spaces or locations that are looking to add an classic accent to an interior design space on either the wall or floor.

On the wall: 1 in / 2,3 cm Soho Cement Chic Hexagon Matte Mosaic  
 On the floor: Soho Evening Blend Hexagon Pattern Matte Mosaic

Usage recommendations*		MATTE GLAZED PORCELAIN	
		WALL	FLOOR
APPLICATION	RESIDENTIAL	•	•
	COMMERCIAL	•	•
	HEAVY COMMERCIAL	•	
EXTERIOR	RESIDENTIAL / COMMERCIAL	•	

Technical Information		
ABRASION RESISTANCE	ANSI / ISO	CLASS 4
SCRATCH HARDNESS	ANSI / ISO - (Mohs)	MATTE 6
SHADE VARIATION		V1
SLIP RESISTANCE	ANSI - DCOF (WET)	MATTE < 0.42
	ISO - R VALUE	MATTE R(-)


\* For additional information see Usage Recommendations on page 314

For more details see technical and packaging information in the appendix



Station, *Color Body Porcelain*.

A classic midcentury terrazzo reinvented for contemporary spaces.



32 x 32 in / 80 x 80 cm Station Ash Matte Rectified Tile  
In the shower: 2 x 2 in / 5 x 5 cm Station Ash Matte Mosaic




## Colors at a glance


Inspired by the look of the natural grey Terrazzo compositions, a palette of four neutral colors ideal for contemporary interiors.



Ivory




Pearl



Ash


32 x 32 in / 80 x 80 cm image variations



Shadow

## Formats and finishes at a glance

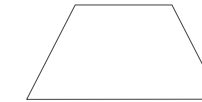
This collection offers a range of formats, shapes and sizes that are able to create unique and dynamic surface expressions. In particular, the half hexagon shape allows for dozens of patterns and interesting combinations.



32 x 32 in / 80 x 80 cm  
Rectified  
Matte



12 x 24 in / 30 x 60 cm  
Rectified  
Matte



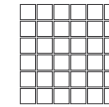
10 x 24 in / 25 x 57.9 cm  
Half Hexagon Rectified  
Matte

### Trim



3 x 24 in / 7.1 x 60 cm  
Bullnose  
Matte

### Mosaic



2 x 2 in / 5 x 5 cm  
Mosaic  
Matte

Usage recommendations*		MATTE COLOR BODY PORCELAIN	
APPLICATION		WALL	FLOOR
INTERIOR	RESIDENTIAL	•	•
	COMMERCIAL	•	•
	HEAVY COMMERCIAL	•	
EXTERIOR	RESIDENTIAL / COMMERCIAL	•	

\* For additional information see Usage Recommendations on page 314

Technical Information		
ABRASION RESISTANCE	ANSI / ISO	CLASS 4
SCRATCH HARDNESS	ANSI / ISO - (Mohs)	6
SHADE VARIATION		V3
SLIP RESISTANCE	ANSI - DCOF (WET)	MATTE ≥ 0.50
	ISO - R VALUE	MATTE R(-)

For more details see technical and packaging information in the appendix





On the wall: 32 x 32 in / 80 x 80 cm Station Ash Matte Rectified Tile  
On the floor: 10 x 24 in / 25 x 57.9 cm Station Pearl / Shadow Half Hex Matte Rectified Tile





Wood Inspiration.

*Amaya 238,  
Aspen 244, Muskoka 250.*



*Amaya, Glazed Porcelain.*  
Natural weathered wood reinterpreted in porcelain.  
A collection of elegant shades and warm tones.



8 x 48 in / 19.8 x 120.1 cm Amaya Walnut Matte Pressed Tile



8 x 48 in / 19.8 x 120.1 cm Amaya Walnut Matte Pressed Tile





## Colors at a glance

Highly contrasting earth tones with a great decorative value, offered in five color variations.



Ash



Blend



Natural



Tobacco



Walnut

14.8 x 90.2 cm image variations

## Formats and finishes at a glance

This collection is offered in a variety of sizes including a classic long and wide plank style.



8 x 48 in / 19.8 x 120.1 cm  
Pressed  
Matte



6 x 36 in / 14.8 x 90.2 cm  
Pressed  
Matte



6 x 24 in / 14.8 x 60.1 cm  
Pressed  
Matte

Usage recommendations*		MATTE GLAZED PORCELAIN	
		WALL	FLOOR
APPLICATION	RESIDENTIAL	•	•
	COMMERCIAL	•	•
	HEAVY COMMERCIAL	•	
EXTERIOR	RESIDENTIAL / COMMERCIAL	•	

\* For additional information see Usage Recommendations on page 314

Technical Information		
ABRASION RESISTANCE	ANSI / ISO	CLASS 4
SCRATCH HARDNESS	ANSI / ISO - (Mohs)	7
SHADE VARIATION		V4
SLIP RESISTANCE	ANSI - DCOF (WET)	MATTE ≥ 0.55
	ISO - R VALUE	MATTE R9

For more details see technical and packaging information in the appendix

Aspen, *Glazed Porcelain*.  
Providing an elegant hardwood look while conserving  
the Earth's natural resources.



8 x 48 in / 19.7 x 120 cm Aspen Paper Birch Matte Rectified Tile  
On the left wall: 3 x 6 in / 7.5 x 15 cm Soho Canvas White Beveled Glossy Pressed Tile





## Colors at a glance

A color palette inspired by Nature. With its variety of color nuances, Aspen recreates wood's essence and warmth in refined and natural tones.



Paper Birch



French Oak



Beachcomber



Sequoia



Ash  
6 x 36 in / 14.7 x 90 cm image variations



Grey Ridge

## Formats and finishes at a glance

The versatility of wood in a variety of colors, sizes and mosaics, perfect for most design styles and spaces.



8 x 48 in / 19.7 x 120 cm  
Rectified  
Matte

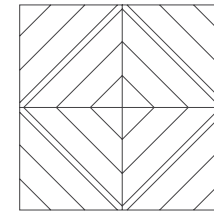


6 x 36 in / 14.7 x 90 cm  
Rectified  
Matte



4 x 24 in / 9.8 x 60 cm  
Rectified  
Matte

### *Mosaic*



Marquetry Mosaic  
Matte



## Aspen, *Marquetry Mosaics*

These mosaics integrate the sophisticated wood patterns into a refined composition that complements the wood planks they were created from. Thin contrasting lines come together to create a diamond shaped accent surrounded by the wooden patterns that surround it. Aspen's mosaics offer an endless potential of expression to most design spaces.



Paper Birch



French Oak



Ash



Beachcomber




Beachcomber  
with Statuario



Sequoia



Sequoia  
with Statuario



Grey Ridge



Grey Ridge  
with Statuario

### Usage recommendations\*

APPLICATION		MATTE GLAZED PORCELAIN	
		WALL	FLOOR
INTERIOR	RESIDENTIAL	•	•
	COMMERCIAL	•	•
	HEAVY COMMERCIAL	•	
EXTERIOR	RESIDENTIAL / COMMERCIAL	•	

### Technical Information

ABRASION RESISTANCE	ANSI / ISO	CLASS 4
SCRATCH HARDNESS	ANSI / ISO - (Mohs)	7
SHADE VARIATION		V3
SLIP RESISTANCE	ANSI - DCOF (WET)	MATTE ≥ 0.55
	ISO - R VALUE	MATTE R9

\* For additional information see Usage Recommendations on page 314

For more details see technical and packaging information in the appendix




Muskoka, *Glazed Porcelain*.  
The expressivity of raw natural wooden planks conveyed  
in a resilient porcelain design.



6 x 36 in / 15 x 90 cm Muskoka Charred Matte Pressed Tile

## Colors at a glance

A mix of emulated wood stains that accentuate the weathered wood look, ranging from light to dark and warm to cold.



Ash



Saddle



Smoke

6 x 36 in / 15 x 90 cm image variations



Charred

## Formats and finishes at a glance

The wide and elongated nature of these porcelain tiles help to match the contemporary look of today's wide wooden planks. Furthermore the porcelain construction of this product provides much greater resilience to water and other elements.



6 x 36 in / 15 x 90 cm  
Pressed  
Matte

<i>Usage recommendations*</i>		MATTE GLAZED PORCELAIN	
		WALL	FLOOR
APPLICATION	RESIDENTIAL	•	•
	COMMERCIAL	•	•
	HEAVY COMMERCIAL	•	
EXTERIOR	RESIDENTIAL / COMMERCIAL	•	•

\* For additional information see Usage Recommendations on page 314

<i>Technical Information</i>		
ABRASION RESISTANCE	ANSI / ISO	CLASS 4
SCRATCH HARDNESS	ANSI / ISO - (Mohs)	7
SHADE VARIATION		V3
SLIP RESISTANCE	ANSI - DCOF (WET)	MATTE ≥ 0.55
	ISO - R VALUE	MATTE R11

For more details see technical and packaging information in the appendix





Artisan Inspiration.

*Form 256, Marlow 264,  
Tapestri 270, Teramoda 278.*

Form, *Glazed Porcelain*.  
A retro modern collection that embodies unique design and décor motifs.




7 in / 17.5 cm Form Hexagon Ice Matte Pressed Tile






## Form, Tiles and Trims

A select variety of classic sizes and formats define the Form concrete collection: classic squares, decorative hexagons and bullnose trim pieces.



8 x 8 in / 20 x 20 cm  
Sand  
Pressed  
Matte



8 x 8 in / 20 x 20 cm  
Ice  
Pressed  
Matte



8 x 8 in / 20 x 20 cm  
Ivory  
Pressed  
Matte



8 x 8 in / 20 x 20 cm  
Tide  
Pressed  
Matte



8 x 8 in / 20 x 20 cm  
Graphite  
Pressed  
Matte



7 in / 17.5 cm Hexagon  
Sand  
Pressed  
Matte



7 in / 17.5 cm Hexagon  
Ice  
Pressed  
Matte



7 in / 17.5 cm Hexagon  
Ivory  
Pressed  
Matte



7 in / 17.5 cm Hexagon  
Tide  
Pressed  
Matte



7 in / 17.5 cm Hexagon  
Graphite  
Pressed  
Matte



7 in / 17.5 cm Hexagon Frame  
Sand  
Pressed  
Matte



7 in / 17.5 cm Hexagon Frame  
Ice  
Pressed  
Matte



7 in / 17.5 cm Hexagon Frame  
Ivory  
Pressed  
Matte



7 in / 17.5 cm Hexagon Frame  
Tide  
Pressed  
Matte



7 in / 17.5 cm Hexagon Frame  
Graphite  
Pressed  
Matte

### Trims



2 x 8 in / 4.7 x 20 cm  
Sand Bullnose  
Matte



2 x 8 in / 4.7 x 20 cm  
Ice Bullnose  
Matte



2 x 8 in / 4.7 x 20 cm  
Ivory Bullnose  
Matte



2 x 8 in / 4.7 x 20 cm  
Tide Bullnose  
Matte



2 x 8 in / 4.7 x 20 cm  
Graphite Bullnose  
Matte

Usage recommendations*		MATTE GLAZED PORCELAIN	
		WALL	FLOOR
INTERIOR	RESIDENTIAL	•	•
	COMMERCIAL	•	•
	HEAVY COMMERCIAL	•	
EXTERIOR	RESIDENTIAL / COMMERCIAL	•	

\* For additional information see Usage Recommendations on page 314

Technical Information		
ABRASION RESISTANCE	ANSI / ISO	CLASS 4
SCRATCH HARDNESS	ANSI / ISO - (Mohs)	6
SHADE VARIATION		V2
SLIP RESISTANCE	ANSI - DCOF (WET)	SQUARES ≥ 0.55 HEXAGONS ≥ 0.50
	ISO - R VALUE	SQUARES R9 HEXAGONS R(-)

For more details see technical and packaging information in the appendix





On the floor: 8 x 8 in / 20 x 20 cm Form Tide Deco Baroque Matte Pressed Tile  
On the wall: 8 x 8 in / 20 x 20 cm Form Monochrome Deco Stellar Matte Pressed Tile



## Form, *Decorative Tiles*

Variiegated graphics and floral decorations inspired by prototypical encaustic tiles, but designed with contemporary colors and character.



8 x 8 in / 20 x 20 cm  
Sand Deco Clover  
Pressed  
Matte



8 x 8 in / 20 x 20 cm  
Sand Deco Baroque  
Pressed  
Matte



8 x 8 in / 20 x 20 cm  
Sand Deco Northstar  
Pressed  
Matte



8 x 8 in / 20 x 20 cm  
Ice Deco Clover  
Pressed  
Matte



8 x 8 in / 20 x 20 cm  
Ice Deco Baroque  
Pressed  
Matte



8 x 8 in / 20 x 20 cm  
Ice Deco Northstar  
Pressed  
Matte



8 x 8 in / 20 x 20 cm  
Sand Deco Compass  
Pressed  
Matte




8 x 8 in / 20 x 20 cm  
Sand Deco Zenith  
Pressed  
Matte



8 x 8 in / 20 x 20 cm  
Sand Deco Diamond  
Pressed  
Matte



8 x 8 in / 20 x 20 cm  
Ice Deco Compass  
Pressed  
Matte



8 x 8 in / 20 x 20 cm  
Ice Deco Zenith  
Pressed  
Matte



8 x 8 in / 20 x 20 cm  
Ice Deco Diamond  
Pressed  
Matte



8 x 8 in / 20 x 20 cm  
Tide Deco Clover  
Pressed  
Matte



8 x 8 in / 20 x 20 cm  
Tide Deco Baroque  
Pressed  
Matte



8 x 8 in / 20 x 20 cm  
Tide Deco Northstar  
Pressed  
Matte



8 x 8 in / 20 x 20 cm  
Tide Deco Compass  
Pressed  
Matte




8 x 8 in / 20 x 20 cm  
Tide Deco Zenith  
Pressed  
Matte



8 x 8 in / 20 x 20 cm  
Tide Deco Diamond  
Pressed  
Matte



8 x 8 in / 20 x 20 cm  
Monochrome Deco Lotus  
Pressed  
Matte



8 x 8 in / 20 x 20 cm  
Monochrome Deco Stellar  
Pressed  
Matte



8 x 8 in / 20 x 20 cm  
Monochrome Deco Geo  
Pressed  
Matte

## Form, *Decorative Blends*

This collection is also available in randomized combinations of tile patterns that have been carefully created to generate an abstract composition across your installations.



8 x 8 in / 20 x 20 cm  
Sand Deco Blend  
Pressed  
Matte



8 x 8 in / 20 x 20 cm  
Ice Deco Blend  
Pressed  
Matte



8 x 8 in / 20 x 20 cm  
Tide Deco Blend  
Pressed  
Matte

### Usage recommendations\*

APPLICATION		MATTE GLAZED PORCELAIN	
		WALL	FLOOR
INTERIOR	RESIDENTIAL	•	•
	COMMERCIAL	•	•
	HEAVY COMMERCIAL	•	
EXTERIOR	RESIDENTIAL / COMMERCIAL	•	

\* For additional information see Usage Recommendations on page 314

### Technical Information

ABRASION RESISTANCE	ANSI / ISO	CLASS 4
SCRATCH HARDNESS	ANSI / ISO - (Mohs)	6
SHADE VARIATION		V2 - V4
SLIP RESISTANCE	ANSI - DCOF (WET)	MATTE ≥ 0.55
	ISO - R VALUE	MATTE R9

For more details see technical and packaging information in the appendix



Marlow, *Glazed Ceramic*.  
Contemporary subway tile with an artisanal surface expression.



3 x 12 in / 7.5 x 30 cm Marlow Tide Glossy Pressed Tile  
On the floor: 24 x 48 in / 60 x 120 cm Mjörk Clay Matte Rectified Tile






3 x 12 in / 7.5 x 30 cm Marlow Tide Glossy Tile

## Colors at a glance

A delicate and reflective color palette enhances the virtue of the Marlow collection.



Cloud



Mist



Desert



Earth



Tide

3 x 12 in / 7.5 x 30 cm image variations



Smoke

## Formats and finishes at a glance

The collection is offered in a classic rectangular form, in two sizes along with a complementary quarter round.




3 x 12 in / 7.5 x 30 cm  
Pressed  
Glossy / Matte (Cloud color)



3 x 6 in / 7.5 x 15 cm  
Pressed  
Glossy / Matte (Cloud color)

### Trim



12 in / 30 cm  
Quarter Round  
Glossy / Matte (Cloud color)

Usage recommendations*		GLOSSY GLAZED CERAMIC		MATTE GLAZED CERAMIC	
		WALL	FLOOR	WALL	FLOOR
INTERIOR	RESIDENTIAL	•		•	
	COMMERCIAL	•		•	
	HEAVY COMMERCIAL				
EXTERIOR	RESIDENTIAL / COMMERCIAL				

\* For additional information see Usage Recommendations on page 314

Technical Information			
ABRASION RESISTANCE	ANSI / ISO	GLOSSY CLASS 0	MATTE CLASS 0
SCRATCH HARDNESS	ANSI / ISO - (Mohs)	GLOSSY 4	MATTE 4
SHADE VARIATION		V1	
SLIP RESISTANCE	ANSI - DCOF (WET)	GLOSSY N/A	MATTE N/A
	ISO - R VALUE	GLOSSY N/A	MATTE N/A

For more details see technical and packaging information in the appendix



Tapestri, *Glazed Porcelain*.  
Experimenting with geometric designs, color tones and interweaving patterns.




8.5 in / 21.6 cm Tapestri Denim Blend Hexagon Matte Pressed Tile  
On the floor: 8 x 48 in / 19.7 x 120 cm Aspen Paper Birch Matte Rectified Tile



## Colors, formats and finishes at a glance

A versatile mix of delicate and neutral color tones combined with elegant and sophisticated design patterns. This collection is offered in two formats: square and hexagon. Hexagonal tiles are featured in both a cement look and a delicate patterned designs.




8 x 8 in / 20 x 20 cm  
Cashmere Blend  
Pressed  
Matte



8.5 in / 21.6 cm Hexagon  
Cashmere Blend  
Pressed  
Matte



8.5 in / 21.6 cm Hexagon  
Cashmere  
Pressed  
Matte




8 x 8 in / 20 x 20 cm  
Wool Blend  
Pressed  
Matte



8.5 in / 21.6 cm Hexagon  
Wool Blend  
Pressed  
Matte



8.5 in / 21.6 cm Hexagon  
Wool  
Pressed  
Matte




8 x 8 in / 20 x 20 cm  
Denim Blend  
Pressed  
Matte




8.5 in / 21.6 cm Hexagon  
Denim Blend  
Pressed  
Matte



8.5 in / 21.6 cm Hexagon  
Grey Denim  
Pressed  
Matte



8 x 8 in / 20 x 20 cm  
Silk Blend  
Pressed  
Matte



8.5 in / 21.6 cm Hexagon  
Silk Blend  
Pressed  
Matte



8.5 in / 21.6 cm Hexagon  
Silk  
Pressed  
Matte





8.5 in / 21.6 cm Tapestri Denim Blend Hexagon Matte Pressed Tile  
On the floor: 8 x 48 in / 19.7 x 120 cm Aspen Paper Birch Matte Rectified Tile







## Tapestri, *Key highlights*

Modern textile-inspired patterns are offered along with concrete look tiles in the Tapestri collection. The inclusion of a wide variety of pattern variations across this collection creates a personalized layout within each interior design space. It is a look that is well connected to both the traditional feel of encaustic tiles as well as the subtle and refined color nuances that are only able to be produced with today's contemporary high resolution printing techniques.

<i>Usage recommendations*</i>		MATTE GLAZED PORCELAIN	
		WALL	FLOOR
APPLICATION	RESIDENTIAL	•	•
	COMMERCIAL	•	•
	HEAVY COMMERCIAL	•	
EXTERIOR	RESIDENTIAL / COMMERCIAL	•	

\* For additional information see Usage Recommendations on page 314

<i>Technical Information</i>		
ABRASION RESISTANCE	ANSI / ISO	CLASS 4
SCRATCH HARDNESS	ANSI / ISO - (Mohs)	6
SHADE VARIATION		V2 - V4
SLIP RESISTANCE	ANSI - DCOF (WET)	MATTE ≥ 0.55
	ISO - R VALUE	MATTE R9

For more details see technical and packaging information in the appendix



Teramoda, *Glazed Ceramic*.

A rich and playful collection of perfectly irregular wall tiles, inspired by the artisanal feel of handmade ceramics.



3 x 12 in / 7.5 x 30 cm Teramoda Ink Glossy Pressed Tile  
On the floor: 8 x 48 in / 19.7 x 120 cm Aspen Grey Ridge Matte Rectified Tile



## Colors, formats and finishes at a glance

The beauty of colors comes alive in the Teramoda collection. Made of ceramic, they have an almost handmade feel thanks to their textured bodies and a high-shine finish. The ultimate balance and unexpected twist between a glossy look blended with the handcrafted charm of artisanal tiles. Available in three different formats, all with artistically uneven surfaces and irregular edges.



3 x 12 in / 7.5 x 30 cm  
Powder  
Pressed  
Glossy

12 in / 30 cm  
Powder Quarter Round  
Glossy



6 in / 15 cm Hexagon  
Powder  
Pressed  
Glossy



3 x 12 in / 7.5 x 30 cm  
Silver  
Pressed  
Glossy

12 in / 30 cm  
Silver Quarter Round  
Glossy



6 in / 15 cm Hexagon  
Silver  
Pressed  
Glossy



3 x 12 in / 7.5 x 30 cm  
Sky  
Pressed  
Glossy

12 in / 30 cm  
Sky Quarter Round  
Glossy



6 in / 15 cm Hexagon  
Sky  
Pressed  
Glossy



3 x 12 in / 7.5 x 30 cm  
Ink  
Pressed  
Glossy

12 in / 30 cm  
Ink Quarter Round  
Glossy



6 in / 15 cm Hexagon  
Ink  
Pressed  
Glossy



3 x 12 in / 7.5 x 30 cm  
Stone  
Pressed  
Glossy

12 in / 30 cm  
Stone Quarter Round  
Glossy



6 in / 15 cm Hexagon  
Stone  
Pressed  
Glossy



3 x 12 in / 7.5 x 30 cm  
Bamboo  
Pressed  
Glossy

12 in / 30 cm  
Bamboo Quarter Round  
Glossy



6 in / 15 cm Hexagon  
Bamboo  
Pressed  
Glossy



3 x 12 in / 7.5 x 30 cm  
Sterling  
Pressed  
Glossy

12 in / 30 cm  
Sterling Quarter Round  
Glossy



6 in / 15 cm Hexagon  
Sterling  
Pressed  
Glossy



3 x 12 in / 7.5 x 30 cm  
Charcoal  
Pressed  
Glossy

12 in / 30 cm  
Charcoal Quarter Round  
Glossy



6 in / 15 cm Hexagon  
Charcoal  
Pressed  
Glossy



3 x 12 in / 7.5 x 30 cm  
Petal  
Pressed  
Glossy

12 in / 30 cm  
Petal Quarter Round  
Glossy



6 in / 15 cm Hexagon  
Petal  
Pressed  
Glossy



3 x 12 in / 7.5 x 30 cm  
Emerald  
Pressed  
Glossy

12 in / 30 cm  
Emerald Quarter Round  
Glossy



6 in / 15 cm Hexagon  
Emerald  
Pressed  
Glossy




Color and shine: new, perfectly irregular designs  
to create dynamism.



6 in / 15 cm Teramoda Emerald Hexagon Glossy Pressed Tile



3 x 12 in / 7.5 x 30 cm Teramoda Powder Glossy Pressed Tile  
On the floor: 32 x 32 in / 80 x 80 cm Station Pearl Matte Rectified Tile







## Teramoda, *Key highlights*

This playful and colorful collection of wall tiles features two versatile shapes with a super glossy, elegant surface finish. Each tile is crafted with an uneven edge, designed to give a unique, handmade look. Walls become colorful, the surfaces lively; the Teramoda collection defines new ways to liven interiors.

3 x 12 in / 7.5 x 30 cm Teramoda Petal Glossy Pressed Tile

Usage recommendations*		GLOSSY GLAZED CERAMIC	
		WALL	FLOOR
INTERIOR	RESIDENTIAL	•	
	COMMERCIAL	•	
	HEAVY COMMERCIAL		
EXTERIOR	RESIDENTIAL / COMMERCIAL		

\* For additional information see Usage Recommendations on page 314

Technical Information		
ABRASION RESISTANCE	ANSI / ISO	CLASS 0
SCRATCH HARDNESS	ANSI / ISO - (Mohs)	2
SHADE VARIATION		V2
SLIP RESISTANCE	ANSI - DCOF (WET)	GLOSSY N/A
	ISO - R VALUE	GLOSSY N/A

For more details see technical and packaging information in the appendix





Textile Inspiration.  
*Belgian Linen 290, Crossweave 296.*



Belgian Linen, *Color Body Porcelain*.  
The intersection of intricately woven linen with the resilience of enduring porcelain.



12 x 24 in / 30 x 60 cm Belgian Linen Fog Matte Rectified Tile




Exquisite patterns providing a delicate textured look.




## Colors at a glance


Light and warm colors from a muted palette of earthy tones. Creamy-whites, soft beiges and warm greys.




Ivory




Natural



Fog



Mist



Mica


12 x 24 / 30 x 60 cm image variations

## Formats and finishes at a glance

A mix of two primary tile sizes and a range of reciprocal mosaics formats, including a selection of popular random strip, stacked and basketweave mosaics.



12 x 24 in / 30 x 60 cm  
Rectified  
Matte




6 x 24 in / 15 x 60 cm  
Rectified  
Matte

### Trim



3 x 12 in / 7.1 x 29.8 cm  
Bullnose  
Matte

### Mosaic



2 x 2 in / 5 x 5 cm  
Basketweave Mosaic  
Matte

### Specialty Mosaics



1 x 4 in / 2.5 x 10 cm  
Stacked Mosaic  
Light Blend  
Matte



1 x 4 in / 2.5 x 10 cm  
Stacked Mosaic  
Dark Blend  
Matte



Random Strip  
Mosaic  
Light Blend  
Matte



Random Strip  
Mosaic  
Dark Blend  
Matte

Usage recommendations*		MATTE COLOR BODY PORCELAIN	
APPLICATION		WALL	FLOOR
INTERIOR	RESIDENTIAL	•	•
	COMMERCIAL	•	•
	HEAVY COMMERCIAL	•	
EXTERIOR	RESIDENTIAL / COMMERCIAL	•	

\* For additional information see Usage Recommendations on page 314

Technical Information		
ABRASION RESISTANCE	ANSI / ISO	CLASS 4
SCRATCH HARDNESS	ANSI / ISO - (Mohs)	7
SHADE VARIATION		V1
SLIP RESISTANCE	ANSI - DCOF (WET)	MATTE ≥ 0.50
	ISO - R VALUE	MATTE R9

For more details see technical and packaging information in the appendix

Crossweave, *Color Body Porcelain*.

A modern interpretation of a delicate fabric-weave recreated in porcelain.

Comforting and stimulating.



24 x 24 in / 60 x 60 cm Crossweave Flax Matte Rectified Tile  
On the counter: 8 x 8 in / 20 x 20 cm Marrakesh Grey Mix Matte Pressed Tile




Fashion forward textures.



24 x 24 in / 60 x 60 cm Crossweave Flax Matte Rectified Tile

## Colors at a glance


The delicate and neutral color palette of the Crossweave collection enhances the comfort expressed through its textile inspiration.



Parchment



Canvas



Flax



Heather Grey




Shade

24 x 24 in / 60 x 60 cm image variations

## Formats and finishes at a glance

The collection is offered in a classic square and rectangular form, along with basketweave mosaics and bullnose.



24 x 24 in / 60 x 60 cm  
Rectified  
Matte




12 x 24 in / 30 x 60 cm  
Rectified  
Matte

### Trim



3 x 24 in / 7.2 x 60 cm  
Bullnose  
Matte

### Mosaic



2 x 2 in / 5 x 5 cm  
Basketweave Mosaic

Usage recommendations*		MATTE COLOR BODY PORCELAIN	
APPLICATION		WALL	FLOOR
INTERIOR	RESIDENTIAL	•	•
	COMMERCIAL	•	•
	HEAVY COMMERCIAL	•	
EXTERIOR	RESIDENTIAL / COMMERCIAL	•	

\* For additional information see Usage Recommendations on page 314

Technical Information		
ABRASION RESISTANCE	ANSI / ISO	CLASS 4
SCRATCH HARDNESS	ANSI / ISO - (Mohs)	6
SHADE VARIATION		V1
SLIP RESISTANCE	ANSI - DCOF (WET)	MATTE ≥ 0.50
	ISO - R VALUE	MATTE R (-)

For more details see technical and packaging information in the appendix



## Appendix.

*Technical and packaging  
specifications 304,  
Usage recommendations 314,  
Installation instructions 316,  
Care and maintenance 317,  
Warranty 318.*

# Technical and packaging information

DESCRIPTION	ACTUAL	THICKNESS	INTERIOR RESIDENTIAL / COMMERCIAL	INTERIOR HEAVY COMMERCIAL	EXTERIOR RESIDENTIAL / COMMERCIAL	WATER ABSORPTION ANSI / ISO (%)	ABRAISION OR DEEP ABRAISION RESISTANCE ANSI / ISO
-------------	--------	-----------	-----------------------------------	---------------------------	-----------------------------------	---------------------------------	---

## Stone Inspiration

### Classic

18 x 18 in / 45 x 45 cm MATTE PRESSED GLAZED PORCELAIN	450 x 450 mm	8.2 mm	WALL / FLOOR	WALL	WALL	< 0.5%	CLASS 4
12 x 24 in / 30 x 60 cm MATTE PRESSED GLAZED PORCELAIN	300 x 600 mm	8.4 mm	WALL / FLOOR	WALL	WALL	< 0.5%	CLASS 4
12 x 12 in / 30 x 30 cm MATTE PRESSED GLAZED PORCELAIN	300 x 300 mm	7.4 mm	WALL / FLOOR	WALL	WALL	< 0.5%	CLASS 4
6 x 12 in / 15 x 30 cm GLOSSY PRESSED GLAZED CERAMIC	150 x 300 mm	8.1 mm	WALL			10% ≤E ≤16% - P4	CLASS 0
3 x 6 in / 7.5 x 20 cm MATTE PRESSED GLAZED CERAMIC	75 x 150 mm	6.7 mm	WALL			10% ≤E ≤16% - P4	CLASS 0

### Davenport

16 x 32 in / 40 x 80 cm MATTE PRESSED GLAZED PORCELAIN	400 x 800 mm	9.3 mm	WALL / FLOOR	WALL	WALL	< 0.5%	CLASS 4
12 x 24 in / 30 x 60 cm MATTE PRESSED GLAZED PORCELAIN	300 x 600 mm	8.4 mm	WALL / FLOOR	WALL	WALL	< 0.5%	CLASS 4
13 x 13 in / 33 x 33 cm MATTE PRESSED GLAZED PORCELAIN	330 x 330 mm	7.1 mm	WALL / FLOOR	WALL	WALL	< 0.5%	CLASS 4

### La Marca

24 x 48 in / 60 x 120 cm HONED RECTIFIED GLAZED PORCELAIN	600 x 1200 mm	10.3 mm	WALL / FLOOR	WALL	WALL	< 0.5%	CLASS 4
24 x 48 in / 60 x 120 cm POLISHED RECTIFIED GLAZED PORCELAIN	600 x 1200 mm	10.3 mm	WALL / FLOOR	WALL	WALL	< 0.5%	CLASS 4
32 x 32 in / 80 x 80 cm HONED RECTIFIED GLAZED PORCELAIN	800 x 800 mm	11.5 mm	WALL / FLOOR	WALL	WALL	< 0.5%	CLASS 4
32 x 32 in / 80 x 80 cm POLISHED RECTIFIED GLAZED PORCELAIN	800 x 800 mm	11.5 mm	WALL / FLOOR	WALL	WALL	< 0.5%	CLASS 4
24 x 24 in / 60 x 60 cm HONED RECTIFIED GLAZED PORCELAIN	600 x 600 mm	9.3 mm	WALL / FLOOR	WALL	WALL	< 0.5%	CLASS 4
24 x 24 in / 60 x 60 cm POLISHED RECTIFIED GLAZED PORCELAIN	600 x 600 mm	9.3 mm	WALL / FLOOR	WALL	WALL	< 0.5%	CLASS 4
12 x 24 in / 30 x 60 cm HONED RECTIFIED GLAZED PORCELAIN	300 x 600 mm	8.4 mm	WALL / FLOOR	WALL	WALL	< 0.5%	CLASS 4
12 x 24 in / 30 x 60 cm POLISHED RECTIFIED GLAZED PORCELAIN	300 x 600 mm	8.4 mm	WALL / FLOOR	WALL	WALL	< 0.5%	CLASS 4
4 x 12 in / 9.8 x 30 cm HONED RECTIFIED GLAZED PORCELAIN	98 x 300 mm	8.4 mm	WALL / FLOOR	WALL	WALL	< 0.5%	CLASS 4
4 x 12 in / 9.8 x 30 cm POLISHED RECTIFIED GLAZED PORCELAIN	98 x 300 mm	8.4 mm	WALL / FLOOR	WALL	WALL	< 0.5%	CLASS 4

### Mayfair

24 x 48 in / 60 x 120 cm POLISHED RECTIFIED GLAZED PORCELAIN	600 x 1200 mm	9 mm	WALL / FLOOR	WALL	WALL	< 0.5%	CLASS 4
16 x 32 in / 40 x 80 cm MATTE RECTIFIED GLAZED PORCELAIN	400 x 800 mm	9 mm	WALL / FLOOR	WALL	WALL	< 0.5%	CLASS 4
16 x 32 in / 40 x 80 cm POLISHED RECTIFIED GLAZED PORCELAIN	400 x 800 mm	9 mm	WALL / FLOOR	WALL	WALL	< 0.5%	CLASS 4
24 x 24 in / 60 x 60 cm MATTE RECTIFIED GLAZED PORCELAIN	600 x 600 mm	8.3 mm	WALL / FLOOR	WALL	WALL	< 0.5%	CLASS 4
24 x 24 in / 60 x 60 cm POLISHED RECTIFIED GLAZED PORCELAIN	600 x 600 mm	8.3 mm	WALL / FLOOR	WALL	WALL	< 0.5%	CLASS 4
12 x 24 in / 30 x 60 cm MATTE RECTIFIED GLAZED PORCELAIN	300 x 600 mm	8.3 mm	WALL / FLOOR	WALL	WALL	< 0.5%	CLASS 4
12 x 24 in / 30 x 60 cm POLISHED RECTIFIED GLAZED PORCELAIN	300 x 600 mm	8.3 mm	WALL / FLOOR	WALL	WALL	< 0.5%	CLASS 4
10.5 x 32 in / 26.5 x 80 cm POLISHED RECTIFIED GLAZED PORCELAIN	265 x 800 mm	9 mm	WALL / FLOOR	WALL	WALL	< 0.5%	CLASS 4
4 x 12 in / 9.5 x 30 cm POLISHED RECTIFIED GLAZED PORCELAIN	95 x 300 mm	8.5 mm	WALL / FLOOR	WALL	WALL	< 0.5%	CLASS 4

### Mjörk

24 x 48 in / 60 x 120 cm MATTE RECTIFIED COLOR BODY PORCELAIN	600 x 1200 mm	10.3 mm	WALL / FLOOR	WALL	WALL	≤0.4%	CLASS 4
32 x 32 in / 80 x 80 cm MATTE RECTIFIED COLOR BODY PORCELAIN	800 x 800 mm	11.5 mm	WALL / FLOOR	WALL	WALL	≤0.4%	CLASS 4
12 x 24 in / 30 x 60 cm MATTE RECTIFIED COLOR BODY PORCELAIN	300 x 600 mm	8.4 mm	WALL / FLOOR	WALL	WALL	≤0.4%	CLASS 4

SCRATCH HARDNESS ANSI / ISO (Mohs)	BREAKING STRENGTH ANSI - (LBF) / ISO - (N)	SHADE VARIATION	SLIP RESISTANCE ANSI - DCOF (WET) ISO - R VALUE	CHEMICAL RESISTANCE ANSI / ISO	STAIN RESISTANCE ANSI / ISO	FROST RESISTANCE ANSI / ISO	M <sup>2</sup> SKID	SQFT SKID	KGS. SKID	LBS. SKID
------------------------------------	--	-----------------	---	--------------------------------	-----------------------------	-----------------------------	---------------------	-----------	-----------	-----------

7	>300 / >1300	V2	≥0.50 / R (+)	CLASS A	CLASS A / CLASS 5	PASS	36.92	397.28	738.86	1628.91
7	>300 / >1300	V2	≥0.50 / R (+)	CLASS A	CLASS A / CLASS 5	PASS	46.08	512	833.85	1838.34
7	>300 / >1300	V2	≥0.50 / R (+)	CLASS A	CLASS A / CLASS 5	PASS	53.82	598	916.54	2020.64
4	>230 / >1000	V2		CLASS B	CLASS B / CLASS 4	NOT RESISTANT	64	704	904.97	1995.13
4	>230 / >1000	V2		CLASS B	CLASS B / CLASS 4	NOT RESISTANT	85	914.6	1330	2932.16

8	≥350 / >1500	V3	≥0.50 / R10	CLASS A	CLASS A / CLASS 5	PASS	28.16	330.72	603.53	1446.24
8	≥350 / >1500	V3	≥0.50 / R10	CLASS A	CLASS A / CLASS 5	PASS	46.08	496	876.7	1932.8
8	≥350 / >1500	V3	≥0.50 / R10	CLASS A	CLASS A / CLASS 5	PASS	69.6	749.36	1186.5	2615.8

5	≥360 / >1600	V2	≥0.50 / R (+)	CLASS A	CLASS A / CLASS 5	PASS	40.32	434	937.2	2066.19
5	≥360 / >1600	V2	<0.42 / R (+)	CLASS A	CLASS A / CLASS 5	PASS	40.32	434	937.2	2066.19
5	≥360 / >1600	V2	≥0.50 / R (+)	CLASS A	CLASS A / CLASS 5	PASS	40.96	440.96	1071.09	2361.36
5	≥360 / >1600	V2	<0.42 / R (+)	CLASS A	CLASS A / CLASS 5	PASS	40.96	440.96	1080.02	2381.04
5	≥360 / >1600	V2	≥0.50 / R (+)	CLASS A	CLASS A / CLASS 5	PASS	46.08	496	908.17	2002.18
5	≥360 / >1600	V2	<0.42 / R (+)	CLASS A	CLASS A / CLASS 5	PASS	46.08	496	955.03	2105.5
5	≥360 / >1600	V2	≥0.50 / R (+)	CLASS A	CLASS A / CLASS 5	PASS	46.08	496	861.84	1900.04
5	≥360 / >1600	V2	<0.42 / R (+)	CLASS A	CLASS A / CLASS 5	PASS	46.08	496	861.84	1900.04
5	≥360 / >1600	V2	≥0.50 / R (+)	CLASS A	CLASS A / CLASS 5	PASS	52.8	568.2	1007.51	2221.2
5	≥360 / >1600	V2	<0.42 / R (+)	CLASS A	CLASS A / CLASS 5	PASS	52.8	568.2	1007.51	2221.2

5	≥500 / >2200	V2	<0.42 / R (+)	CLASS A	CLASS A / CLASS 5	PASS	47.52	511.5	1020	2248.72
6	≥500 / >2200	V2	≥0.42 / R (+)	CLASS A	CLASS A / CLASS 5	PASS	61.44	661.44	1295.03	2855.06
5	≥500 / >2200	V2	<0.42 / R (+)	CLASS A	CLASS A / CLASS 5	PASS	61.44	661.44	1295.03	2855.06
6	≥450 / >2000	V2	≥0.42 / R (+)	CLASS A	CLASS A / CLASS 5	PASS	51.84	558	1025.03	2259.81
5	≥450 / >2000	V2	<0.42 / R (+)	CLASS A	CLASS A / CLASS 5	PASS	51.84	558	1025.03	2259.81
6	≥450 / >2000	V2	≥0.42 / R (+)	CLASS A	CLASS A / CLASS 5	PASS	51.84	558	1024.95	2259.65
5	≥450 / >2000	V2	<0.42 / R (+)	CLASS A	CLASS A / CLASS 5	PASS	51.84	558	1024.95	2259.65
5	≥500 / >2200	V2	<0.42 / R (+)	CLASS A	CLASS A / CLASS 5	PASS	68.58	738.18	1251.69	2759.51
5	≥450 / >2000	V2	<0.42 / R (+)	CLASS A	CLASS A / CLASS 5	PASS	46.44	500.04	992.74	2188.62

9	>400 / >1750	V2	≥0.50 / R10	CLASS A	CLASS A / CLASS 5	PASS	40.32	434	952.6	2100.13
9	>400 / >1750	V2	≥0.50 / R10	CLASS A	CLASS A / CLASS 5	PASS	40.96	440.96	1090.28	2403.66
9	>380 / >1650	V2	≥0.50 / R10	CLASS A	CLASS A / CLASS 5	PASS	46.08	496	861.72	1899.78

\*Test values are based on ANSI / ISO standards according to: ANSI A137.1 (Section 6), ISO 13006 (Section 7), EN 14411 (Section 8). Variances in test values can occur in different production lots.

\*\*While the information has been presented with all due care, Anatolia Tile + Stone Inc, does not warrant the information is free from errors or omission. Actual colors may vary depending on product.



# Technical and packaging specifications

DESCRIPTION	ACTUAL	THICKNESS	INTERIOR RESIDENTIAL / COMMERCIAL	INTERIOR HEAVY COMMERCIAL	EXTERIOR RESIDENTIAL / COMMERCIAL	WATER ABSORPTION ANSI / ISO (%)	ABRAISION OR DEEP ABRAISION RESISTANCE ANSI / ISO
-------------	--------	-----------	-----------------------------------	---------------------------	-----------------------------------	---------------------------------	---

## Nord

24 x 48 in / 59.5 x 119.5 cm MATTE RECTIFIED COLOR BODY PORCELAIN	595 x 1195 mm	10 mm	WALL / FLOOR	WALL	WALL	< 0.5%	CLASS 4
24 x 24 in / 59.5 x 59.5 cm MATTE RECTIFIED COLOR BODY PORCELAIN	595 x 595 mm	9 mm	WALL / FLOOR	WALL	WALL	< 0.5%	CLASS 4
12 x 24 in / 29.5 x 59.5 cm MATTE RECTIFIED COLOR BODY PORCELAIN	295 x 595 mm	9 mm	WALL / FLOOR	WALL	WALL	< 0.5%	CLASS 4

## Plata

24 x 48 in / 60 x 120 cm MATTE RECTIFIED GLAZED PORCELAIN	600 x 1200 mm	9 mm	WALL / FLOOR	WALL	WALL	< 0.5%	CLASS 4
24 x 48 in / 60 x 120 cm POLISHED RECTIFIED GLAZED PORCELAIN	600 x 1200 mm	9 mm	WALL / FLOOR	WALL	WALL	< 0.5%	CLASS 4
24 x 24 in / 60 x 60 cm MATTE RECTIFIED GLAZED PORCELAIN	600 x 600 mm	8.5 mm	WALL / FLOOR	WALL	WALL	< 0.5%	CLASS 4
24 x 24 in / 60 x 60 cm POLISHED RECTIFIED GLAZED PORCELAIN	600 x 600 mm	8.5 mm	WALL / FLOOR	WALL	WALL	< 0.5%	CLASS 4
12 x 24 in / 30 x 60 cm MATTE RECTIFIED GLAZED PORCELAIN	300 x 600 mm	8.5 mm	WALL / FLOOR	WALL	WALL	< 0.5%	CLASS 4
12 x 24 in / 30 x 60 cm POLISHED RECTIFIED GLAZED PORCELAIN	300 x 600 mm	8.5 mm	WALL / FLOOR	WALL	WALL	< 0.5%	CLASS 4

## Raffino

12 x 36 in / 30 x 90 cm MATTE RECTIFIED GLAZED CERAMIC	300 x 900 mm	10 mm	WALL			10% ≤E ≤16% - P4	CLASS 0
12 x 36 in / 30 x 90 cm ALTO MATTE RECTIFIED GLAZED CERAMIC	300 x 900 mm	10 mm	WALL			10% ≤E ≤16% - P4	CLASS 0
12 x 36 in / 30 x 90 cm CURVA MATTE RECTIFIED GLAZED CERAMIC	300 x 900 mm	10 mm	WALL			10% ≤E ≤16% - P4	CLASS 0
3 x 12 in / 7.5 x 30 cm ARTISAN MATTE PRESSED GLAZED CERAMIC	75 x 300 mm	9 mm	WALL			10% ≤E ≤16% - P4	CLASS 0

## Regency

12 x 24 in / 30 x 60 cm MATTE PRESSED GLAZED PORCELAIN	300 x 600 mm	8.4 mm	WALL / FLOOR	WALL	WALL	< 0.5%	CLASS 4
13 x 13 in / 33 x 33 cm MATTE PRESSED GLAZED PORCELAIN	330 x 330 mm	7.1 mm	WALL / FLOOR	WALL	WALL	< 0.5%	CLASS 4
10 x 20 in / 25 x 50 cm GLOSSY PRESSED GLAZED CERAMIC	250 x 500 mm	8 mm	WALL			10% ≤E ≤16% - P4	CLASS 0

## Contemporary Inspiration

### Ceraforge

32 x 32 in / 80 x 80 cm MATTE RECTIFIED COLOR BODY PORCELAIN	800 x 800 mm	10.5 mm	WALL / FLOOR	WALL	WALL	< 0.5%	CLASS 4
24 x 24 in / 60 x 60 cm MATTE RECTIFIED COLOR BODY PORCELAIN	600 x 600 mm	9.5 mm	WALL / FLOOR	WALL	WALL	< 0.5%	CLASS 4
16 x 32 in / 39.8 x 80 cm MATTE RECTIFIED COLOR BODY PORCELAIN	398 x 800 mm	10.5 mm	WALL / FLOOR	WALL	WALL	< 0.5%	CLASS 4
12 x 24 in / 29.8 x 60 cm MATTE RECTIFIED COLOR BODY PORCELAIN	298 x 600 mm	9.5 mm	WALL / FLOOR	WALL	WALL	< 0.5%	CLASS 4

### Industria

24 x 48 in / 60 x 120 cm MATTE RECTIFIED COLOR BODY PORCELAIN	600 x 1200 mm	10.3 mm	WALL / FLOOR	WALL	WALL	< 0.5%	CLASS 4
32 x 32 in / 80 x 80 cm MATTE RECTIFIED COLOR BODY PORCELAIN	800 x 800 mm	11.5 mm	WALL / FLOOR	WALL	WALL	< 0.5%	CLASS 4
24 x 24 in / 60 x 60 cm MATTE RECTIFIED COLOR BODY PORCELAIN	600 x 600 mm	9.3 mm	WALL / FLOOR	WALL	WALL	< 0.5%	CLASS 4
12 x 24 in / 30 x 60 cm MATTE RECTIFIED COLOR BODY PORCELAIN	300 x 600 mm	8.4 mm	WALL / FLOOR	WALL	WALL	< 0.5%	CLASS 4

SCRATCH HARDNESS ANSI / ISO (Mohs)	BREAKING STRENGTH ANSI - (LBF) / ISO - (N)	SHADE VARIATION	SLIP RESISTANCE ANSI - DCOF (WET) ISO - R VALUE	CHEMICAL RESISTANCE ANSI / ISO	STAIN RESISTANCE ANSI / ISO	FROST RESISTANCE ANSI / ISO	M² SKID	SQFT SKID	KGS. SKID	LBS. SKID
------------------------------------	--	-----------------	---	--------------------------------	-----------------------------	-----------------------------	---------	-----------	-----------	-----------

9	>400 / >1750	V2	≥0.50 / R10	CLASS A	CLASS A / CLASS 5	PASS	42.6	458.4	964.84	2127.13
9	>400 / >1750	V2	≥0.50 / R10	CLASS A	CLASS A / CLASS 5	PASS	45.44	488.96	939.87	2072.06
9	>380 / >1650	V2	≥0.50 / R10	CLASS A	CLASS A / CLASS 5	PASS	44.8	482.24	944.98	2083.33

7	≥380 / >1600	V2	≥0.50 / R(-)	CLASS A	CLASS A / CLASS 5	PASS	47.52	511.5	1034.05	2279.71
6	≥380 / >1600	V2	<0.42 / R(-)	CLASS A	CLASS A / CLASS 5	PASS	47.52	511.5	1034.05	2279.71
7	≥380 / >1600	V2	≥0.50 / R(-)	CLASS A	CLASS A / CLASS 5	PASS	51.84	558	1020.58	2250
6	≥380 / >1600	V2	<0.42 / R(-)	CLASS A	CLASS A / CLASS 5	PASS	51.84	558	1020.58	2250
7	≥380 / >1600	V2	≥0.50 / R(-)	CLASS A	CLASS A / CLASS 5	PASS	51.84	558	1016.07	2240.07
6	≥380 / >1600	V2	<0.42 / R(-)	CLASS A	CLASS A / CLASS 5	PASS	51.84	558	1016.07	2240.07

2	>230 / >1020	V2		CLASS B	CLASS B / CLASS 4	NOT RESISTANT	27	290.6	466.02	1027.4
2	>230 / >1020	V2		CLASS B	CLASS B / CLASS 4	NOT RESISTANT	27	290.6	466.02	1027.4
2	>230 / >1020	V2		CLASS B	CLASS B / CLASS 4	NOT RESISTANT	27	290.6	466.02	1027.4
2	>230 / >1020	V2		CLASS B	CLASS B / CLASS 4	NOT RESISTANT	51.84	558.19	721.1	1589.76

7	≥450 / ≥2000	V3	≥0.55 / R (-)	CLASS A	CLASS A / CLASS 5	PASS	46.08	496	859.98	1895.94
7	≥400 / >1750	V3	≥0.55 / R (-)	CLASS A	CLASS A / CLASS 5	PASS	64.8	697.68	1082.31	2386.1
4	≥230 / >1000	V3		CLASS B	CLASS B / CLASS 4	NOT RESISTANT	66	710.16	974.75	2148.96

6	≥330 / ≥1400	V3	≥0.50 / R (-)	CLASS A	CLASS A / CLASS 5	PASS	51.2	551.2	1204.59	2655.68
6	≥330 / ≥1400	V3	≥0.50 / R (-)	CLASS A	CLASS A / CLASS 5	PASS	43.2	465	885.92	1953.12
6	≥330 / ≥1400	V3	≥0.50 / R (-)	CLASS A	CLASS A / CLASS 5	PASS	30.48	328.08	729.99	1609.36
6	≥330 / ≥1400	V3	≥0.50 / R (-)	CLASS A	CLASS A / CLASS 5	PASS	45.76	492.48	938.24	2068.48

9	≥450 / ≥2000	V3	≥0.55 / R 10	CLASS A	CLASS A / CLASS 5	PASS	40.32	434	927.01	2043.72
9	≥450 / ≥2000	V3	≥0.55 / R 10	CLASS A	CLASS A / CLASS 5	PASS	40.96	440.96	1071.4	2362.05
9	≥450 / ≥2000	V3	≥0.55 / R 10	CLASS A	CLASS A / CLASS 5	PASS	43.2	465	893.21	1969.21
9	≥450 / ≥2000	V3	≥0.55 / R 10	CLASS A	CLASS A / CLASS 5	PASS	46.08	496	864.04	1904.9

\*Test values are based on ANSI / ISO standards according to: ANSI A137.1 (Section 6), ISO 13006 (Section 7), EN 14411 (Section 8). Variances in test values can occur in different production lots.

\*\*While the information has been presented with all due care, Anatolia Tile + Stone Inc, does not warrant the information is free from errors or omission. Actual colors may vary depending on product.

# Technical and packaging specifications

DESCRIPTION	ACTUAL	THICKNESS	INTERIOR RESIDENTIAL / COMMERCIAL	INTERIOR HEAVY COMMERCIAL	EXTERIOR RESIDENTIAL / COMMERCIAL	WATER ABSORPTION ANSI / ISO (%)	ABRAISION OR DEEP ABRAISION RESISTANCE ANSI / ISO
12 x 24 in / 30 x 60 cm AMPLITUDE GLOSSY RECTIFIED GLAZED CERAMIC	300 x 600 mm	10 mm	WALL			10% ≤E ≤16% - P4	CLASS 0
12 x 24 in / 30 x 60 cm MODULATION GLOSSY RECTIFIED GLAZED CERAMIC	300 x 600 mm	10 mm	WALL			10% ≤E ≤16% - P4	CLASS 0
12 x 24 in / 30 x 60 cm OBLIQUE GLOSSY RECTIFIED GLAZED CERAMIC	300 x 600 mm	10 mm	WALL			10% ≤E ≤16% - P4	CLASS 0
12 x 24 in / 30 x 60 cm PLANE MATTE RECTIFIED GLAZED CERAMIC	300 x 600 mm	10 mm	WALL			10% ≤E ≤16% - P4	CLASS 0
12 x 24 in / 30 x 60 cm PLANE GLOSSY RECTIFIED GLAZED CERAMIC	300 x 600 mm	10 mm	WALL			10% ≤E ≤16% - P4	CLASS 0
12 x 24 in / 30 x 60 cm PRIZMATIC GLOSSY RECTIFIED GLAZED CERAMIC	300 x 600 mm	10 mm	WALL			10% ≤E ≤16% - P4	CLASS 0

## Nexus

16 x 32 in / 39.8 x 80 cm MATTE PRESSED GLAZED PORCELAIN	398 x 800 mm	9.3 mm	WALL / FLOOR	WALL	WALL	< 0.5%	CLASS 4
12 x 24 in / 30 x 60 cm MATTE PRESSED GLAZED PORCELAIN	300 x 600 mm	9.5 mm	WALL / FLOOR	WALL	WALL	< 0.5%	CLASS 4
13 x 13 in / 33 x 33 cm MATTE PRESSED GLAZED PORCELAIN	330 x 330 mm	8 mm	WALL / FLOOR	WALL	WALL	< 0.5%	CLASS 4

## Prima – Unglazed: Warm White, Mica, Smoke, Charcoal

24 x 24 in / 60 x 60 cm MATTE RECTIFIED UNGLAZED PORCELAIN	600 x 600 mm	9 mm	WALL / FLOOR	WALL / FLOOR	WALL	< 0.5%	136
24 x 24 in / 60 x 60 cm POLISHED RECTIFIED UNGLAZED PORCELAIN	600 x 600 mm	8.5 mm	WALL / FLOOR	WALL / FLOOR	WALL	< 0.5%	135
12 x 24 in / 29.8 x 60 cm MATTE RECTIFIED UNGLAZED PORCELAIN	298 x 600 mm	9 mm	WALL / FLOOR	WALL / FLOOR	WALL	< 0.5%	136
12 x 24 in / 29.8 x 60 cm POLISHED RECTIFIED UNGLAZED PORCELAIN	298 x 600 mm	8.5 mm	WALL / FLOOR	WALL / FLOOR	WALL	< 0.5%	135
12 x 12 in / 29.8 x 29.8 cm MATTE RECTIFIED UNGLAZED PORCELAIN	298 x 298 mm	9 mm	WALL / FLOOR	WALL / FLOOR	WALL	< 0.5%	136
12 x 12 in / 29.8 x 29.8 cm POLISHED RECTIFIED UNGLAZED PORCELAIN	298 x 298 mm	8.5 mm	WALL / FLOOR	WALL / FLOOR	WALL	< 0.5%	135

## Prima – Glazed: True White

24 x 48 in / 60 x 120 cm POLISHED RECTIFIED GLAZED PORCELAIN	600 x 1200 mm	9.5 mm	WALL / FLOOR	WALL	WALL	< 0.5%	CLASS 4
24 x 48 in / 60 x 120 cm MATTE RECTIFIED GLAZED PORCELAIN	600 x 1200 mm	9.5 mm	WALL / FLOOR	WALL	WALL	< 0.5%	CLASS 4
24 x 24 in / 60 x 60 cm MATTE RECTIFIED GLAZED PORCELAIN	600 x 600 mm	9 mm	WALL / FLOOR	WALL	WALL	< 0.5%	CLASS 4
24 x 24 in / 60 x 60 cm POLISHED RECTIFIED GLAZED PORCELAIN	600 x 600 mm	9 mm	WALL / FLOOR	WALL	WALL	< 0.5%	CLASS 4
12 x 24 in / 29.8 x 60 cm MATTE RECTIFIED GLAZED PORCELAIN	298 x 600 mm	9 mm	WALL / FLOOR	WALL	WALL	< 0.5%	CLASS 4
12 x 24 in / 29.8 x 60 cm POLISHED RECTIFIED GLAZED PORCELAIN	298 x 600 mm	9 mm	WALL / FLOOR	WALL	WALL	< 0.5%	CLASS 4
12 x 12 in / 29.8 x 29.8 cm MATTE RECTIFIED GLAZED PORCELAIN	298 x 298 mm	9 mm	WALL / FLOOR	WALL	WALL	< 0.5%	CLASS 4
12 x 12 in / 29.8 x 29.8 cm POLISHED RECTIFIED GLAZED PORCELAIN	298 x 298 mm	8.5 mm	WALL / FLOOR	WALL	WALL	< 0.5%	CLASS 4

## Soho

8 x 24 in / 20 x 40 cm GLOSSY PRESSED GLAZED CERAMIC	200 x 600 mm	9 mm	WALL			10% ≤E ≤18% - P4	CLASS 0
8 x 16 in / 20 x 40 cm GLOSSY PRESSED GLAZED CERAMIC	200 x 400 mm	8 mm	WALL			10% ≤E ≤18% - P4	CLASS 0
4 x 16 in / 10 x 40 cm GLOSSY PRESSED GLAZED CERAMIC	100 x 400 mm	8 mm	WALL			10% ≤E ≤18% - P4	CLASS 0
4 x 16 in / 10 x 40 cm MATTE PRESSED GLAZED CERAMIC	100 x 400 mm	8 mm	WALL			10% ≤E ≤18% - P4	CLASS 0
4 x 12 in / 10 x 30 cm GLOSSY PRESSED GLAZED CERAMIC	100 x 300 mm	8 mm	WALL			10% ≤E ≤18% - P4	CLASS 0
4 x 12 in / 10 x 30 cm BEVELED GLOSSY PRESSED GLAZED CERAMIC	100 x 300 mm	9 mm	WALL			10% ≤E ≤18% - P4	CLASS 0
6 x 6 in / 15 x 15 cm GLOSSY PRESSED GLAZED CERAMIC	150 x 150 mm	7 mm	WALL			10% ≤E ≤18% - P4	CLASS 0
3 x 6 in / 7.5 x 15 cm GLOSSY PRESSED GLAZED CERAMIC	75 x 150 mm	7 mm	WALL			10% ≤E ≤18% - P4	CLASS 0
3 x 6 in / 7.5 x 15 cm MATTE PRESSED GLAZED CERAMIC	75 x 150 mm	7 mm	WALL			10% ≤E ≤18% - P4	CLASS 0
3 x 6 in / 7.5 x 15 cm BEVELED GLOSSY PRESSED GLAZED CERAMIC	75 x 150 mm	8 mm	WALL			10% ≤E ≤18% - P4	CLASS 0
2 x 12 in / 5 x 30 cm MATTE PRESSED GLAZED CERAMIC	50 x 300 mm	9 mm	WALL			10% ≤E ≤18% - P4	CLASS 0
2 x 12 in / 5 x 30 cm GLOSSY PRESSED GLAZED CERAMIC	50 x 300 mm	9 mm	WALL			10% ≤E ≤18% - P4	CLASS 0

\*Test values are based on ANSI / ISO standards according to: ANSI A137.1 (Section 6), ISO 13006 (Section 7), EN 14411 (Section 8). Variances in test values can occur in different production lots.

\*\*While the information has been presented with all due care, Anatolia Tile + Stone Inc, does not warrant the information is free from errors or omission. Actual colors may vary depending on product.

SCRATCH HARDNESS ANSI / ISO (Mohs)	BREAKING STRENGTH ANSI - (LBF) / ISO - (N)	SHADE VARIATION	SLIP RESISTANCE ANSI - DCOF (WET) ISO - R VALUE	CHEMICAL RESISTANCE ANSI / ISO	STAIN RESISTANCE ANSI / ISO	FROST RESISTANCE ANSI / ISO	M <sup>2</sup> SKID	SQFT SKID	KGS. SKID	LBS. SKID
4	>230 / >950	V1		CLASS B	CLASS B / CLASS 4	NOT RESISTANT	46.08	496	820.04	1807.88
4	>230 / >950	V1		CLASS B	CLASS B / CLASS 4	NOT RESISTANT	46.08	496	820.04	1807.88
4	>230 / >950	V1		CLASS B	CLASS B / CLASS 4	NOT RESISTANT	46.08	496	820.04	1807.88
4	>230 / >950	V1		CLASS B	CLASS B / CLASS 4	NOT RESISTANT	46.08	496	820.04	1807.88
4	>230 / >950	V1		CLASS B	CLASS B / CLASS 4	NOT RESISTANT	46.08	496	820.04	1807.88
4	>230 / >950	V1		CLASS B	CLASS B / CLASS 4	NOT RESISTANT	46.08	496	820.04	1807.88

7	≥450 / ≥2000	V3	≥0.50 / R 10	CLASS A	CLASS A / CLASS 5	PASS	30.72	330.72	681.26	1501.92
7	≥450 / ≥2000	V3	≥0.50 / R 10	CLASS A	CLASS A / CLASS 5	PASS	46.08	496	928.49	2046.98
7	≥450 / ≥2000	V3	≥0.50 / R 10	CLASS A	CLASS A / CLASS 5	PASS	65.32	702.88	1102.35	2430.28

9	≥500 / ≥2200	V1	≥0.50 / R (+)	CLASS A	CLASS A / CLASS 5	PASS	51.84	558	1059	2334.7
8	≥450 / ≥2000	V1	<0.42 / R (+)	CLASS A	CLASS B / CLASS 4	PASS	51.84	558	974.01	2147.33
9	≥500 / ≥2200	V1	≥0.50 / R (+)	CLASS A	CLASS A / CLASS 5	PASS	51.48	554.04	1047.94	2310.33
8	≥450 / ≥2000	V1	<0.42 / R (+)	CLASS A	CLASS B / CLASS 4	PASS	51.48	554.04	969.96	2138.4
9	≥500 / ≥2200	V1	≥0.50 / R (+)	CLASS A	CLASS A / CLASS 5	PASS	54.88	590.8	929.88	2050.05
8	≥450 / ≥2000	V1	<0.42 / R (+)	CLASS A	CLASS B / CLASS 4	PASS	54.88	590.8	839.07	1849.84

6	≥450 / ≥2000	V1	≥0.42 / R (+)	CLASS A	CLASS B / CLASS 4	PASS	47.52	511.5	1020	2248.72
6	≥450 / ≥2000	V1	<0.42 / R (+)	CLASS A	CLASS A / CLASS 5	PASS	47.52	511.5	1020	2248.72
6	≥450 / ≥2000	V1	≥0.42 / R (+)	CLASS A	CLASS A / CLASS 5	PASS	51.84	558	1059.98	2336.86
6	≥450 / ≥2000	V1	<0.42 / R (+)	CLASS A	CLASS B / CLASS 4	PASS	51.84	558	1059.98	2336.86
6	≥450 / ≥2000	V1	≥0.42 / R (+)	CLASS A	CLASS A / CLASS 5	PASS	51.48	554.04	1047.94	2310.33
6	≥450 / ≥2000	V1	<0.42 / R (+)	CLASS A	CLASS B / CLASS 4	PASS	51.48	554.04	1050.03	2314.94
6	≥450 / ≥2000	V1	≥0.42 / R (+)	CLASS A	CLASS A / CLASS 5	PASS	54.88	590.8	1118.2	2465.23
6	≥450 / ≥2000	V1	<0.42 / R (+)	CLASS A	CLASS B / CLASS 4	PASS	54.88	590.8	1118.2	2465.23

2	>240 / >1050	V1		CLASS B	CLASS B / CLASS 4	NOT RESISTANT	51.84	558	800.46	1764.72
2	>240 / >1050	V1		CLASS B	CLASS B / CLASS 4	NOT RESISTANT	54.72	588.81	758.57	1672.38
2	>240 / >1050	V1		CLASS B	CLASS B / CLASS 4	NOT RESISTANT	70	753.2	966.83	2131.5
2	>240 / >1050	V1		CLASS B	CLASS B / CLASS 4	NOT RESISTANT	70	753.2	978.73	2157.75
2	>240 / >1050	V1		CLASS B	CLASS B / CLASS 4	NOT RESISTANT	54	581.4	734	1618.2
2	>240 / >1050	V1		CLASS B	CLASS B / CLASS 4	NOT RESISTANT	64.8	697.68	899.41	1982.88
2	>230 / >1000	V1		CLASS B	CLASS B / CLASS 4	NOT RESISTANT	113.85	1237.4	1349.56	2975.28
2	>230 / >1000	V1		CLASS B	CLASS B / CLASS 4	NOT RESISTANT	84.15	935	1028.03	2266.44
2	>230 / >1000	V1		CLASS B	CLASS B / CLASS 4	NOT RESISTANT	84.15	935	1112.86	2453.44
2	>230 / >1000	V1		CLASS B	CLASS B / CLASS 4	NOT RESISTANT	55.44	596.96	692.94	1527.68
2	>230 / >1000	V1		CLASS B	CLASS B / CLASS 4	NOT RESISTANT	47.52	511.2	1152.45	2540.73
2	>230 / >1000	V1		CLASS B	CLASS B / CLASS 4	NOT RESISTANT	47.52	511.2	1152.45	2540.73



# Technical and packaging specifications

DESCRIPTION	ACTUAL	THICKNESS	INTERIOR RESIDENTIAL / COMMERCIAL	INTERIOR HEAVY COMMERCIAL	EXTERIOR RESIDENTIAL / COMMERCIAL	WATER ABSORPTION ANSI / ISO (%)	ABRAISION OR DEEP ABRAISION RESISTANCE ANSI / ISO
-------------	--------	-----------	-----------------------------------	---------------------------	-----------------------------------	---------------------------------	---

## Station

32 x 32 in / 80 x 80 cm MATTE RECTIFIED COLOR BODY PORCELAIN	800 x 800 mm	11.5 mm	WALL / FLOOR	WALL	WALL	<0.5%	CLASS 4
12 x 24 in / 30 x 60 MATTE RECTIFIED COLOR BODY PORCELAIN	300 x 600 mm	8.4 mm	WALL / FLOOR	WALL	WALL	<0.5%	CLASS 4
10 x 24 in / 25 x 57.9 cm HALF HEXAGON MATTE RECTIFIED COLOR BODY PORCELAIN	250 x 579 mm	8.4 mm	WALL / FLOOR	WALL	WALL	<0.5%	CLASS 4

## Wood Inspiration

### Amaya

8 x 48 in / 19.8 x 120.1 cm MATTE PRESSED GLAZED PORCELAIN	197.5 x 1201 mm	10 mm	WALL / FLOOR	WALL	WALL	< 0.5%	CLASS 4
6 x 36 in / 14.8 x 90.2 cm MATTE PRESSED GLAZED PORCELAIN	148 x 901.6 mm	9 mm	WALL / FLOOR	WALL	WALL	< 0.5%	CLASS 4
6 x 24 in / 14.8 x 60.1 cm MATTE PRESSED GLAZED PORCELAIN	148 x 600.6 mm	9 mm	WALL / FLOOR	WALL	WALL	< 0.5%	CLASS 4

### Aspen

8 x 48 in / 19.7 x 120 cm MATTE RECTIFIED GLAZED PORCELAIN	197 x 1200 mm	10.3 mm	WALL / FLOOR	WALL	WALL	< 0.5%	CLASS 4
6 x 36 in / 14.7 x 90 cm MATTE RECTIFIED GLAZED PORCELAIN	147 x 900 mm	10 mm	WALL / FLOOR	WALL	WALL	< 0.5%	CLASS 4
4 x 24 in / 9.8 x 60 cm MATTE RECTIFIED GLAZED PORCELAIN	98 x 600 mm	10.3 mm	WALL / FLOOR	WALL	WALL	< 0.5%	CLASS 4

### Muskoka

6 x 36 in / 15 x 90 cm MATTE PRESSED GLAZED PORCELAIN	150 x 900 mm	9.4 mm	WALL / FLOOR	WALL	WALL / FLOOR	< 0.5%	CLASS 4
---	--------------	--------	--------------	------	--------------	--------	---------

## Artisan Inspiration

### Form

8 x 8 in / 20 x 20 cm MATTE PRESSED GLAZED PORCELAIN	200 x 200 mm	9 mm	WALL / FLOOR	WALL	WALL	< 0.5%	CLASS 4
8 x 8 in / 20 x 20 cm DECO MATTE PRESSED GLAZED PORCELAIN	200 x 200 mm	9 mm	WALL / FLOOR	WALL	WALL	< 0.5%	CLASS 4
7 in / 17.5 cm HEXAGON MATTE PRESSED GLAZED PORCELAIN	175 x 200 mm	9 mm	WALL / FLOOR	WALL	WALL	< 0.5%	CLASS 4

### Marlow

3 x 12 in / 7.5 x 30 cm GLOSSY PRESSED GLAZED CERAMIC	75 x 300 mm	9.5 mm	WALL			10% ≤E ≤18% - P4	CLASS 0
3 x 12 in / 7.5 x 30 cm MATTE PRESSED GLAZED CERAMIC	75 x 300 mm	9.5 mm	WALL			10% ≤E ≤18% - P4	CLASS 0
3 x 6 in / 7.5 x 15 cm GLOSSY PRESSED GLAZED CERAMIC	75 x 150 mm	9.5 mm	WALL			10% ≤E ≤18% - P4	CLASS 0
3 x 6 in / 7.5 x 15 cm MATTE PRESSED GLAZED CERAMIC	75 x 150 mm	9.5 mm	WALL			10% ≤E ≤18% - P4	CLASS 0

SCRATCH HARDNESS ANSI / ISO (Mohs)	BREAKING STRENGTH ANSI - (LBF) / ISO - (N)	SHADE VARIATION	SLIP RESISTANCE ANSI - DCOF (WET) ISO - R VALUE	CHEMICAL RESISTANCE ANSI / ISO	STAIN RESISTANCE ANSI / ISO	FROST RESISTANCE ANSI / ISO	M <sup>2</sup> SKID	SQFT SKID	KGS. SKID	LBS. SKID
------------------------------------	--	-----------------	---	--------------------------------	-----------------------------	-----------------------------	---------------------	-----------	-----------	-----------

6	≥360 / ≥1600	V3	≥0.50 / R (-)	CLASS A	CLASS A / CLASS 5	PASS	40.96	440.96	1071.37	2361.97
6	≥360 / ≥1600	V3	≥0.50 / R (-)	CLASS A	CLASS A / CLASS 5	PASS	46.08	496.64	863.11	1902.85
6	≥360 / ≥1600	V3	≥0.50 / R (-)	CLASS A	CLASS A / CLASS 5	PASS	27.84	299.52	577.57	1273.34

7	≥330 / ≥1400	V4	≥0.55 / R9	CLASS A	CLASS A / CLASS 5	PASS	39.6	422.73	895.34	1973.89
7	≥300 / ≥1300	V4	≥0.55 / R9	CLASS A	CLASS A / CLASS 5	PASS	42.12	468	828.18	1825.83
7	≥300 / ≥1300	V4	≥0.55 / R9	CLASS A	CLASS A / CLASS 5	PASS	50.4	560	983.27	2167.76

7	≥300 / ≥1700	V3	≥0.55 / R9	CLASS A	CLASS A / CLASS 5	PASS	42.75	460.35	1015.03	2237.77
7	≥300 / ≥1700	V3	≥0.55 / R9	CLASS A	CLASS A / CLASS 5	PASS	50.88	547.68	1162.12	2562.04
7	≥300 / ≥1700	V3	≥0.55 / R9	CLASS A	CLASS A / CLASS 5	PASS	49.56	533.4	1138.47	2509.92

7	≥300 / ≥1300	V3	≥0.55 / R 11	CLASS A	CLASS A / CLASS 5	PASS	57	613.8	1269.16	2798.04
---	--------------	----	--------------	---------	-------------------	------	----	-------	---------	---------

6	≥310 / ≥1300	V2	≥0.55 / R9	CLASS A	CLASS A / CLASS 5	PASS	55.08	592.92	1169.86	2579.12
6	≥310 / ≥1300	V4	≥0.55 / R9	CLASS A	CLASS A / CLASS 5	PASS	55.08	592.92	1169.86	2579.12
6	≥310 / ≥1300	V2	≥0.50 / R (-)	CLASS A	CLASS A / CLASS 5	PASS	43.68	470.4	915.96	2019.36

4	>270 / >1200	V1	N/A	CLASS A	CLASS A / CLASS 5	NOT RESISTANT	43.56	469.04	685.83	1512.01
4	>270 / >1200	V1	N/A	CLASS A	CLASS A / CLASS 5	NOT RESISTANT	43.56	469.04	685.83	1512.01
4	>270 / >1200	V1	N/A	CLASS A	CLASS A / CLASS 5	NOT RESISTANT	43.56	469.04	641.05	1413.28
4	>270 / >1200	V1	N/A	CLASS A	CLASS A / CLASS 5	NOT RESISTANT	43.56	469.04	641.05	1413.28

\*Test values are based on ANSI / ISO standards according to: ANSI A137.1 (Section 6), ISO 13006 (Section 7), EN 14411 (Section 8). Variances in test values can occur in different production lots.

\*\*While the information has been presented with all due care, Anatolia Tile + Stone Inc, does not warrant the information is free from errors or omission. Actual colors may vary depending on product.

# Technical and packaging specifications

DESCRIPTION	ACTUAL	THICKNESS	INTERIOR RESIDENTIAL / COMMERCIAL	INTERIOR HEAVY COMMERCIAL	EXTERIOR RESIDENTIAL / COMMERCIAL	WATER ABSORPTION ANSI / ISO (%)	ABRAISION OR DEEP ABRAISION RESISTANCE ANSI / ISO
<i>Tapestri</i>							
8 x 8 in / 20 x 20 cm BLEND MATTE PRESSED GLAZED PORCELAIN	200 x 200 mm	9 mm	WALL / FLOOR	WALL	WALL	< 0.5%	CLASS 4
8.5 in / 21.6 cm HEXAGON BLEND MATTE PRESSED GLAZED PORCELAIN	215 x 250 mm	9 mm	WALL / FLOOR	WALL	WALL	< 0.5%	CLASS 4
8.5 in / 21.6 cm HEXAGON MATTE PRESSED GLAZED PORCELAIN	215 x 250 mm	9 mm	WALL / FLOOR	WALL	WALL	< 0.5%	CLASS 4

<i>Teramoda</i>							
6 in / 15 cm HEXAGON GLOSSY PRESSED GLAZED CERAMIC	150 x 173 mm	9 mm	WALL			10% ≤E ≤18% - P4	CLASS 0
3 x 12 in / 7.5 x 30 cm GLOSSY PRESSED GLAZED CERAMIC	75 x 300 mm	9 mm	WALL			10% ≤E ≤18% - P4	CLASS 0

## Textile Inspiration

<i>Belgian Linen</i>							
12 x 24 in / 30 x 60 cm MATTE RECTIFIED COLOR BODY PORCELAIN	300 x 600 mm	9 mm	WALL / FLOOR	WALL	WALL	< 0.5%	CLASS 4
6 x 24 in / 15 x 60 cm MATTE RECTIFIED COLOR BODY PORCELAIN	150 x 600 mm	9 mm	WALL / FLOOR	WALL	WALL	< 0.5%	CLASS 4

<i>Crossweave</i>							
24 x 24 in / 60 x 60 cm MATTE RECTIFIED COLOR BODY PORCELAIN	600 x 600 mm	9.6 mm	WALL / FLOOR	WALL	WALL	< 0.5%	CLASS 4
12 x 24 in / 30 x 60 cm MATTE RECTIFIED COLOR BODY PORCELAIN	300 x 600 mm	9.6 mm	WALL / FLOOR	WALL	WALL	< 0.5%	CLASS 4

SCRATCH HARDNESS ANSI / ISO (Mohs)	BREAKING STRENGTH ANSI - (LBF) / ISO - (N)	SHADE VARIATION	SLIP RESISTANCE ANSI - DCOF (WET) ISO - R VALUE	CHEMICAL RESISTANCE ANSI / ISO	STAIN RESISTANCE ANSI / ISO	FROST RESISTANCE ANSI / ISO	M <sup>2</sup> SKID	SQFT SKID	KGS. SKID	LBS. SKID
6	≥310 / ≥1300	V4	≥0.55 / R9	CLASS A	CLASS A / CLASS 5	PASS	55.08	592.92	1143.01	2519.91
6	≥310 / ≥1300	V4	≥0.55 / R9	CLASS A	CLASS A / CLASS 5	PASS	55.08	592.92	1143.01	2519.91
6	≥310 / ≥1300	V2	≥0.55 / R9	CLASS A	CLASS A / CLASS 5	PASS	45.54	490.38	812.25	1790.71

2	>240 / >1000	V2		CLASS B	CLASS B / CLASS 4	NOT RESISTANT	39.68	426.88	628.9	1386.49
2	>240 / >1000	V2		CLASS B	CLASS B / CLASS 4	NOT RESISTANT	47.52	511.68	715.61	1577.66

## Textile Inspiration

7	>350 / >1500	V1	≥0.50 / R9	CLASS A	CLASS A / CLASS 5	PASS	46.08	496	934.41	2060.04
7	>350 / >1500	V1	≥0.50 / R9	CLASS A	CLASS A / CLASS 5	PASS	43.2	465.2	861.97	1900.32

6	≥450 / ≥2000	V1	≥0.50 / R (-)	CLASS A	CLASS A / CLASS 5	PASS	46.08	496	960.02	2116.5
6	≥450 / ≥2000	V1	≥0.50 / R (-)	CLASS A	CLASS A / CLASS 5	PASS	45.76	492.48	928.02	2045.95

\*Test values are based on ANSI / ISO standards according to: ANSI A137.1 (Section 6), ISO 13006 (Section 7), EN 14411 (Section 8). Variances in test values can occur in different production lots.

\*\*While the information has been presented with all due care, Anatolia Tile + Stone Inc, does not warrant the information is free from errors or omission. Actual colors may vary depending on product.



## Usage recommendations: factors to consider

The following are the criteria used for Anatolia's Usage Recommendations for each specified wall / floor applications and are not ANSI/ISO standards:

<i>Wall Application Criteria</i>					
		STAIN RESISTANCE (ASTM C1378)	CHEMICAL RESISTANCE (ASTM C650)	BREAKING STRENGTH (ASTM C648)	FROST RESISTANCE (ASTM C1026)
INTERIOR	RESIDENTIAL	min. Class B	min. Class B	as Reported	as Reported
	COMMERCIAL	min. Class B	min. Class B	as Reported	as Reported
	HEAVY COMMERCIAL	min. Class B	min. Class B	min 275 lbf	as Reported
EXTERIOR	RESIDENTIAL / COMMERCIAL	min. Class B	min. Class B	min 275 lbf	Pass

<i>Floor Application Criteria</i>								
		STAIN RESISTANCE (ASTM C1378)	CHEMICAL RESISTANCE (ASTM C650)	ABRASION RESISTANCE (ASTM C1027)	DEEP ABRASION (ASTM C1243)	BREAKING STRENGTH (ASTM C648)	FROST RESISTANCE (ASTM C1026)	DCOF (ANSI A137.1)
INTERIOR	RESIDENTIAL	min. Class B	min. Class B	min. Class 3	-	min 250 lbf	as Reported	as Reported
	COMMERCIAL	min. Class A	min. Class A	min. Class 4	-	min 275 lbf	as Reported	as Reported
	HEAVY COMMERCIAL	min. Class A	min. Class A	min. Class 5	Max. 175 mm <sup>3</sup>	min 275 lbf	as Reported	as Reported
EXTERIOR	RESIDENTIAL / COMMERCIAL	min. Class B	min. Class B	min. Class 4	-	min 275 lbf	Pass	> 0.60

## Usage examples

(includes, but is not limited to)

INTERIOR	RESIDENTIAL	Family dwellings
	COMMERCIAL	Car dealerships, restaurants, shopping areas, hotels
	HEAVY COMMERCIAL	Airports, public transit stations, large public stadiums
EXTERIOR	RESIDENTIAL / COMMERCIAL	Patios, walkways, porches

## Installation instructions

### Preparing to Install Floor Tile

Before tile installation, please ensure enough cartons for the entire project are obtained of the same caliber, shade, and tonality. Tile cutting, wastage and installation patterns will necessitate having extra tiles available for the job.

It is also recommended to save extra tiles from the same lot in case any future replacements are required. Work with a professional to calculate how much tile will be required and to plan or perform the installation. All tiles should be inspected for any visual defects prior to installation. For best results in any tile project, tiles must be blended from various cartons to achieve an aesthetically consistent blend to avoid forming any unwanted patterns in your new floor.

### Preparing the Substrate

The substrate must be properly prepared before laying any tile. It is not recommended to install tile directly onto a wood sub-floor. No matter how firm the sub-floor the plywood will expand and contract at a different rate than the tile, causing cracks to develop in the grout lines or tiles over time. On a plywood sub-floor, you need either a layer of cement backer board or an underlayment membrane between the sub-floor and tile for the thin-set adhesive to achieve a good bond. When applying cement backer board over a plywood sub-floor, be sure to adhere the two surfaces together with thin-set adhesive and screw the cement backer board down with special screws that countersink into the backer board. Ensure a suitable sub-floor / substrate that meets the geographical building code requirements for your region. Make sure the sub-floor is uniform, level, the right thickness and in good condition. Clear the substrate of any dirt, debris or contaminants that can prevent adhesion. It is recommended to consult a professional installer to determine if there are any special requirements for your project.

### Dry Layout

Mark the centre of two opposing walls and snap a chalk line between these two marks. Do the same thing for the other two walls, forming a cross in the centre of the work space. Check if the inner section is square. This cross section will identify the starting point of the tile. Lay the tiles loosely along each of the reference lines use tile spacers for a more accurate measurement. Leave approximately a. inch between the perimeter tiles and the walls or cabinets to allow some room for expansion. If the gap between the last full tile and the wall is less than a half tile, adjust the reference lines to make the tiles wider along the perimeter, keeping equal widths on each parallel side. Once the reference lines are set, remove the loose laid tile. For larger areas, mark a grid of 3' squares along the floor, creating smaller work areas, allowing you to ensure accuracy and to adjust where necessary as you go.

### Installing Floor Tiles

Start by mixing the thinset mortar to the recommended consistency in workable batches. You will start laying the tiles at the cross section in the centre of the room, as per the reference lines, and work out from there so the full tiles are in the centre of the room and any cut tiles will be along the edge. Starting at the cross section in the room, spread the thinset with a trowel, working in small sections approximately 3' x 3' at a time (use the reference grids created during the dry layout stage). Try not to cover your reference lines.

Once the thinset mortar is down, run the notched side of the trowel over the mortar at a 45 degree angle. Work in one direction to ensure a consistent and uniform application. Remove any excess mortar with the trowel. Lay out the tiles onto the mortar along the reference lines, lightly pressing and gently twisting the tile into mortar, using spacers between the tiles. You can lift the tiles to check if the mortar is sticking to the tile. If the mortar is not sticking, you can apply additional thinset to the back of the tiles. It's recommended to periodically check the tiles to ensure that there is proper adhesion. Once your tiles are set, check for any high spots using a level. Even out any high spots with a rubber mallet. Continue to check that the tiles are level as you complete the installation across the room. Make adjustments to the installation as necessary to ensure that the tiles are aligned. Any mortar on the face of the tiles can be wiped away with a damp sponge. Use a tile cutter or wet tile saw to cut tiles to fit into place along the room's perimeter where necessary. Be sure to remove any chalk or materials made to mark the cuts from the tile prior to installation.

Allow the thinset mortar to dry for at least 24 hours before grouting. Polished porcelain tiles should be sealed prior to grouting. While porcelain floor tiles are dense and durable materials that require little maintenance, polished porcelain tiles are slightly different. The polishing process leaves tiny and nearly invisible surface pits, which can catch grout and other debris, dulling the shine. To prevent this from happening, polished porcelain tiles should be sealed with an impregnating sealer prior to grouting. The sealant will fill these tiny holes and act as a grout release. The impregnating sealer will not affect the surface or finish of the tile the way a topical sealer would. For best results follow the manufacturer's instructions and future maintenance recommendations.

## Care and Maintenance, *Ceramic + Porcelain*

*With regular maintenance and care, tile floors are extremely durable and can last a lifetime.*

### Maintenance Tips

- Wipe up any spills on tile immediately and clean the area using a damp cloth or sponge
- Sweep and / or vacuum floors regularly to remove any gritty particles, dust or debris as this can be abrasive to the tile surface
- Seal polished porcelain tile after installation, prior to grouting and as required to prevent staining
- Seal grout joints after installation, prior to grouting and as required to prevent moisture absorption, staining & discolouration
- Use a damp mop or sponge with an all-purpose household cleaner that is not oil-based and has low VOC to clean glazed floor tiles on a regular basis
- Wipe glazed wall tiles periodically using a dampened cloth or sponge and a non oil-based household cleaner
- Use a mild, soapless detergent with neutral pH for cleaning unglazed tiles
- Ensure the cleaning product selected is compatible with cleaning the grout joints
- Thoroughly read & follow all manufacturer warnings and instructions for all cleaning products before use and test all cleaning solutions and materials in a small inconspicuous area before full application
- After using cleaning solutions, wipe down entire area with a clean cloth or mop and clear water to remove any residue that may have been left behind
- Do not use cleaning wax, oil-based cleaners, ammonia, sealants or products containing acid or bleach as part of routine maintenance
- Avoid abrasive cleaning products such as scouring pads or steel wool pads
- Regularly inspect tiles and have any damaged tiles professionally removed / replaced
- Use felt or rubber protective pads under furniture to prevent scratching tile surfaces
- Place good quality floor mats in high traffic locations and areas that are susceptible to moisture (i.e. near entrance / exit ways)

### Removal of Coatings / Sealers / Waxes from Ceramic Floor Tiles

Use a tile sealer & adhesive remover to clear off a topical sealer or floor wax from a ceramic tile. Be sure to test a small area before full application and always follow the instructions on the product label. Working in small manageable areas, apply the sealer & adhesive remover as directed, allowing it to set without drying. Coating should begin to soften. If necessary, reapply the remover and lightly agitate the surface with a nylon scrub pad until the sealer softens and can be easily removed. Rinse the area with clear water and pat dry with a clean towel or sponge to remove any residue.

### Cleaning Grout Haze

After tile installation, grout residue can form a white haze like film on the surface of the tile. This can be buffed off the surface using a clean cloth once the grout has finished curing. If the residue is very stubborn or the tiles are unglazed, a special grout haze remover solution may be used. Read and follow the instructions on the product label. The solution will break down the cement and allow the haze to be wiped away. Rinse the area with clear water and wipe dry with a clean towel or sponge to remove any residue. Do not use acidic solutions / cleaners as part of a regular maintenance routine. Many of the grout products on the market today are polymer modified, which means they have latex in them. Be sure to purchase a solution that is compatible with the type of grout you have used.

### Cleaning Grout

Routine grout cleaning can be done with an all-purpose household cleaner that is non-oil-based and has low VOC depending on the application. For periodic deep cleaning of grout, use a concentrated tile & grout cleaner. Look for a cleaner that has non-polluting chemicals and low VOC levels. The cleaner should be capable of removing grease, soap scum, mildew and body oils. Always read and follow the instructions on the product label. Rinse the area with clear water and pat dry with a clean towel or sponge to remove any residue. Do not use acidic solutions / cleaners as part of a regular maintenance routine.

### *Installation Questions*

*For more detailed specifications on flatness and lippage, grout joint size and pattern considerations, always consult a tiling professional and the latest edition of the Tile Council of North America (TCNA) Handbook for Ceramic, Glass and Stone Tile Installation.*



# Warranty

## **Anatolia Products Limited Warranty**

The Anatolia Tile + Stone warranty covers only products distributed by Anatolia Tile + Stone Inc. as outlined below and applies only to the original purchase of standard grade (first quality) products only. Products are guaranteed to be reasonably free of manufacturing defects in material and / or craftsmanship as per American National Standard Specifications ANSI A137.1 standard for ceramic tile, and ANSI 137.2 standard for glass tile. Natural stone products are guaranteed to meet or exceed the guidelines established by the Marble Institute of America. Shade variation is not a manufacturing defect. Natural stone products are quarried and cut from natural material formations in the earth and inherently have variations that are part of the stones natural characteristics. No two pieces are alike. These products are simply dimensionally sized and surface finished via a factory process. Raw materials are not factory made, as such, Anatolia Tile + Stone does not warrant stone products for any natural variances that may occur, including but not limited to: colour tone / shade, irregular markings, voids, pitting, veins, and differences in density causing sheen variations, cleft variations and surface characteristic variations. Materials with natural clefts are subject to caliber variances and these variances are not considered defects. With normal wear, cracks and voids may appear; these characteristics are part of the natural beauty of the stone and will not impair the function or wearing qualities of the material and do not constitute a warranty issue. Products are guaranteed to meet or exceed the minimum standard specifications required at the time of production of the tiles. This warranty does not cover damage from misuse, abuse, negligence or faulty / defective installations or for failure to properly maintain and care for products. Changes in tone of natural stone may occur over time and are not covered under the product warranty as these are natural occurrences.

Any articles claimed as “defective” must be returned for inspection upon request. If your product should prove to be defective within the warranty period, Anatolia Tile + Stone Inc. may, at its discretion, repair or replace the defective product piece(s) with a like product as it deems fit (installation not included), provided notice is given and acknowledged prior to installation.

Anatolia Tile + Stone Inc. is not liable for any shipping / transportation costs, labour costs for the removal of existing product and / or installation of replacement product; no form of labour is covered under this product warranty. Anatolia Tile + Stone Inc. shall not be responsible or liable in contract or tort for any special, indirect or consequential damages, for loss of use, or for injury or damage caused to persons or property. Disclaimer: Anatolia Tile + Stone Inc. offers no warranties, express or implied, other than those set forth in this warranty statement. Product samples and visuals at dealers, retail or online are for general

reference only. Due to the natural variances of raw ingredients and the production process, tile and stone are subject to variations in colour / tone, veining and technical specifications such as C.O.F. and moisture absorption. Anatolia Tile + Stone Inc. shall not be made liability on any claim made by anyone exceeding the purchase price paid for the product.

All warranty claims must be reported within 15 days of ‘defect’ discovery for investigation; failure to report immediately voids this warranty. Anatolia Tile + Stone Inc. reserves the right to update or modify this Warranty Statement at any time without prior notice.

## **Five Year Residential Limited Warranty**

Anatolia Tile + Stone Inc. warrants the original purchaser that products are guaranteed to be reasonably free of manufacturing defects in material and / or craftsmanship as per industry standards at the time of production for a period of five years. Should any product prove to be defective within the warranty period, Anatolia Tile + Stone Inc. will repair or replace the defective piece(s) with a like product of equivalent value or refund the purchase price at our discretion. Labour costs for installation, removal of existing product and installation of replacement product is not included. Shade match of any replacement product to that being replaced cannot be guaranteed.

This warranty is non-transferable.

## **One Year Commercial Limited Warranty**

Anatolia Tile + Stone Inc. warrants products to be reasonably free of manufacturing defects in material and / or craftsmanship as per industry standards at the time of production for a period of one year from the date of installation of the product. Due to lack of control of the surrounding environmental conditions, installation processes and structural schematics, Anatolia Tile + Stone Inc. cannot accept responsibility for the performance of our products after they are installed. However, should any product prove to have a manufacturing defective within the warranty period, Anatolia Tile + Stone Inc. will repair or replace the defective piece(s) with a like product of equivalent value or refund the purchase price at our discretion. Labour costs for installation, removal of existing product and installation of replacement product is not included. Shade match of any replacement product to that being replaced cannot be guaranteed. This warranty is non-transferable. Anatolia Tile + Stone Inc. defines a commercial application as one taking place in any structure, other than a primary residence / dwelling, occupied by the owner of the tile.

# The World of Anatolia

*We are a constellation of people and places. Get in touch.*

CANADA  
TORONTO HEAD OFFICE,  
SHOWROOM AND DISTRIBUTION  
CENTER

8300 Huntington Road  
Vaughan, ON, L4H 4Z6  
Canada

info@anatoliatile.com

Tel: +1 905 771 3800  
Toll free tel: 1 877 311 3434  
Fax: +1 905 771 6300  
Fax: +1 866 324 1838

USA  
SAVANNAH OFFICE, SHOWROOM  
AND DISTRIBUTION CENTER  
Anatolia Tile + Stone (USA) Inc.  
Tel: +1 877 311 3434

SAVANNAH WAREHOUSE #1  
202 International Trade Pkwy  
Port Wentworth, GA, 31407  
USA  
Tel: +1 912 438 5167

SAVANNAH WAREHOUSE #2  
250 International Trade Pkwy  
Port Wentworth, GA, 31407  
USA  
Tel: +1 912 438 5167

TURKEY  
IZMIR OFFICE, SHOWROOM  
AND DISTRIBUTION CENTRE

Aliağa Organize Sanayi Bölgesi  
Çoraklar Mah. 5000 Sk. No: 34  
35800 Aliağa, İzmir,  
Türkiye  
Tel: +90 232 520 7300

REGIONAL OFFICES  
TURKEY  
Oguzhan Mah. Hoca Ahmet Yesevi Cad.  
Ada Plaza No:7 Kat:3 Daire:19  
15300 Bucak, Burdur,  
Türkiye

CHINA  
Room 517 Yi Shu Da Lou Ji Hua 4 Road  
Chan Cheng District, Foshan City  
Guang Dong Province, 528000  
China

INDIA  
206 - Pacific Business Park  
Mahendra Nagar (Part)  
8/A - National High Way  
Morbi, Gujarat, 363642  
India

USA  
Anatolia Tile + Stone (USA) Inc.  
131 Crosslake Park Dr., Suite 203  
 Mooresville, NC, 28117  
USA  
Tel: +1 877 311 3434

## *Credits*

ART DIRECTION  
AND GRAPHIC DESIGN  
Juma

PHOTOGRAPHY  
Mattia Parodi, Pages 4, 5, 11, 12, 146, 236, 254, 288.  
Norman Wong, Page 7

## *Partnerships and Associations*



AMERICAN  
SOCIETY OF  
INTERIOR  
DESIGNERS

