

FLOOR, WALL & MOSAIC

MIRASOL™

GLAZED PORCELAIN & GLAZED CERAMIC



Photo features Mirasol Silver Marble 12 x 24 on the floor and Silver Marble 10 x 14 on the bathtub and wall.

Mirasol™ is an elegant porcelain floor, mosaic and glazed ceramic wall series with the clean, classic beauty of natural marble. Designs come alive with the incredible color and veining created by Reveal Imaging® technology. The color palette consists of popular marble looks and colors: Bianco Carrara, Crema Laila and Silver Marble. The floor sizes and mosaic have a soft matte finish, while the coordinating wall sizes have a glossy finish. Mirasol is an ideal option for those who desire the beauty of marble with the long-lasting durability and ease of maintenance of tile.

GLAZED PORCELAIN FLOOR TILE



BIANCO CARRARA ML70



CREMA LAILA ML71



SILVER MARBLE ML72

GLAZED CERAMIC WALL TILE



BIANCO CARRARA ML70



CREMA LAILA ML71



SILVER MARBLE ML72

GLAZED CERAMIC MOSAIC



BIANCO CARRARA ML70



CREMA LAILA ML71









SILVER MARBLE ML72







Photo features Mirasol™ Silver Marble 12 x 24 on the floor and Silver Marble 10 x 14 on the bathtub and wall.

SIZES

			THICKNESS	SQ. FT./ CARTON	PIECES/ CARTON
	24 x 24 Floor Tile *	23-3/8" x 23-3/8" (59.44 cm x 59.44 cm)	5/16"	15.20	4
	12 x 24 Floor Tile *	11-5/8" x 23-3/8" (29.56 cm x 59.44 cm)	5/16"	15.12	8
	12 x 12 Floor Tile *	11-5/8" x 11-5/8" (29.56 cm x 29.56 cm)	5/16"	12.22	13
	12 x 24 Wall Tile Glossy □	11-5/8" x 23-3/8" (29.56 cm x 59.44 cm)	3/8"	11.64	6
	10 x 14 Wall Tile Glossy □	9-13/16" x 13-3/4" (25.00 cm x 35.00 cm)	3/8"	11.62	12
	2 x 4 Brick-Joint Mosaic ■■	12" x 12" Sheet (30.48 cm x 30.48 cm Sheet)	1/4"	9.96	12

TRIM

			NUMBER	PIECES/ CARTON
	Floor Bullnose	3 x 12	S-43C9F	30
	Wall Bullnose (12" side) □	3 x 12	S-43C9WX	30
	Wall Bullnose (10" side) □	3 x 10	S-4310	30
	Wall Bullnose Outcorner □	3 x 3	SN-4310	30

* Modular sizes □ Ceramic body ■ Dot-mounted

INSTALLATION & PRICING

RECOMMENDED GROUT JOINT:

Floor: 1/8" (3/16" when multiple sizes are installed in a modular pattern, and/or when installing tile with a length 15" or greater in a staggered brick-joint pattern; overlap should not exceed 33%.)

Wall: 12" x 24" 1/8" (3/16" when rectangular size is installed in a staggered brick-joint pattern; overlap should not exceed 33%.)
10" x 14" 1/16"

Mosaic: 1/8"

RELATIVE PRICING: Medium

SHADE VARIATION



HIGH
(V3)

PERFORMANCE CHARACTERISTICS

	ASTM#	FLOOR RESULT	WALL RESULT	MOSAIC RESULT
Water Absorption	C373	< 0.5%	< 20.0%	< 3.0%
Breaking Strength	C648	> 275 lbs.	120 - 230 lbs.	> 250 lbs.
Scratch Hardness	MOHS	8.0	4.0 - 6.0	8.0
Chemical Resistance	C650	Resistant	Resistant	Resistant
Abrasion Resistance	C1027	4	N/A	4

For additional information on test results, visit us at: americanolean.com/information/TestResults.

USAGE

FLOORS	WALLS	COUNTERTOPS
F	W	C

APPLICATIONS

	TARGET DCOF WET	SUITABLE
Dry & Level – Interior Floor	N/A	●*
Wet & Level – Interior Floor	≥ 0.42	●*
Shower Floors (Residential or Light Commercial)	≥ 0.42	●**
Exterior Floor Applications (including pool decking & other wet areas with minimal footwear)	≥ 0.60	
Ramps & Inclines	≥ 0.65	
Walls/Backsplashes	N/A	●
Countertops	N/A	●*
Pool Linings	N/A	●**

A DCOF value of ≥0.42 is the standard for tiles specified for level interior spaces expected to be walked upon when wet, as stated in ANSI A137.1-A326.3. For more information about DCOF and the DCOF AcuTest™, visit americanolean.com/DCOF.

APPLICATION NOTES:

Floor tile suitable for exterior applications in freezing and non-freezing climates, when proper installation methods are followed.

Wall tile and mosaic suitable for exterior applications in non-freezing climates, when proper installation methods are followed.

* Wall tile not suitable for this application

** Mosaic tile only

NOTES

Since there are variations in all fired ceramic and natural products, tile and trim supplied for your particular installation may not match samples. Final confirmation should be made from actual tiles and trim prior to installation. Manufactured in accordance with ANSI A137.1 standards.

Not for use on ramps. Water, oil, grease, improper drainage and certain footwear can create slippery conditions. Floor applications expected to be exposed to these conditions require extra caution in product selection.

For additional information refer to "Factors to Consider" at: americanolean.com/Factors.

Special consideration needs to be given when installing tiles greater than 15 inches. Please refer to americanolean.com/LargeTiles for more information.

Use of a latex modified thin-set is recommended for installation. For more information, visit americanolean.com.

MONTESANO™

COLORBODY™ PORCELAIN FLOOR & MOSAICS WITH STEPWISE™ TECHNOLOGY

AMERICAN OLEAN®



STONE LOOK



AMERICAN OLEAN®
PROVEN IN TILE™

MONTESANO™

With a stone-like finish and earthy colors, Montesano™ recreates visuals of the rarest quartzites found in nature. An elegant, soft structure adds a tactile accent to each individual piece, while a gentle linear grain helps form an authentic look. Upgrade from the traditional 12x24 format to a more dramatic 15x30 size and complement your design with a stunning chevron mosaic.



















**50% MORE
SLIP RESISTANT
THAN ORDINARY TILE***

*When compared to the meeting ANSI Standard.

Cover and above photos feature Light Grey 15 x 30 on the floor.

FINISHES: MATTE

USAGE  FLOOR  WALL  COUNTERTOP  SHOWER FLOOR  EXTERIOR FLOOR	MATERIAL  PC COLORBODY PORCELAIN	PRICING  LOW HIGH	SPECIAL FEATURES  STEPWISE™  TRUEEDGE™  MADE IN THE U.S.A.  LARGE FORMAT  MOSAIC/DECO  ENCAUSTIC  TERRAZZO  PAVER  CUSTOMIZE
--	--	--	--

NOT APPLICABLE FOR ALL PRODUCTS IN THIS SERIES. SEE CHARTS FOR FULL PRODUCT DETAILS.

STONE LOOK

COLORBODY™ PORCELAIN FLOOR TILE WITH STEPWISE™ TECHNOLOGY




WHITE MN70




GREIGE MN71



LIGHT GRAY MN72



MEDIUM GRAY MN73



CHARCOAL MN74

COLORBODY™ PORCELAIN CHEVRON MOSAIC WITH STEPWISE™ TECHNOLOGY



WHITE MN70



GREIGE MN71



LIGHT GRAY MN72



MEDIUM GRAY MN73



CHARCOAL MN74

 50% MORE SLIP RESISTANT THAN ORDINARY TILE* <small>*Based on ANSI A137.1-2010</small>	 WATERPROOF	 STAINPROOF	 DENTPROOF	 SCRATCH-RESISTANT	 FIRE-RESISTANT <small>*Not Applicable to Mesh-Mounted Mosaics</small>	 INDOOR/OUTDOOR	 SIMPLICLEAN™
---	--	--	---	---	--	--	--

VISIT AMERICANOLEAN.COM/WHYTILE FOR A COMPLETE LIST OF QUALIFICATIONS AND EXCLUSIONS.

FINISHES: MATTE

USAGE 	MATERIAL 	PRICING 	SPECIAL FEATURES
------------------	---------------------	--------------------	-----------------------------

NOT APPLICABLE FOR ALL PRODUCTS IN THIS SERIES. SEE CHARTS FOR FULL PRODUCT DETAILS.

STONE LOOK

SIZES

			THICKNESS	SQ. FT./ CARTON	PIECES/ CARTON
	15 x 30 Floor Tile	15-1/16" x 30" (38.30 cm x 76.60 cm)	5/16"	15.60	5
	2 x 5 Chevron Mosaic (Mesh-mounted)	7-7/16" x 14-7/16" Sheet (18.92 cm x 36.67 cm Sheet)	5/16"	5.63	10

INSTALLATION & PRICING

Grout Joint Recommendation	Shade Variation
Floor: 1/8" (3/16" when installing tile with a length 15" or greater in a staggered brick-joint pattern; overlap should not exceed 33%). Mosaic: 1/8"	

PERFORMANCE CHARACTERISTICS

	ASTM#	FLOOR RESULT	MOSAIC RESULT
Water Absorption	C373	< 0.5%	< 0.5%
Breaking Strength	C648	> 275 lbs.	> 275 lbs.
Scratch Hardness	MOHS	8.0	8.0
Chemical Resistance	C650	Resistant	Resistant

For additional information on test results, visit us at: americanolean.com/information/TestResults.

DURABILITY

Floor Surface Wear Resistance		
1	Residential Bathrooms	3 All Residential / Light Commercial
2	All Residential Areas	④ All Residential / Commercial

FEATURES

	POST-CONSUMER RECYCLED MATERIALS		PRE-CONSUMER RECYCLED MATERIALS
	MADE IN THE U.S.A.		REVEAL IMAGING®

All or select items within this series meet the requirements for these qualifications. For more information visit americanolean.com.

TRIM

			NUMBER	PIECES/ CARTON
	Bullnose	3 x 15	P439B	20

APPLICATIONS

	TARGET DCOF WET	SUITABLE
Dry & Level - Interior Floor	N/A	●
Wet & Level - Interior Floor	≥ 0.42	●
Shower Floors (Residential or Light Commercial)	≥ 0.42	●*
Exterior Floor Applications (including patios, pool decking & other wet areas with minimal footwear)	≥ 0.60	●
Ramps & Inclines	≥ 0.65	
Walls/Backsplashes	N/A	●
Countertops	N/A	●
Pool Linings	N/A	●*

A DCOF value of ≥0.42 is the standard for tiles specified for level interior spaces expected to be walked upon when wet, as stated in ANSI A137.1-A326.3. For more information about DCOF and the DCOF AcuTest™, visit americanolean.com/DCOF.

APPLICATION NOTES:

Suitable for exterior applications (provided it is noted as suitable in the applications chart above) in freezing and non-freezing climates, when proper installation methods are followed.
*Mosaic tile only.

NOTES

Since there are variations in all fired ceramic and natural products, tile and trim supplied for your particular installation may not match samples. Final confirmation should be made from actual tiles and trim prior to installation. Manufactured in accordance with ANSI A137.1 standards.

Not for use on ramps. Water, oil, grease, improper drainage and certain footwear can create slippery conditions. Floor applications expected to be exposed to these conditions require extra caution in product selection.

For additional information refer to "Factors to Consider" at: americanolean.com/Factors.

Special consideration needs to be given when installing tiles greater than 15 inches. Please refer to americanolean.com/LargeTiles for more information.

Special care should be taken when grouting with dark pigmented colors. A grout release is recommended to prevent finely powdered pigments from lodging in the pores of the surface. Use of a latex modified thin-set is recommended for installation.

MORELLO™
GLASS & METAL

MOSAICS & ACCENTS




Photo features Morello Moonstone 5/8 x Random mosaic on the fireplace.

Morello™ from American Olean® features eclectic mosaic blends that exude modern character. Cultivated to suit every design scheme, Morello's multiple colors and finishes reflect today's sophisticated tastes while the mix of glass and extruded aluminum provide both harmony and contrast.

5/8 x 5/8 GLASS & ALUMINUM MOSAIC



QUARTZ MM01



MOONSTONE MM02



OBSDIAN MM03



AMBER MM04




TOPAZ MM05

COORDINATING TILE IDEAS



REFINED METALS™
RM51 Stainless
3 x 6 Linear Wave Metal Wall Tile - Gloss



URBAN CANVAS™
Gloss Light Smoke 0042
4-1/4 x 12-3/4 Wave Wall Tile



All or select items within this series meet the requirements for these qualifications. For more information visit americanolean.com.

5/8 x RANDOM GLASS & ALUMINUM MOSAIC

MOSAICS & ACCENTS



QUARTZ MM01



MOONSTONE MM02



OBSIDIAN MM03



AMBER MM04





TOPAZ MM05



Photo features Morello™ Moonstone 5/8 x Random mosaic.

SIZES

			THICKNESS	SQ. FT./ CARTON	PIECES/ CARTON
	5/8 x 5/8 Mosaic ■	11-7/8" x 11-7/8" Sheet (30.00 cm x 30.00 cm Sheet)	5/16"	10.00	10
	5/8 x Random Mosaic ■	13-1/4" x 11-7/8" Sheet (33.66 cm x 30.00 cm Sheet)	5/16"	10.00	10

■ Mesh-mounted

INSTALLATION & PRICING

RECOMMENDED GROUT JOINT:
Mosaic: 1/8"

RELATIVE PRICING: High

SHADE VARIATION



PERFORMANCE CHARACTERISTICS


	ASTM#	MOSAIC RESULT
Water Absorption	C373	< 0.5%
Breaking Strength	C648	> 100 lbs.
Scratch Hardness	MOHS	4.0
Chemical Resistance	C650	Resistant
Abrasion Resistance	C1027	N/A

For additional information on test results, visit us at: americanolean.com/information/TestResults.

USAGE

FLOORS	WALLS	COUNTERTOPS
	W	

APPLICATIONS

	TARGET DCOF WET	SUITABLE
Dry & Level – Interior Floor	N/A	
Wet & Level – Interior Floor	≥ 0.42	
Shower Floors (Residential or Light Commercial)	≥ 0.42	
Exterior Floor Applications (including pool decking & other wet areas with minimal footwear)	≥ 0.60	
Ramps & Inclines	≥ 0.65	
Walls/Backsplashes	N/A	
Countertops	N/A	
Pool Linings	N/A	

A DCOF value of ≥0.42 is the standard for tiles specified for level interior spaces expected to be walked upon when wet, as stated in ANSI A137.1-A326.3. For more information about DCOF and the DCOF AcuTest™, visit americanolean.com/DCOF.

APPLICATION NOTES:

Suitable for exterior applications in freezing and non-freezing climates, when proper installation methods are followed.

Morello is suitable for use in wet areas such as shower walls. During the production process a protective coating is added to the surface of aluminum to provide a rust resistant finish. Also, anti-oxidant oil is applied to ensure quality.

NOTES

For additional information refer to "Factors to Consider" at: americanolean.com/Factors.

Random visuals enhance the natural beauty of this product. To achieve optimal results, all tile should be selected from multiple cartons and shading and graphic arrangement planned prior to installation.

Since there are variations in all glass products, tile and trim supplied for your particular installation may not match samples. Final confirmation should be made from actual tiles and trim prior to installation. Manufactured in accordance with ANSI A137.2 standards.

Use of a white latex modified thin-set is recommended for installation.



All or select items within this series meet the requirements for these qualifications. For more information visit americanolean.com.



COLORBODY™ PORCELAIN FLOOR* AND GLAZED CERAMIC WALL & MOSAIC

FLOOR | WALL

MARBLE LOOK



*Hex is Glazed Porcelain



MYTHIQUE MARBLE™ & MICROBAN®

PROTECTION THAT LIVES ON



Strikingly elegant and notably durable – Mythique Marble™ features proprietary Microban® Technology offering a lifetime of built-in antimicrobial product protection that does not wash off or wear away. Designed to promote cleaner spaces empowered with Microban® antimicrobial product protection for your floor, wall and mosaic tile. Radiating with endless design possibilities – the magic of this collection comes alive with exquisite marble inspired visuals, a variety of sizes for floor and wall, as well as two different finishes. For a final touch of refined detail – a stunning arabesque mosaic and an 8" Hexagon beautifully complete the collection.



FLOOR | WALL

FINISHES: MATTE | POLISHED

USAGE



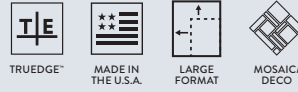
MATERIAL



PRICING



SPECIAL FEATURES



MARBLE LOOK


COLORBODY™ PORCELAIN FLOOR TILE (AVAILABLE IN MATTE & POLISHED)



CALACATTA VENECIA MY11



ALTISSIMO MY10



BOTTICINO MY13



MAJESTIC MY12

GLAZED CERAMIC WALL TILE - MATTE



CALACATTA VENECIA MY11



ALTISSIMO MY10



BOTTICINO MY13



MAJESTIC MY12

GLAZED CERAMIC MULTI-WAVE CREST WALL TILE - MATTE



CALACATTA VENECIA MY11



ALTISSIMO MY10



BOTTICINO MY13



MAJESTIC MY12

GLAZED PORCELAIN 8" HEXAGON FLOOR TILE - MATTE^o



CALACATTA VENECIA MY11



ALTISSIMO MY10



BOTTICINO MY13



MAJESTIC MY12

GLAZED CERAMIC ARABESQUE MOSAIC 11" X 12" SHEET - MATTE



CALACATTA VENECIA MY15



ALTISSIMO MY14



BOTTICINO MY17



MAJESTIC MY16

JOLLY TRIM



CALACATTA VENECIA MY11



ALTISSIMO MY10



BOTTICINO MY13



MAJESTIC MY12



SLIP RESISTANT



WATERPROOF



STAINPROOF



DENTPROOF



SCRATCH-RESISTANT[†]



FIRE-RESISTANT



CLIMATEPRO™



SIMPLICLEAN™

[†]Hex is Glazed Porcelain
^oMicroban not included

FLOOR | WALL

FINISHES: MATTE | POLISHED

USAGE



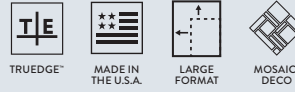
MATERIAL



PRICING



SPECIAL FEATURES



MARBLE LOOK

SIZES

			THICKNESS	SQ. FT./ CARTON	PIECES/ CARTON
	24 x 24 Floor Tile	23-3/8" x 23-3/8" (59.44 cm x 59.44 cm)	5/16"	15.20	4
	12 x 24 Floor Tile	11-5/8" x 23-3/8" (29.56 cm x 59.44 cm)	5/16"	16.83	9
	12 x 12 Floor Tile	11-5/8" x 11-5/8" (29.56 cm x 29.56 cm)	5/16"	12.22	13
	8" Hexagon Floor Tile ^{◇*}	7-7/8" x 9-1/8" (20.04 cm x 23.16 cm)	5/16"	9.37	25
	3 x 12 Wall Tile [■]	3" x 12" (7.65 cm x 30.70 cm)	5/16"	12.00	48
	8 x 24 Wall Tile [■]	7-3/4" x 23-3/4" (19.75 cm x 60.42 cm)	3/8"	12.80	10
	8 x 24 Multi-Wave Crest Wall Tile [■]	7-3/4" x 23-3/4" (19.75 cm x 60.42 cm)	3/8"	12.80	10
	Arabesque Mosaic [▲]	11" x 12" Sheet (27.94 cm x 30.48 cm sheet)	1/4"	7.40	10

■ Only available in Matte ▲ Dot-mounted ◇ Microban not included * Hex is Glazed Porcelain

APPLICATIONS

	TARGET DCOF WET	SUITABLE
Dry & Level – Interior Floor	N/A	● [†]
Wet & Level – Interior Floor	≥ 0.42	● ^{**†}
Shower Floors (Residential or Light Commercial)	≥ 0.42	● ^{**}
Exterior Floor Applications (Including pool decking & other wet areas with minimal footwear)	≥ 0.60	
Ramps & Inclines	≥ 0.65	
Walls/Backsplashes	N/A	●
Countertops	N/A	● [†]
Pool Linings	N/A	● ^{**}

A DCOF value of ≥ 0.42 is the standard for tiles specified for level interior spaces expected to be walked upon when wet, as stated in ANSI A137.1-A326.3. For more information about DCOF and the DCOF AcuTest™, visit americanolean.com/DCOF.

APPLICATION NOTES:

Floor tile suitable for exterior applications in freezing and non-freezing climates, when proper installation methods are followed.

Wall tile and mosaics suitable for exterior applications in non-freezing climates, when proper installation methods are followed.

- * Matte only
- ** Mosaic tile only
- † Wall Tile not suitable for this application.

FEATURES



All or select items within this series meet the requirements for these qualifications. For more information visit americanolean.com.

[†]Hex is Glazed Porcelain

TRIM

			NUMBER	PIECES/ CARTON
	Floor Bullnose	3 x 24	P43F9	10
	Jolly [◇]	1/2 x 12	S1/212J	6 CARDS*

*4 pieces per card ◇ Microban not included

INSTALLATION

Grout Joint Recommendation	Shade Variation
<p>Floor: 1/8"</p> <p>(3/16" when multiple sizes are installed in a modular pattern, and/or when installing tile with a length 15" or greater in a staggered brick-joint pattern; overlap should not exceed 33%.)</p> <p>Wall: 8 x 24 1/16"</p> <p>(1/8" when rectangular size is installed in a staggered brick-joint pattern; overlap should not exceed 33%.)</p> <p>3 x 12 1/16"</p> <p>(When rectangular size is installed in a staggered brick-joint pattern, overlap should not exceed 33%.)</p> <p>Mosaic: 1/8"</p>	<p>High (V3) (MY10, MY11, MY13, MY14, MY15, MY17)</p> <p>Random (V4) (MY12, MY16)</p>

PERFORMANCE CHARACTERISTICS

	ASTM#	FLOOR RESULT	WALL RESULT	MOSAIC RESULT
Water Absorption	C373	< 0.5%	<20.0%	<3.0%
Breaking Strength	C648	> 275 lbs	120 - 230 lbs	>250 lbs
Scratch Hardness	MOHS	6.0(Polished) 8.0(Matte)	4.0 - 6.0	8.0
Chemical Resistance	C650	Resistant	Resistant	Resistant

For additional information on test results, visit us at: americanolean.com/information/TestResults.

DURABILITY

Floor Surface Wear Resistance

1 Residential Bathrooms	3	All Residential / Light Commercial
2 All Residential Areas	4	All Residential / Commercial

NOTES

Since there are variations in all fired ceramic and natural products, tile and trim supplied for your particular installation may not match samples. Final confirmation should be made from actual tiles and trim prior to installation. Manufactured in accordance with ANSI A137.1 standards.

Not for use on ramps. Water, oil, grease, improper drainage and certain footwear can create slippery conditions. Floor applications expected to be exposed to these conditions require extra caution in product selection.

For additional information refer to "Factors to Consider" at: americanolean.com/Factors.

Random visuals enhance the natural beauty of this product. To achieve optimal results, all tile should be selected from multiple cartons and shading and graphic arrangement planned prior to installation.

Special consideration needs to be given when installing tiles greater than 15 inches. Please refer to americanolean.com/LargeTiles for more information.

Manufacturer Advisory: All tile is measured by the DCOF AcuTest™ method. Tiles with DCOF values <0.42 are not recommended for use in areas with wet or slippery conditions. For more information, see ANSI standard A137.1 section 6.2.2.1.10, available at www.tileusa.com.

Special care should be taken when grouting with dark pigmented colors. A grout release is recommended to prevent finely powdered pigments from lodging in the pores of the surface. Use of a latex modified thin-set is recommended for installation.

NEOCONCRETE™
COLORBODY™ PORCELAIN



Photo features Neoconcrete Medium Gray 24 x 24 Matte on the outside patio floor and Neospeck™ Medium Gray 24 x 24 Matte on the inside restaurant floor with Neoconcrete Medium Gray 3D Cube mosaic on the wall under roof overhang.

NEOCONCRETE™ COLORBODY™ PORCELAIN FLOOR & MOSAIC WITH STEPWISE™ TECHNOLOGY AND REVEAL IMAGING®

This concrete-look tile is one you can count on to deliver both style and safety in spaces that demand more. Five classic colors in two finishes come in large sizes, as well as a contemporary 3-D cube mosaic. Designed to coordinate with one of our favorite collections— Neospeck™, Neoconcrete completes the offering with a rectified Colorbody™ porcelain tile available with StepWise™ technology.

COLORBODY™ PORCELAIN FLOOR TILE (AVAILABLE IN MATTE* & LIGHT POLISHED)



WHITE NE10




BEIGE NE11



LIGHT GRAY NE12



MEDIUM GRAY NE13



CHARCOAL NE14

50% MORE SLIP RESISTANT THAN ORDINARY TILE*

* StepWise™ technology available in matte finish only
† When compared to tile meeting ANSI Standards

*StepWise™ technology available with matte finish only

COLORBODY™ PORCELAIN MOSAIC WITH STEPWISE™ TECHNOLOGY - MATTE♦



WHITE NE10



BEIGE NE11



LIGHT GRAY NE12



MEDIUM GRAY NE13



CHARCOAL NE14

‡ When compared to tile meeting ANSI Standards

♦ 3D Cube mosaic with StepWise™ technology requires special installation considerations. Please refer to americanolean.com/Neoconcrete for more information.



All or select items within this series meet the requirements for these qualifications. For more information visit americanolean.com.





Photo features Neoconcrete™ White Light Polished 12 x 24 on the walls and Charcoal 3D Cube mosaic on the floor and niche.




NEOCONCRETE™ COLORBODY™ PORCELAIN FLOOR & MOSAIC WITH STEPWISE™ TECHNOLOGY AND REVEAL IMAGING®

NEOCONCRETE™

SIZES

			THICKNESS	SQ. FT./ CARTON	PIECES/ CARTON
	24 x 24 Floor Tile**	23-3/8" x 23-3/8" (59.44 cm x 59.44 cm)	5/16"	15.20	4
	12 x 24 Floor Tile**	11-5/8" x 23-3/8" (29.56 cm x 59.44 cm)	5/16"	15.12	8
	3D Cube Mosaic***■	12" x 12" Sheet (29.21 cm x 29.21 cm Sheet)	5/16"	6.20	10

TRIM

			NUMBER	PIECES/ CARTON
	Floor Bullnose	3 x 24	P-43F9	10
	Cove Base □	6 x 12	P-36C9TB	22
	Cove Base Outcorner □	1 x 6	PC-36C9TB	15

Cove base trim is intended to coordinate with floor tile in the standard 90-degree installation position.

Cove base and cove corner trim are suitable for non-freezing climates only.

** Available in Matte and Light Polished ■ Mesh-mounted

*** Available in Matte finish only □ Ceramic body

◆ 3D Cube mosaic with StepWise™ technology requires special installation considerations. Please refer to americanolean.com/Neoconcrete for more information.

INSTALLATION & PRICING

RECOMMENDED GROUT JOINT:

Floor: 1/8" (3/16" when installing tile with a length 15" or greater in a staggered brick-joint pattern; overlap should not exceed 33%.)

Mosaic: 1/8"

RELATIVE PRICING: Medium to High

SHADE VARIATION



PERFORMANCE CHARACTERISTICS

	ASTM#	FLOOR RESULT	MOSAIC RESULT
Water Absorption	C373	< 0.5%	< 0.5%
Breaking Strength	C648	> 275 lbs.	> 275 lbs.
Scratch Hardness	MOHS	8.0	8.0
Chemical Resistance	C650	Resistant	Resistant
Abrasion Resistance	C1027	N/A	N/A

For additional information on test results, visit us at: americanolean.com/information/TestResults.

USAGE

FLOORS	WALLS	COUNTERTOPS
F	W	C

APPLICATIONS

	TARGET DCOF WET	SUITABLE
Dry & Level – Interior Floor	N/A	●
Wet & Level – Interior Floor	≥ 0.42	●*
Shower Floors (Residential or Light Commercial)	≥ 0.42	●**
Exterior Floor Applications (including pool decking & other wet areas with minimal footwear)	≥ 0.60	●*
Ramps & Inclines	≥ 0.65	
Walls/Backsplashes	N/A	●
Countertops	N/A	●
Pool Linings	N/A	

A DCOF value of ≥0.42 is the standard for tiles specified for level interior spaces expected to be walked upon when wet, as stated in ANSI A137.1-A326.3. For more information about DCOF and the DCOF AcuTest™, visit americanolean.com/DCOF.

APPLICATION NOTES:

Suitable for exterior applications in freezing and non-freezing climates, when proper installation methods are followed.

* Matte floor and mosaic tile only

** Mosaic tile only when a linear drain system is used and proper installation methods are followed

NOTES

Since there are variations in all fired ceramic and natural products, tile and trim supplied for your particular installation may not match samples. Final confirmation should be made from actual tiles and trim prior to installation. Manufactured in accordance with ANSI A137.1 standards.

Not for use on ramps. Water, oil, grease, improper drainage and certain footwear can create slippery conditions. Floor applications expected to be exposed to these conditions require extra caution in product selection.

For additional information refer to "Factors to Consider" at: americanolean.com/Factors.

Special consideration needs to be given when installing tiles greater than 15 inches. Please refer to americanolean.com/LargeTiles for more information.

Special care should be taken when grouting with dark pigmented colors. A grout release is recommended to prevent finely powdered pigments from lodging in the pores of the surface. Use of a latex modified thin-set is recommended for installation.

Manufacturer Advisory: All tile is measured by the DCOF AcuTest™ method. Tiles with DCOF values <0.42 are not recommended for use in areas with wet or slippery conditions. For more information, see ANSI standard A137.1 section 6.2.2.1.10, available at www.tileusa.com.



50% MORE SLIP RESISTANT THAN ORDINARY TILE†

EASY TO CLEAN

StepWise™ Technology* provides added slip resistance with a surface that is easy to clean.

* StepWise™ technology available in matte finish only
† When compared to tile meeting ANSI Standards



All or select items within this series meet the requirements for these qualifications. For more information visit americanolean.com.

AMERICANOLEAN.COM

ABOUND™
GLAZED CERAMIC

AMERICAN OLEAN®



MARBLE LOOK



AMERICAN OLEAN®
PROVEN IN TILE™

ABOUND™

Influenced by the classic beauty of marble, Abound by American Olean® is perfect for residential bathrooms and kitchens, thanks to its versatility in both design and format. Featuring floor options, Abound can be used effortlessly throughout a room for a seamless design. A neutral color palette of both warm and cool tones complement virtually any setting, promising a lifetime of style and appeal.

Cover & above photo feature Abound Ashen 18 x 18 on the floor .

FINISHES: MATTE

USAGE



FLOOR



WALL



COUNTERTOP



SHOWER FLOOR



EXTERIOR FLOOR

MATERIAL



CG
GLAZED CERAMIC

PRICING



LOW HIGH

SPECIAL FEATURES



STEPWISE™



TRUEEDGE™



MADE IN THE U.S.A.



LARGE FORMAT



MOSAIC/DECO



ENCAUSTIC



TERRAZZO



PAVER



CUSTOMIZE

NOT APPLICABLE FOR ALL PRODUCTS IN THIS SERIES. SEE CHARTS FOR FULL PRODUCT DETAILS.

MARBLE LOOK

FLOOR TILE



NIMBUS AB03



ASHEN AB04



STAINPROOF



DENTPROOF



SCRATCH-RESISTANT



FIRE-RESISTANT



SIMPLICLEAN™

VISIT AMERICANOLEAN.COM/WHYTILE FOR A COMPLETE LIST OF QUALIFICATIONS AND EXCLUSIONS.

FINISHES: MATTE

USAGE



MATERIAL



PRICING



SPECIAL FEATURES



NOT APPLICABLE FOR ALL PRODUCTS IN THIS SERIES. SEE CHARTS FOR FULL PRODUCT DETAILS.

MARBLE LOOK

SIZES

			THICKNESS	SQ. FT./ CARTON	PIECES/ CARTON
	18 x 18 Floor Tile	17-11/16" x 17-11/16" (45.01 cm x 45.01 cm)	5/16"	19.62	9
	12 x 24 Floor Tile	11-13/16" x 23-5/8" (30.02 cm x 60.12 cm)	5/16"	17.49	9
	12 x 12 Floor Tile	11-13/16" x 11-13/16" (30.02 cm x 30.02 cm)	5/16"	16.49	17

APPLICATIONS


	TARGET DCOF WET	SUITABLE
Dry & Level – Interior Floor	N/A	●
Wet & Level – Interior Floor	≥ 0.42	
Shower Floors (Residential or Light Commercial)	≥ 0.42	
Exterior Floor Applications (including patios, pool decking & other wet areas with minimal footwear)	≥ 0.60	
Ramps & Inclines	≥ 0.65	
Walls/Backsplashes	N/A	●
Countertops	N/A	●
Pool Linings	N/A	

A DCOF value of ≥ 0.42 is the standard for tiles specified for level interior spaces expected to be walked upon when wet, as stated in ANSI A137.1-A326.3. For more information about DCOF and the DCOF AcuTest™, visit americanolean.com/DCOF.

APPLICATION NOTES:

Suitable for exterior applications (provided it is noted as suitable in the applications chart above) in non-freezing climates, when proper installation methods are followed.

FEATURES



All or select items within this series meet the requirements for these qualifications. For more information visit americanolean.com.

TRIM

		NUMBER	PIECES/ CARTON
	Floor Bullnose	3 x 12	P43C9 22

INSTALLATION

Grout Joint Recommendation	Shade Variation
3/16" (Overlap should not exceed 33% when installing tile with a length 15" or greater in a staggered brick-joint pattern.)	 HIGH (V3)

PERFORMANCE CHARACTERISTICS

	ASTM#	RESULT
Water Absorption	C373	< 7.0%
Breaking Strength	C648	> 250 lbs.
Scratch Hardness	MOHS	8.0
Chemical Resistance	C650	Resistant

For additional information on test results, visit us at: americanolean.com/information/TestResults.

DURABILITY

Floor Surface Wear Resistance

1	Residential Bathrooms	③	All Residential / Light Commercial
2	All Residential Areas	4	All Residential / Commercial

NOTES

Since there are variations in all fired ceramic and natural products, tile and trim supplied for your particular installation may not match samples. Final confirmation should be made from actual tiles and trim prior to installation. Manufactured in accordance with ANSI A137.1 standards.

Not for use on ramps. Water, oil, grease, improper drainage and certain footwear can create slippery conditions. Floor applications expected to be exposed to these conditions require extra caution in product selection.

For additional information refer to "Factors to Consider" at: americanolean.com/Factors.

Special consideration needs to be given when installing tiles greater than 15 inches. Please refer to americanolean.com/LargeTiles for more information.

Manufacturer Advisory: All tile is measured by the DCOF AcuTest™ method. Tiles with DCOF values < 0.42 are not recommended for use in areas with wet or slippery conditions. For more information, see ANSI standard A137.1 section 6.2.2.1.10, available at www.tileusa.com.



ASCEND™

MARBLE & LIMESTONE

NATURAL STONE



AMERICAN OLEAN®
PROVEN IN TILE™


AMERICANOLEAN.COM

ASCEND™

With white and gray color tones, linear veining and rectangles, Ascend translates the most distinctive design trends of today into an exquisite natural stone product. Featuring both marble and limestone, Ascend delivers a captivating mix of color movement and finishes. Contemporary mosaics further distinguish this line and include hexagon, modern stacked stone, leaf, and chevron shapes.



STONE TILE




HONEST GREIGE LIMESTONE L101 (VEIN-CUT)
12" x 24", 3" x 8" – Honed



OPEN HORIZON MARBLE M110 (VEIN-CUT)
12" x 24", 3" x 8" – Honed
12" x 24" – Polished



OPEN HORIZON MARBLE M110
Modern Pencil Rail



CANDID HEATHER MARBLE M109 (VEIN-CUT)
12" x 24", 3" x 8" – Honed
12" x 24" – Polished



CANDID HEATHER MARBLE M109
Modern Pencil Rail

ASCEND™

MARBLE & LIMESTONE

MOSAICS

HEXAGON MOSAIC



OPEN HORIZON MARBLE M110 (VEIN-CUT)
4" Hexagon Mosaic – Honed, Scraped & Sand-blasted



CANDID HEATHER MARBLE M109 (Vein-cut)
4" Hexagon Mosaic – Honed, Scraped & Sand-blasted



HONEST GREIGE LIMESTONE L101 (Vein-cut)
4" Hexagon Mosaic – Honed, Scraped, Sand-blasted & Bush-Hammered

CHEVRON MOSAIC



OPEN HORIZON MARBLE M110 (VEIN-CUT)
1" x 6" Chevron Mosaic – Honed



CANDID HEATHER MARBLE M109 (Vein-cut)
1" x 6" Chevron Mosaic – Honed



HONEST GREIGE LIMESTONE L101 (Vein-cut)
1" x 6" Chevron Mosaic – Honed

RANDOM MODERN STACK MOSAIC



OPEN HORIZON MARBLE M110 (VEIN-CUT)
Random Modern Stack Mosaic – Honed, Bush-Hammered & Sand-blasted



CANDID HEATHER MARBLE M109 (Vein-cut)
Random Modern Stack Mosaic – Honed, Bush-Hammered & Sand-blasted



HONEST GREIGE LIMESTONE L101 (Vein-cut)
Random Modern Stack Mosaic – Honed, Scraped, Sand-blasted & Bush-hammered

LEAF MOSAIC



OPEN HORIZON MARBLE M110 (VEIN-CUT)
1" x 2" Leaf Mosaic – Honed



CANDID HEATHER MARBLE M109 (Vein-cut)
1" x 2" Leaf Mosaic – Honed









HONEST GREIGE LIMESTONE L101 (Vein-cut)
1" x 2" Leaf Mosaic – Honed

ASCEND™

MARBLE & LIMESTONE

SIZES

			THICKNESS	SQ. FT./ CARTON	PIECES/ CARTON
	12 x 24 Tile	12" x 24" (30.05 cm x 61.00 cm)	3/8"	10 (M109 & M110) 12 (L101)	5 (M109 & M110) 6 (L101)
	3 x 8 Tile	2-15/16" x 7-7/8" (M109 & L101) (7.50 cm x 20.00 cm) 2-15/16" x 8" (M110) (7.50 cm x 20.32 cm)	3/8"	6.4 (M109) 9.6 (L101) 10 (M110)	40 (M109) 60 (L101 & M110)
	4" Hexagon Mosaic	14-1/8" x 11-1/2" Sheet (36 cm x 29.3 cm)	3/8"	7.76 (M109 & M110) 9.7 (L101)	8 (M109 & M110) 10 (L101)
	1 x 6 Chevron Mosaic	14-5/8" x 17-3/8" Sheet (37 cm x 44 cm)	3/8"	9.6 (M109 & M110) 12 (L101)	8 (M109 & M110) 10 (L101)
	Modern Stack Mosaic	8-3/4" x 12-1/8" Sheet (22.2 cm x 30.7 cm)	3/8" to 3/4"	2.96 (M109 & M110) 3.7 (L101)	4 (M109 & M110) 5 (L101)
	1 x 2 Leaf Mosaic	10-1/4" x 13-1/4" Sheet (26 cm x 33.5 cm)	3/8"	6.88	8

TRIM

			NUMBER	PIECES/ CARTON
	Modern Pencil Rail	3/4 x 12		36

NOTES

Natural stone products inherently lack uniformity and are subject to variation in aesthetics (color, shade, finish, etc.) and performance (hardness, strength, slip resistance, etc.). Natural stone products do not meet minimum coefficient of friction thresholds recommended by safety standard setting organizations. No warranties, expressed or implied, relative to merchantability or fitness for a particular purpose are made regarding the natural stone products distributed by American Olean. Check local building codes prior to specification or installation to verify that product technical characteristics comply with required parameters.

The existence and dimensions of a bevel may vary from lot to lot. Be sure to request a sample of the specific lot you are planning to order if the bevel is an important feature of your job.

For additional application and technical information, refer to the "Stone Usage Guide" at americanolean.com/sug.

BATHROOM ACCESSORIES

GLAZED AND CONTEMPORARY

AMERICAN OLEAN®



WALL



AMERICAN OLEAN®
PROVEN IN TILE™

BATHROOM ACCESSORIES

Beautiful in form and function, these cast metal and stone shelves are the perfect update to traditional shelving. Their sleek design features a lip around the edge to prevent items from slipping off the shelves, and a drainage hole keep liquids from collecting. Designed with options to match any style, available finishes range from white gloss to oil rubbed bronze. These complementing finishes are all permanently sealed with Q-Seal™, which protects against stains and abrasions.



COVER & ABOVE PHOTO:
PERSPECTA CIRRUS WHITE AND
GRAVITY GRAY, BATH ACCESSORIES
WHITE GLOSS

- SLEEK AND FUNCTIONAL

- Updated contemporary design available in cast metal or stone
- Six finishes and two different sizes are available for each style
- Coordinating Soap Dish and Towel Bar available in the popular Ice White and Matte Designer White.

- Q-SEAL™ PERMANENT PROTECTION

- Water- and stain-resistant, also protects against abrasion
- Ultra-Fresh® antimicrobial protection, which inhibits the growth of stains and odor-causing mold and mildew



MADE IN THE U.S.A.

All or select items within this series are made in the USA. For more information, visit daltile.com/BathAccessories.

BATHROOM ACCESSORIES

GLAZED AND CONTEMPORARY

AMERICAN OLEAN®

FINISHES: GLOSSY | MATTE

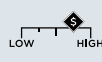
USAGE



MATERIAL



PRICING



SPECIAL FEATURES



NOT APPLICABLE FOR ALL PRODUCTS IN THIS SERIES. SEE CHARTS FOR FULL PRODUCT DETAILS.

WALL

CONTEMPORARY ACCESSORIES

CAST STONE CORNER SHELVES (PRICE GROUP 1)



FROST WHITE CN09*
9" Large Corner Shelf
with Flange



FROST WHITE CN09*
5" Corner Shelf
with Flange



FROST WHITE CN09*
9" Large Corner Shelf
with Flat Back



FROST WHITE CN09*
5" Corner Shelf
with Flat Back

* CN09 coordinated with Bright 0025



WHITE GLOSS CN10
9" Large Corner Shelf
with Flange



WHITE GLOSS CN10
5" Corner Shelf
with Flange



WHITE GLOSS CN10
9" Large Corner Shelf
with Flat Back



WHITE GLOSS CN10
5" Corner Shelf
with Flat Back



SAND CN11
9" Large Corner Shelf
with Flange



SAND CN11
5" Corner Shelf
with Flange



SAND CN11
9" Large Corner Shelf
with Flat Back



SAND CN11
5" Corner Shelf
with Flat Back



GRAY CN13
9" Large Corner Shelf
with Flange



GRAY CN13
5" Corner Shelf
with Flange



GRAY CN13
9" Large Corner Shelf
with Flat Back



GRAY CN13
5" Corner Shelf
with Flat Back

(1) and (2) indicate Price Groups, (1) being the least expensive.

CAST METAL CORNER SHELVES (PRICE GROUP 2)



STAINLESS CN14
9" Large Corner Shelf
with Flange



STAINLESS CN14
5" Corner Shelf
with Flange



STAINLESS CN14
9" Large Corner Shelf
with Flat Back



STAINLESS CN14
5" Corner Shelf
with Flat Back



OIL RUBBED BRONZE CN15
9" Large Corner Shelf
with Flange



OIL RUBBED BRONZE CN15
5" Corner Shelf
with Flange



OIL RUBBED BRONZE CN15
9" Large Corner Shelf
with Flat Back



OIL RUBBED BRONZE CN15
5" Corner Shelf
with Flat Back

FLAT BACK



FLANGED



* Flat Back and Flange Contemporary Corner Shelves are available in all sizes and colors. Flat Back Corner Shelves install over existing surfaces. Flange is ideal for new construction.

BATHROOM ACCESSORIES

GLAZED AND CONTEMPORARY

AMERICAN OLEAN®

FINISHES: GLOSSY | MATTE

USAGE



FLOOR



WALL



COUNTERTOP



SHOWER FLOOR



EXTERIOR FLOOR

MATERIAL

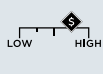


CERAMIC



METAL

PRICING



LOW HIGH

SPECIAL FEATURES



STEPWISE*



TRUE EDGE*



MADE IN THE U.S.A.



LARGE FORMAT



MOSAIC/DECO



ENCAUSTIC



TERRAZZO



PAVER



CUSTOMIZE

NOT APPLICABLE FOR ALL PRODUCTS IN THIS SERIES. SEE CHARTS FOR FULL PRODUCT DETAILS.

WALL

CERAMIC BATH ACCESSORIES

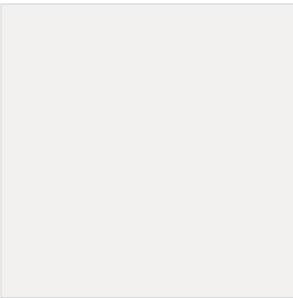


SOAP DISH BA725
6-5/8" x 4-3/4" x 3-1/2"




TOWEL BAR BRACKETS WITH PLASTIC BAR
BA730
2-3/4" x 4-7/8" x 3-15/16"

CERAMIC COLOR OPTIONS



ICE WHITE 0025



MATTE DESIGNER WHITE 0061

** All towel bars come with a clear plastic bar. All are 24" in length.

BATHROOM ACCESSORIES

GLAZED AND CONTEMPORARY

AMERICAN OLEAN®

FINISHES: GLOSSY | MATTE

USAGE



MATERIAL



PRICING



SPECIAL FEATURES



NOT APPLICABLE FOR ALL PRODUCTS IN THIS SERIES. SEE CHARTS FOR FULL PRODUCT DETAILS.

WALL

SIZES

CONTEMPORARY

			THICKNESS (flange on the back of accessory)	PIECES/ CARTON
	9" Large Corner Shelf with Flange	BA680 (9-1/8" x 9-1/8" x 7/8") (23.16 cm x 23.16 cm x 2.20 cm)	5/16"	1
	5" Corner Shelf with Flange	BA670 (5-1/4" x 5-1/4" x 3/4") (13.33 cm x 13.33 cm x 1.90 cm)	5/16"	1
	9" Large Corner Shelf with Flat Back	BA680FB (9-1/8" x 9-1/8" x 7/8") (23.16 cm x 23.16 cm x 2.20 cm)	5/16"	1
	5" Corner Shelf with Flat Back	BA670FB (5-1/4" x 5-1/4" x 3/4") (13.33 cm x 13.33 cm x 1.90 cm)	5/16"	1

CERAMIC

			THICKNESS (flange on the back of accessory)	PIECES/ CARTON
	Soap Dish	BA725 (6-5/8" x 4-3/4" x 3-1/2")	5/16"	1
	Towel Bar	BA730 (2-3/4" x 4-7/8" x 3-15/16")	5/16"	1

FEATURES



MADE IN THE U.S.A.



ZEROTOX
Healthy Homes | Healthy Planet

All or select items within this series meet the requirements for these qualifications. For more information visit americanolean.com.

APPLICATIONS

	TARGET DCOF WET	SUITABLE
Dry & Level – Interior Floor	N/A	
Wet & Level – Interior Floor	≥ 0.42	
Shower Floors (Residential or Light Commercial)	≥ 0.42	
Exterior Floor Applications (including patios, pool decking & other wet areas with minimal footwear)	≥ 0.60	
Ramps & Inclines	≥ 0.65	
Walls/Backsplashes	N/A	●
Countertops	N/A	
Pool Linings	N/A	

A DCOF value of ≥ 0.42 is the standard for tiles specified for level interior spaces expected to be walked upon when wet, as stated in ANSI A137.1-A326.3. For more information about DCOF and the DCOF AcuTest™, visit americanolean.com/DCOF.

APPLICATION NOTES:

Suitable for interior applications only, when proper installation methods are followed.

INSTALLATION & PRICING

Grout Joint Recommendation	Shade Variation	
Wall: 1/16"	<p>LOW (V1) (Ceramic and Cast Stone)</p>	<p>MEDIUM (V2) (Cast Metal)</p>

NOTES

Contemporary Bath Accessories can be installed in wet areas such as backsplashes, bathroom walls and shower enclosures, but are not recommended in areas with swimming pools or hot tubs because pool chemicals may harm the protective coating.

Contemporary Bath Accessories are permanently protected by Q-Seal™: Stain and scratch resistant, antimicrobial. Made in the USA.

Since there are variations in all products, product supplied for your particular installation may not match these samples. Final color selection should be made from actual tiles and trim and not from tile samples or color reproductions.

For additional information refer to "Factors to Consider" at americanolean.com/Factors.



888.AOT.TILE

AMERICANOLEAN.COM



AMERICAN OLEAN®
PROVEN IN TILE™



LEARN MORE

©2022 AMERICAN OLEAN (5/22)

BRYSON VALLEY™

AMERICAN OLEAN®



COLORBODY™ PORCELAIN FLOOR

FLOOR

WOOD LOOK



AMERICAN OLEAN®
PROVEN IN TILE™

BRYSON VALLEY™

Bryson Valley offers an ultra-realistic barnwood visual with authentic hardwood texture. The rich warmth of real wood floors is presented in large format porcelain tile appealing to designers and homeowners who prefer today's longer, wider planks.



FLOOR

FINISHES: MATTE

USAGE



FLOOR



WALL



COUNTERTOP



SHOWER FLOOR



EXTERIOR FLOOR

MATERIAL



PRICING



SPECIAL FEATURES



TRUEEDGE™




MADE IN THE U.S.A.



LARGE FORMAT

WOOD LOOK

COLORBODY™ PORCELAIN FLOOR TILE



COASTAL BEACHWOOD BV10



WHISKEY BARREL BV11



NANTUCKET ESTATE BV12



PETRIED FOREST BV13



TRUFFLE BARNWOOD BV14



SLIP RESISTANT



WATERPROOF



STAINPROOF



DENTPROOF



SCRATCH-RESISTANT™



FIRE RESISTANT



CLIMATEPRO™



SIMPLICLEAN™

VISIT AMERICANOLEAN.COM/WHYTILE FOR A COMPLETE LIST OF QUALIFICATIONS AND EXCLUSIONS.

FLOOR

FINISHES: MATTE

USAGE



MATERIAL



PRICING



SPECIAL FEATURES



WOOD LOOK

SIZES

			THICKNESS	SQ. FT./ CARTON	PIECES/ CARTON
	8 x 48 Floor Tile	7-3/4" x 46-15/16" (19.71 cm x 119.30 cm)	5/16"	15.19	6

APPLICATIONS

	TARGET DCOF WET	SUITABLE
Dry & Level - Interior Floor	N/A	●
Wet & Level - Interior Floor	≥ 0.42	●
Shower Floors (Residential or Light Commercial)	≥ 0.42	
Exterior Floor Applications (including pool decking & other wet areas with minimal footwear)	≥ 0.60	
Ramps & Inclines	≥ 0.65	
Walls/Backsplashes	N/A	●
Countertops	N/A	●
Pool Linings	N/A	

A DCOF value of ≥0.42 is the standard for tiles specified for level interior spaces expected to be walked upon when wet, as stated in ANSI A137.1-A326.3. For more information about DCOF and the DCOF AcuTest™, visit americanolean.com/DCOF.

APPLICATION NOTES:

Suitable for exterior applications in freezing and non-freezing climates, when proper installation methods are followed.

INSTALLATION & PRICING

Grout Joint Recommendation	Shade Variation
Floor: 1/8" (3/16" when installing tile with a length 15" or greater in a staggered brick-joint pattern; overlap should not exceed 33%.)	 RANDOM (V4)

PERFORMANCE CHARACTERISTICS

	ASTM#	FLOOR RESULT
Water Absorption	C373	< 0.5%
Breaking Strength	C648	> 275 lbs.
Scratch Hardness	MOHS	8.0
Chemical Resistance	C650	Resistant

For additional information on test results, visit us at: americanolean.com/information/TestResults.

DURABILITY

Floor Surface Wear Resistance

1 Residential Bathrooms	3 All Residential / Light Commercial
2 All Residential Areas	4 All Residential / Commercial

NOTES

Since there are variations in all fired ceramic and natural products, tile and trim supplied for your particular installation may not match samples. Final confirmation should be made from actual tiles and trim prior to installation. Manufactured in accordance with ANSI A137.1 standards.

Not for use on ramps. Water, oil, grease, improper drainage and certain footwear can create slippery conditions. Floor applications expected to be exposed to these conditions require extra caution in product selection.

For additional information refer to "Factors to Consider" at: americanolean.com/Factors.

Random visuals enhance the natural beauty of this product. To achieve optimal results, all tile should be selected from multiple cartons and shading and graphic arrangement planned prior to installation.

Special consideration needs to be given when installing tiles greater than 15 inches. Please refer to americanolean.com/LargeTiles for more information.

Special care should be taken when grouting with dark pigmented colors. A grout release is recommended to prevent finely powdered pigments from lodging in the pores of the surface. Use of a latex modified thin-set is recommended for installation.

FEATURES

PRE-CONSUMER RECYCLED CONTENT REVEAL IMAGING®

MADE IN THE U.S.A.



All or select items within this series meet the requirements for these qualifications. For more information visit americanolean.com.

888.AOT.TILE



AMERICAN OLEAN®
PROVEN IN TILE™



NATURAL STONE



CANDORA™

Indulge in the elegance of natural stone with Candora by American Olean. This new collection of marble and limestone is offered in three exquisite colors of white, gray, and beige in both polished and honed finishes. Coordinating mosaics are available in contemporary patterns and color blends for an added touch of luxury on walls or floors. Classically beautiful in both residential and commercial settings, the Candora stone collection exhibits timeless beauty through modern design.

Above photo features Candora™ Vestal White Marble 12 x 24 on the floor with Demure Gray Marble Linear Leaf mosaic on the shower floor and walls.

FINISHES: GLOSSY | MATTE | TEXTURED

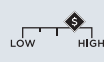
USAGE



MATERIAL



PRICING



SPECIAL FEATURES



NOT APPLICABLE FOR ALL PRODUCTS IN THIS SERIES. SEE CHARTS FOR FULL PRODUCT DETAILS.

NATURAL STONE

STONE TILE & TRIM



VESTAL WHITE MARBLE M046
12" x 24" - Polished
12" x 24" - Honed




VESTAL WHITE MARBLE M046
3/4" x 12" Modern Pencil Rail - Polished & Honed

MINI ARABESQUE MOSAIC



VESTAL WHITE BLEND
MARBLE DE13 - Polished



DEMURE GRAY BLEND
MARBLE DE15 - Polished

MINI CHEVRON MOSAIC



WHITE & BLUE BLEND MARBLE
DE17 - Polished



WHITE & GRAY BLEND MARBLE
DE18 - Polished



LIGHT BEIGE & BROWN BLEND MARBLE
DE19 - Polished

FINISHES: GLOSSY | MATTE | TEXTURED

USAGE



FLOOR



WALL



COUNTERTOP



SHOWER FLOOR



EXTERIOR FLOOR

MATERIAL



MARBLE



LIMESTONE

PRICING



LOW HIGH

SPECIAL FEATURES



STEPWISE™



TRUE EDGE™



MADE IN THE U.S.A.



LARGE FORMAT



MOSAIC/DECO



ENCAUSTIC



TERRAZZO



PAVER



CUSTOMIZE

NOT APPLICABLE FOR ALL PRODUCTS IN THIS SERIES. SEE CHARTS FOR FULL PRODUCT DETAILS.

NATURAL STONE

LINEAR LEAF MOSAIC



VESTAL WHITE MARBLE
M046 - Polished & Bush Hammered




DEMURE GRAY MARBLE
M053 - Polished & Bush Hammered

LINEAR LEAF MOSAIC



VESTAL WHITE MARBLE
M046 - Polished



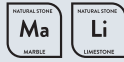
DEMURE GRAY MARBLE
M053 - Polished

FINISHES: GLOSSY | MATTE | TEXTURED

USAGE



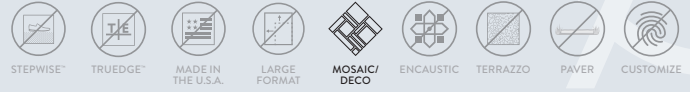
MATERIAL



PRICING



SPECIAL FEATURES



NOT APPLICABLE FOR ALL PRODUCTS IN THIS SERIES. SEE CHARTS FOR FULL PRODUCT DETAILS.

NATURAL STONE

SIZES

			THICKNESS	SQ. FT./ CARTON	PIECES/ CARTON
	12 x 24 Floor Tile	11-13/16" x 23-13/16" (30.00 cm x 60.48 cm)	3/8" (M046) 5/8"	12.00 (M046) 8.00	3 (M046) 2
	Mini Arabesque Mosaic	12" x 11-5/8" (30.48 cm x 29.68 cm Sheet)	3/8"	7.20	10
	Mini Chevron Mosaic	12" x 11-13/16" (30.48 cm x 30.00 cm Sheet)	3/8"	9.40	10
	Linear Leaf Mosaic	12-1/2" x 11-3/16" (31.11 cm x 28.41 cm Sheet)	3/8"	8.50	10
	Linear Hex Mosaic	13-5/16" x 12-3/8" (33.80 cm x 31.44 cm Sheet)	3/8"	10.80	10

TRIM

			NUMBER	PIECES/ CARTON
	Modern Pencil Rail	3/4 x 12	MPR	36

NOTES

Natural stone products inherently lack uniformity and are subject to variation in aesthetics (color, shade, finish, etc.) and performance (hardness, strength, slip resistance, etc.). Natural stone products do not meet minimum coefficient of friction thresholds recommended by safety standard setting organizations. No warranties, expressed or implied, relative to merchantability or fitness for a particular purpose are made regarding the natural stone products distributed by American Olean. Check local building codes prior to specification or installation to verify that product technical characteristics comply with required parameters.

The existence and dimensions of a bevel may vary from lot to lot. Be sure to request a sample of the specific lot you are planning to order if the bevel is an important feature of your job.

For additional application and technical information, refer to the "Stone Usage Guide" at americanolean.com/sug.



COLOR APPEAL™
GLASS, GLASS & STONE




Photo features Color Appeal Willow Brook Blend 1 x 1 mosaic and Plaza Taupe 4 x 12 on the wall.

Color Appeal™ revisits glass with updated colors, fresh sizes, and on-trend stone and glass blends. Color Appeal offers a sophisticated range of both cool and warm neutrals as well as a vivid color group designed to add ‘pop’ to the color palette. Marbles and travertine are combined in harmonic blends with the neutral glass shades that perfectly complement each of the stone selections.

GLASS WALL TILE SOLIDS




1 x 1 GLASS MOSAIC BLENDS




GLASS RANDOM INTERLOCKING MOSAIC BLENDS

MOSAICS & ACCENTS



SEA PEARL BLEND C128



BLUE MOON BLEND C130



WILLOW BROOK BLEND C129



SAND STORM BLEND C133



PECAN GROVE BLEND C132



EARTH FIRE BLEND C131



SILVER SPRING BLEND C134



MIDNIGHT SKY BLEND C135

3 x RANDOM GLASS & NATURAL STONE MOSAIC BLENDS




PACIFIC COAST BLEND C136



SEA CLIFF BLEND C141



MOUNTAIN MORNING BLEND C140



PEBBLE BEACH BLEND C137



CANYON TRAIL BLEND C138



TORTOISE SHELL BLEND C139

5/8 x RANDOM GLASS & NATURAL STONE MOSAIC BLENDS



PACIFIC COAST BLEND C136



SEA CLIFF BLEND C141



MOUNTAIN MORNING BLEND C140



PEBBLE BEACH BLEND C137



CANYON TRAIL BLEND C138



TORTOISE SHELL BLEND C139










Photo features Color Appeal™ Sea Cliff Blend 3 x Random mosaic on the wall.

BLEND COMPONENTS

1 x 1 MOSAIC & RANDOM INTERLOCKING	COMPONENTS / USAGE
Sea Pearl Blend C128	Pearl C101-33%, Vintage Mint C107-34%, Fountain Blue C108-33%
Willow Brook Blend C129	Grasshopper C111-25%, Celedon C112-25%, Oxford Tan C103-25%, Plaza Taupe C105-25%
Blue Moon Blend C130	Pearl C101-33%, Powder C109-34%, Dusk C110-33%
Earth Fire Blend C131	Copper Brown C114-20%, Oxford Tan C103-35%, Cloud Cream C104-30%, Auburn C116-15%
Pecan Grove Blend C132	Sable C113-25%, Oxford Tan C103-33%, Plaza Taupe C105-33%, Cloud Cream C104-25%
Sand Storm Blend C133	Oxford Tan C103-25%, Plaza Taupe C105-25%, Cloud Cream C104-34%
Silver Spring Blend C134	Silver Cloud C102-34%, Pearl C101-33%, Charcoal Gray C121-33%
Midnight Sky Blend C135	Cloudburst C120-30%, Charcoal Gray C121-30%, Silver Cloud C102-30%, Slate C122-10%
5/8 x RANDOM & 3 x RANDOM GLASS & NATURAL STONE BLENDS	COMPONENTS / USAGE
Pacific Coast Blend C136	Pearl C101-33%, Moonlight C106-33%, Botticino Marble-34%
Pebble Beach Blend C137	Emperador Dark-33%, Emperador Light-33%, Cloud Cream C104-34%
Canyon Trail Blend C138	Cloud Cream C104-25%, Oxford Tan C103-25%, Copper Brown C114-25%, Noce Travertine-25%
Tortoise Shell Blend C139	Mink C119-25%, Sable C113-25%, Oxford Tan C103-25%, Emperador Dark-25%
Mountain Morning Blend C140	Silver Cloud C102-33%, Mink C119-33%, Chenile White 34%
Sea Cliff Blend C141	Cloudburst C120-33%, Charcoal Gray C121-33%, Silver Screen Marble-34%

SIZES

			THICKNESS	SQ. FT./ CARTON	PIECES/ CARTON
	4 x 12 Wall Tile	3-7/8" x 11-3/4" (9.80 cm x 29.80 cm)	5/16"	6.60	20
	2 x 8 Wall Tile	1-7/8" x 7-7/8" (4.80 cm x 19.80 cm)	5/16"	6.60	60
	3 x 6 Wall Tile	2-7/8" x 5-7/8" (7.30 cm x 14.80 cm)	5/16"	4.00	32
	1 x 1 Glass Mosaic ■	11-3/4" x 11-3/4" Sheet (29.80 cm x 29.80 cm Sheet)	5/16"	10.00	10
	Glass Random Interlocking Mosaic ■ ◇	12" x 18" Sheet (30.48 cm x 45.72 cm Sheet)	5/16"	10.00	10
	3 x Random Glass & Stone Mosaic ■	12-3/4" x 11-3/4" Sheet (32.39 cm x 29.8 cm Sheet)	5/16"	9.50	10
	5/8 x Random Glass & Stone Mosaic ■	11-3/4" x 12-1/2" Sheet (29.80 cm x 31.75 cm Sheet)	5/16"	10.00	10

■ Mesh-mounted ◇ Available in blends only

INSTALLATION & PRICING

RECOMMENDED GROUT JOINT:

Wall: 1/8"

Mosaic: 1/8"

RELATIVE PRICING: Medium to High

SHADE VARIATION



LOW
(V1)
(Solids)



RANDOM
(V4)
(Mosaic Blends)

PERFORMANCE CHARACTERISTICS

	ASTM#	WALL RESULT	MOSAIC RESULT*
Water Absorption	C373	< 0.5%	< 0.5%
Breaking Strength	C648	> 100 lbs.	> 100 lbs.
Scratch Hardness	MOHS	4.0	4.0
Chemical Resistance	C650	Resistant	Resistant
Abrasion Resistance	C1027	N/A	N/A

* Test results are for glass tile only.

USAGE

FLOORS	WALLS	COUNTERTOPS
	W	

APPLICATIONS

	TARGET DCOF WET	SUITABLE
Dry & Level – Interior Floor	N/A	
Wet & Level – Interior Floor	≥ 0.42	
Shower Floors (Residential or Light Commercial)	≥ 0.42	
Exterior Floor Applications (including pool decking & other wet areas with minimal footwear)	≥ 0.60	
Ramps & Inclines	≥ 0.65	
Walls/Backsplashes	N/A	●
Countertops	N/A	
Pool Linings	N/A	●*

A DCOF value of ≥0.42 is the standard for tiles specified for level interior spaces expected to be walked upon when wet, as stated in ANSI A137.1-A326.3. For more information about DCOF and the DCOF AcuTest™, visit americanolean.com/DCOF.

APPLICATION NOTES:

Suitable for exterior applications in freezing and non-freezing climates, when proper installation methods are followed.

* Glass & Stone blends are not recommended for pool use. C117 Cherry and C125 Hawaiian Ocean are not recommended for exterior use.

NOTES

For additional information refer to “Factors to Consider” at: americanolean.com/Factors.

Random visuals enhance the natural beauty of this product. To achieve optimal results, all tile should be selected from multiple cartons and shading and graphic arrangement planned prior to installation.

Since there are variations in all glass products, tile and trim supplied for your particular installation may not match samples. Final confirmation should be made from actual tiles and trim prior to installation. Manufactured in accordance with ANSI A137.2 standards.

Use of a white latex modified thin-set is recommended for installation.

Stone is sealed at the factory and should be resealed as part of normal maintenance.

COLOR STORY™ FLOOR

COLOR STORY™ COLLECTION - COLORBODY™ PORCELAIN

AMERICAN OLEAN®



CONCRETE LOOK



AMERICAN OLEAN®
PROVEN IN TILE™

COLOR STORY™ FLOOR

Make a splash with Color Story™ Floor, a fresh take on our signature Color Story™ collection. This contemporary concrete look is available in deep saturated solid hues as well as neutrals, each with a complementary terrazzo look. Your creative design solution has arrived. Mix and match colors or let the terrazzo look take center stage with Color Story Floor.

Cover photo features Color Story™ Floor Sapphire Sky & Shadow 12 x 12 matte on the floor and Stable Speckle 12 x 24 matte on the back wall.
Above photo features Color Story™ Floor Storm Grey Speckle 12 x 24 matte on the floor and Color Story™ Wall Black 3 x 6 glossy on the wall.

COLOR STORY™ FLOOR

COLOR STORY™ COLLECTION - COLORBODY™ PORCELAIN

AMERICAN OLEAN®

FINISHES: MATTE

USAGE



MATERIAL



PRICING




SPECIAL FEATURES



NOT APPLICABLE FOR ALL PRODUCTS IN THIS SERIES. SEE CHARTS FOR FULL PRODUCT DETAILS.

CONCRETE LOOK

FLOOR TILE



MATTE DESIGNER WHITE 0061



MATTE STABLE 0052



MATTE BALANCE 0034



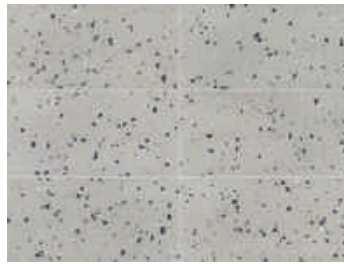
MATTE STORM GRAY 0017



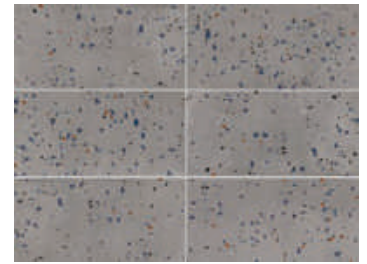
DESIGNER WHITE SPECKLE T061




STABLE SPECKLE T052




BALANCE SPECKLE T034




STORM GRAY SPECKLE T017




MATTE PASSION 0021



MATTE TRANQUILITY 0073



MATTE SAPPHIRE SKY 0072



MATTE SHADOW 0016



SLIP RESISTANT



WATERPROOF



STAINPROOF



DENTPROOF



SCRATCH-RESISTANT



FIRE-RESISTANT



CLIMATEPRO™



SIMPLICLEAN™

VISIT AMERICANOLEAN.COM/WHYTILE FOR A COMPLETE LIST OF QUALIFICATIONS AND EXCLUSIONS.

COLOR STORY™ FLOOR

COLOR STORY™ COLLECTION - COLORBODY™ PORCELAIN

AMERICAN OLEAN®

FINISHES: MATTE

USAGE



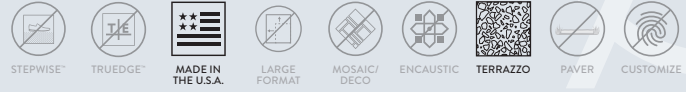
MATERIAL



PRICING



SPECIAL FEATURES



NOT APPLICABLE FOR ALL PRODUCTS IN THIS SERIES. SEE CHARTS FOR FULL PRODUCT DETAILS.

CONCRETE LOOK

SIZES

			THICKNESS	SQ. FT./ CARTON	PIECES/ CARTON
	12 x 24 Floor Tile	11-7/8" x 23-5/8" (30.23 cm x 60.12 cm)	5/16"	17.60	9
	12 x 12 Floor Tile	11-7/8" x 11-7/8" (30.23 cm x 30.23 cm)	5/16"	14.76	15

APPLICATIONS

	TARGET DCOF WET	SUITABLE
Dry & Level – Interior Floor	N/A	●
Wet & Level – Interior Floor	≥ 0.42	●
Shower Floors (Residential or Light Commercial)	≥ 0.42	
Exterior Floor Applications (including patios, pool decking & other wet areas with minimal footwear)	≥ 0.60	
Ramps & Inclines	≥ 0.65	
Walls/Backsplashes	N/A	●
Countertops	N/A	●
Pool Linings	N/A	

A DCOF value of ≥ 0.42 is the standard for tiles specified for level interior spaces expected to be walked upon when wet, as stated in ANSI A137.1-A326.3. For more information about DCOF and the DCOF AcuTest™, visit americanolean.com/DCOF.

APPLICATION NOTES:

Suitable for exterior applications (provided it is noted as suitable in the applications chart above) in freezing and non-freezing climates, when proper installation methods are followed.

FEATURES



All or select items within this series meet the requirements for these qualifications. For more information visit americanolean.com.

TRIM*

			NUMBER	PIECES/ CARTON
	Floor Bullnose	3 x 12	P43C9	30
	Cove Base	6 x 12	P36C9	22
	Cove Base Corner	1 x 6	PC36C9	15

*All trim is available in solid colors only.

INSTALLATION

Grout Joint Recommendation	Shade Variation
3/16"	High (V3)

PERFORMANCE CHARACTERISTICS

	ASTM#	RESULT
Water Absorption	C373	< 0.5%
Breaking Strength	C648	> 275 lbs
Scratch Hardness	MOHS	8.0
Chemical Resistance	C650	Resistant

For additional information on test results, visit us at: americanolean.com/information/TestResults.

DURABILITY

Floor Surface Wear Resistance

1	Residential Bathrooms	3	All Residential / Light Commercial
2	All Residential Areas	4	All Residential / Commercial

NOTES

Since there are variations in all fired ceramic and natural products, tile and trim supplied for your particular installation may not match samples. Final confirmation should be made from actual tiles and trim prior to installation. Manufactured in accordance with ANSI A137.1 standards.

To achieve optimal results, all tile should be selected from multiple cartons and shading and graphic arrangement planned prior to installation.

Not for use on ramps. Water, oil, grease, improper drainage and certain footwear can create slippery conditions. Floor applications expected to be exposed to these conditions require extra caution in product selection.

For additional information refer to "Factors to Consider" at: americanolean.com/Factors.

Special consideration needs to be given when installing tiles greater than 15 inches. Please refer to americanolean.com/LargeTiles for more information.

Special care should be taken when grouting with dark pigmented colors. A grout release is recommended to prevent finely powdered pigments from lodging in the pores of the surface. Use of a latex modified thin-set is recommended for installation.

888.AOT.TILE

AMERICANOLEAN.COM



AMERICAN OLEAN®
PROVEN IN TILE™



©2022 AMERICAN OLEAN (05/22)

LEARN MORE

COLOR STORY™ MOSAICS

COLOR STORY™ COLLECTION - GLAZED CERAMIC

AMERICAN OLEAN®



MOSAIC



AMERICAN OLEAN®
PROVEN IN TILE™

COLOR STORY™ MOSAICS

Make your mark and tell your story with Color Story™. This mosaic collection features an attractive mix of colors and sizes to offer design versatility. Give your space its own personality with various mosaic designs ranging from a classic penny round to a popular 1.5" hexagon. For a contemporary feel, black and white mosaic pattern combinations were carefully put together to align with today's current trends. Offering solutions to the most creative demands, Color Story Mosaics delivers quality, functionality and style to artists and designers everywhere.



Cover photo features Designer White, Black, Ice White, Restore, and Blush.
Above photo features Harlequin Mosaic Wisdom, Ice White, and Balance.

COLOR STORY™ MOSAICS

COLOR STORY™ COLLECTION - GLAZED CERAMIC

AMERICAN OLEAN®


FINISHES: GLOSSY | MATTE

USAGE	MATERIAL	PRICING	SPECIAL FEATURES
 FLOOR  WALL  COUNTERTOP  SHOWER FLOOR  EXTERIOR FLOOR	 CERAMIC	 LOW HIGH	 STEPWISE™  TRUEDGE™  MADE IN THE U.S.A.  LARGE FORMAT  MOSAIC/DECO  ENCAUSTIC  TERRAZZO  PAVER  CUSTOMIZE


NOT APPLICABLE FOR ALL PRODUCTS IN THIS SERIES. SEE CHARTS FOR FULL PRODUCT DETAILS.

MOSAIC

SHAPES




1.5" Hexagon Mosaic
(Dot-mounted
on 12" x 10" Sheet)




Penny Round Mosaic
(Mesh-mounted
on 13-1/2" x 11-7/16" Sheet)




2 x 3 Harlequin Mosaic
(Dot-mounted
on 12" x 13" Sheet)




2 x 2 Mosaic
(Dot-mounted
on 12" x 24" Sheet)




1" x 3" Basket Weave Mosaic*
(Mesh-mounted
on 13-1/8" x 13-1/8" Sheet)



Penny Round Mosaic*
(Mesh-mounted
on 13-1/2" x 11-7/16" Sheet)



1.5" Hexagon Mosaic*
(Mesh-mounted
on 14" x 12" Sheet)



2 x 3 Cube Mosaic†
(Mesh-mounted
on 12" x 13" Sheet)

NEUTRAL - GLOSS



ICE WHITE 0025 (1) STABLE 0055 (2) DEPENDABLE 0053 (2) BALANCE 0014 (1) BLACK 0049 (2)

NEUTRAL - MATTE



MATTE DESIGNER WHITE 0061 (1) MATTE STABLE 0052 (2) MATTE DEPENDABLE 0056 (2) MATTE BALANCE 0034 (1) MATTE BLACK 0064 (2)

VIBRANT - GLOSS



RESTORE 0058 (3) PEACOCK BLUE 0084 (3) SAPPHIRE SKY 0070 (3) WISDOM 0082 (3) NAVY 0117 (3)



SLIP RESISTANT



STAINPROOF



DENTPROOF



SCRATCH-RESISTANT
Applicable to products with Matte and Textured Finishes



FIRE-RESISTANT
Not Applicable to Mesh-Mounted Mosaic



SIMPLECLEAN™

VISIT AMERICANOLEAN.COM/WHYITEL FOR A COMPLETE LIST OF QUALIFICATIONS AND EXCLUSIONS.

▪ Stocked in CS60 Matte Designer White and Matte Black.
 † Stocked in CS61 Matte Designer White, Matte Black and Matte Balance.
 ‡ 2 x 3 cube mosaic requires special installation considerations. Please refer to americanolean.com/colorstorymosaics for more information.

(1), (2) and (3) indicate price groups. (1) being the least expensive.
 Custom pattern and blend options available in 1.5" Hexagon, 2x3 Harlequin, 2x2 and 2x3 Cube on a made to order basis.

COLOR STORY™ MOSAICS

COLOR STORY™ COLLECTION - GLAZED CERAMIC

AMERICAN OLEAN®

FINISHES: GLOSSY | MATTE

USAGE



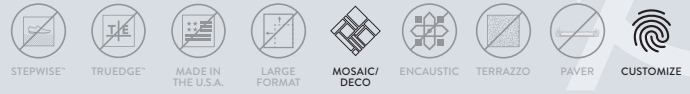
MATERIAL



PRICING



SPECIAL FEATURES



NOT APPLICABLE FOR ALL PRODUCTS IN THIS SERIES. SEE CHARTS FOR FULL PRODUCT DETAILS.

SIZES

			THICKNESS	SQ. FT./ CARTON	PIECES/ CARTON
	1.5" Hexagon Mosaic (Dot-mounted on 12" x 10" Sheet)	11-5/8" x 10-1/4" Sheet (28.89 cm x 26.04 cm Sheet)	1/4"	9.76	12
	Penny Round Mosaic (Mesh-mounted on 13-1/2" x 11-7/16" Sheet)	13-1/2" x 11-7/16" Sheet (34.29 cm x 29.08 cm Sheet)	1/4"	10.50	10
	2 x 3 Harlequin Mosaic (Dot-mounted on 12" x 13" Sheet)	12" x 13" Sheet (30.48 cm x 33.02 cm Sheet)	1/4"	8.80	10
	2 x 2 Mosaic (Dot-mounted on 12" x 24" Sheet)	12" x 24" Sheet (30.48 cm x 60.96 cm Sheet)	1/4"	24.00	12
	1" x 3" Basket Weave Mosaic* (Dot-mounted on 13-1/8" x 13-1/8" Sheet)	13-1/8" x 13-1/8" Sheet (33.34 cm x 33.34 cm Sheet)	1/4"	10.00	10
	Penny Round Mosaic* (Mesh-mounted on 13-1/2" x 11-7/16" Sheet)	13-1/2" x 11-7/16" Sheet 34.29 cm x 29.08 cm Sheet	1/4"	10.50	10
	1.5" Hexagon Mosaic* (Mesh-mounted on 14" x 12" Sheet)	14" x 12" Sheet (35.56 cm x 29.21 cm Sheet)	1/4"	10	10
	2 x 3 Cube Mosaic† (Mesh-mounted on 12" x 13" Sheet)	12" x 13" Sheet (30.48 cm x 33.02 cm Sheet)	1/4"	8.80	10

* Stocked in CS60 Matte Designer White and Matte Black.

† Stocked in CS61 Matte Designer White, Matte Black and Matte Balance.

Custom pattern and blend options available in 1.5" Hexagon, 2x3 Harlequin, 2x2 and 2x3 Cube on a made to order basis.

‡ 2 x 3 cube mosaic requires special installation considerations. Please refer to americanolean.com/colorstorymosaics for more information.

APPLICATIONS

	TARGET DCOF WET	SUITABLE
Dry & Level – Interior Floor	N/A	●*
Wet & Level – Interior Floor	≥ 0.42	●*
Shower Floors (Residential or Light Commercial)	≥ 0.42	●*
Exterior Floor Applications (including patios, pool decking & other wet areas with minimal footwear)	≥ 0.60	●
Ramps & Inclines	≥ 0.65	●
Walls/Backsplashes	N/A	●
Countertops	N/A	●†
Pool Linings	N/A	●

A DCOF value of ≥ 0.42 is the standard for tiles specified for level interior spaces expected to be walked upon when wet, as stated in ANSI A137.1-A326.3. For more information about DCOF and the DCOF AcuTest™, visit americanolean.com/DCOF.

APPLICATION NOTES:

Suitable for exterior applications (provided it is noted as suitable in the applications chart above) in non-freezing climates, when proper installation methods are followed.

* Matte mosaics only.

† Darker colors may show scratches.

MOSAIC

TRIM

			NUMBER	PIECES/ CARTON
	Jolly	1/2 x 12	SI/212J	6 CARDS*

* Jolly suitable for wall applications only (4 pieces per card)

INSTALLATION & PRICING

Grout Joint Recommendation	Shade Variation
Mosaic: 1/8"	 LOW (V1)

PERFORMANCE CHARACTERISTICS

	ASTM#	GLOSS RESULT	MATTE RESULT
Water Absorption	C373	< 3.0%	< 3.0%
Breaking Strength	C648	> 250 lbs.	> 250 lbs.
Scratch Hardness	MOHS	4.0 - 6.0	8.0
Chemical Resistance	C650	Resistant	Resistant

For additional information on test results, visit us at: americanolean.com/information/TestResults.

DURABILITY

Floor Surface Wear Resistance

1	Residential Bathrooms	3	All Residential / Light Commercial
2	All Residential Areas	4	All Residential / Commercial

NOTES

Since there are variations in all fired ceramic and natural products, tile and trim supplied for your particular installation may not match samples. Final confirmation should be made from actual tiles and trim prior to installation. Manufactured in accordance with ANSI A137.1 standards.

Not for use on ramps. Water, oil, grease, improper drainage and certain footwear can create slippery conditions. Floor applications expected to be exposed to these conditions require extra caution in product selection.

For additional information refer to "Factors to Consider" at: americanolean.com/Factors.

Manufacturer Advisory: All tile is measured by the DCOF AcuTest™ method. Tiles with DCOF values < 0.42 are not recommended for use in areas with wet or slippery conditions. For more information, see ANSI standard A137.1 section 6.2.2.1.10, available at www.tileusa.com.

COLOR STORY™ MOSAICS

		MUNSELL	LRV
0014	BALANCE	1.0GY 7.5/0.2	51.1
0025	ICE WHITE	7.0Y 9.2/0.2	83.9
0034	MATTE BALANCE	1.3GY 7.5/0.3	51.1
0049	BLACK	10.0B 2.6/0.1	5.0
0052	MATTE STABLE	2.1Y 7.8/0.7	55.9
0053	DEPENDABLE	0.6Y 6.3/0.5	34.2
0055	STABLE	2.0Y 7.8/0.8	56.1
0056	MATTE DEPENDABLE	0.4Y 6.3/0.5	33.5
0058	RESTORE	3.7BG 7.4/1.3	48.3
0061	MATTE DESIGNER WHITE	4.9Y 9.2/0.2	83.4
0064	MATTE BLACK	3.3PB 2.8/0.1	5.8
0070	SAPPHIRE SKY	7.6PB 3.2/4.4	7.0
0082	WISDOM	5.8G 3.2/1.5	7.3
0084	PEACOCK BLUE	1.9B 5.0/4.5	18.0
0117	NAVY	5.0PB 2.9/1.2	5.9

888.AOT.TILE



AMERICAN OLEAN®
PROVEN IN TILE™

COLOR STORY™ WALL

COLOR STORY™ COLLECTION - GLAZED CERAMIC

AMERICAN OLEAN®



WALL



AMERICAN OLEAN®
PROVEN IN TILE™



COLOR STORY™ WALL

Make your mark and tell your story with Color Story™. This wall collection features an attractive mix of 32 colors and multiple finish selections to offer design versatility. Colors range from neutral and earth hues to bright and energetic tones. Give your space its own personality through various size selections. Offering solutions to the most creative demands, Color Story Wall delivers quality, functionality and style to artists and designers everywhere.

Cover photo features Devotion, Blaze, Wisdom, Mandarin, Lemon Zest, Green Apple, and Sapphire Sky Penny Round mosaic.
Above photo features 2 x 8 Navy and Ice White on the wall, 2x2 Navy mosaic in the niche and Panoramic Porcelain Statuario on the countertop.

COLOR STORY™ WALL

COLOR STORY™ COLLECTION - GLAZED CERAMIC

AMERICAN OLEAN®

FINISHES: GLOSSY | MATTE

USAGE



MATERIAL



PRICING




SPECIAL FEATURES



NOT APPLICABLE FOR ALL PRODUCTS IN THIS SERIES. SEE CHARTS FOR FULL PRODUCT DETAILS.

WALL

NEUTRAL



ICE WHITE 0025 (1)




CALM 0035 (1)




BALANCE 0014 (1)



BLACK 0049 (2)




MATTE DESIGNER WHITE 0061 (1)



MATTE CALM 0036 (1)




MATTE BALANCE 0034 (1)



MATTE BLACK 0064 (2)

NEUTRAL+



STABLE 0055 (2)




DEPENDABLE 0053 (2)



STORM GRAY 0040 (2)



SHADOW 0006 (2)



MATTE STABLE 0052 (2)



MATTE DEPENDABLE 0056 (2)



MATTE STORM GRAY 0017 (2)



MATTE SHADOW 0016 (2)

VIBRANT*



SCARLET 0010 (3)



PASSION 0019 (3)



BLAZE 0029 (3)



WISDOM 0082 (3)



NAVY 0117 (3)



SAPPHIRE SKY 0070 (3)



DEVOTION 0086 (3)



LEMON ZEST 0075 (3)

VIBRANT+*



TRANQUILITY 0059 (3)



FRESH 0031 (3)



MANDARIN 0077 (3)



GREEN APPLE 0076 (3)



PEACOCK BLUE 0084 (3)



RESTORE 0058 (3)



BLUSH 0023 (3)



GRACE 0068 (3)

*Vibrant available in glossy finish only.













(1), (2) and (3) indicate price groups. (1) being the least expensive.

COLOR STORY™ WALL

COLOR STORY™ COLLECTION - GLAZED CERAMIC








AMERICAN OLEAN®

FINISHES: GLOSSY | MATTE

USAGE	MATERIAL	PRICING	SPECIAL FEATURES
 FLOOR  WALL  COUNTERTOP  SHOWER FLOOR  EXTERIOR FLOOR	 CERAMIC	 LOW HIGH	 STEPWISE*  TRUEDGE*  MADE IN THE U.S.A.  LARGE FORMAT  MOSAIC/ DECO  ENCAUSTIC  TERRAZZO  PAVER  CUSTOMIZE

NOT APPLICABLE FOR ALL PRODUCTS IN THIS SERIES. SEE CHARTS FOR FULL PRODUCT DETAILS.

SIZES


			THICKNESS	SQ. FT./ CARTON	PIECES/ CARTON
	8 x 24 Wall Tile	8" x 24" (20.34 cm x 61.03 cm)	3/8" 9.30 mm	13.30	10
	4 x 16 Wall Tile	4" x 16" (10.17 cm x 40.68 cm)	3/8" 9.30 mm	13.20	30
	4 x 12 Wall Tile	4-1/4" x 12-7/8" (10.91 cm x 32.77 cm)	5/16" 7.90 mm	10.64	28
	2 x 8 Wall Tile	2-1/8" x 8-9/16" (5.45 cm x 21.82 cm)	5/16" 7.90 mm	10.40	80
	3 x 6 Wall Tile	3" x 6" (7.65 cm x 15.31 cm)	5/16" 7.90 mm	12.50	100
	6 x 6 Wall Tile	6" x 6" (15.31 cm x 15.31 cm)	5/16" 7.90 mm	12.50	50
	4 x 4 Wall Tile	4-1/4" x 4-1/4" (10.90 cm x 10.90 cm)	5/16" 7.90 mm	12.50	100

COLOR/SHAPE AVAILABILITY CHART

	8 x 24	4 x 16	4 x 12	2 x 8	3 x 6	6 x 6	4 x 4	JOLLY	A106 & AC106	BULLNOSE	COVE BASE
NEUTRAL	✓	✓	✓	✓	✓	✓	✓	✓	✓	✓	✓
NEUTRAL +	✓	✓	✓	✓	✓	✓	✓	✓	✓	✓	○
VIBRANT	✓	✓	✓	✓	✓			✓			
VIBRANT +		✓	✓	✓	✓			✓			

✓ Inventory ○ Made to order

INSTALLATION

Grout Joint Recommendation	Shade Variation
<p>8 x 24: 1/16" (1/8" when rectangular size is installed in a staggered brick-joint pattern; overlap should not exceed 33%.)</p> <p>4 x 16, 4 x 12, & 2 x 8: 1/16" (When rectangular size is installed in a staggered brick-joint pattern, overlap should not exceed 33%.)</p> <p>6 x 6, 4 x 4, & 3 x 6: 1/16"</p>	 LOW (V1)

PERFORMANCE CHARACTERISTICS

	ASTM#	RESULT
Water Absorption	C373	<20.0%
Breaking Strength	C648	120 - 230 lbs.
Scratch Hardness	MOHS	4.0 - 6.0
Chemical Resistance	C650	Resistant
Abrasion Resistance	C1027	N/A

For additional information on test results, visit us at: americanolean.com/information/TestResults.

WALL

APPLICATIONS

	TARGET DCOF WET	SUITABLE
Dry & Level – Interior Floor	N/A	
Wet & Level – Interior Floor	≥ 0.42	
Shower Floors (Residential or Light Commercial)	≥ 0.42	
Exterior Floor Applications (including patios, pool decking & other wet areas with minimal footwear)	≥ 0.60	
Ramps & Inclines	≥ 0.65	
Walls/Backsplashes	N/A	●
Countertops	N/A	●*
Pool Linings	N/A	●**

A DCOF value of ≥ 0.42 is the standard for tiles specified for level interior spaces expected to be walked upon when wet, as stated in ANSI A137.1-A326.3. For more information about DCOF and the DCOF AcuTest™, visit americanolean.com/DCOF.

APPLICATION NOTES:

Suitable for exterior applications (provided it is noted as suitable in the applications chart above) in non-freezing climates, when proper installation methods are followed.

* 6 x 6, 4 x 4, 3 x 6 Matte finish only. Darker colors may show scratches.

** 6 x 6, 4 x 4, 3 x 6 only.

NOTES

Since there are variations in all fired ceramic and natural products, tile and trim supplied for your particular installation may not match samples. Final confirmation should be made from actual tiles and trim prior to installation. Manufactured in accordance with ANSI A137.1 standards.

For additional information refer to "Factors to Consider" at: americanolean.com/Factors.

FEATURES

 POST-CONSUMER RECYCLED MATERIALS	 PRE-CONSUMER RECYCLED MATERIALS
 MADE IN THE U.S.A.	 ZEROTOX Healthy Homes Healthy Planet

All or select items within this series meet the requirements for these qualifications. For more information visit americanolean.com.

 STAINPROOF	 DENTPROOF	 SCRATCH-RESISTANT <small>Applicable to products with Stone and Natural Finishes</small>	 FIRE-RESISTANT	 SIMPLICLEAN™
--	---	--	--	--

VISIT AMERICANOLEAN.COM/WHYTILE FOR A COMPLETE LIST OF QUALIFICATIONS AND EXCLUSIONS.

888.AOT.TILE



AMERICAN OLEAN®
PROVEN IN TILE™

COLOR STORY™ WALL

COLOR STORY™ COLLECTION - GLAZED CERAMIC

AMERICAN OLEAN®

FINISHES: GLOSSY | MATTE

USAGE



MATERIAL



PRICING



SPECIAL FEATURES



NOT APPLICABLE FOR ALL PRODUCTS IN THIS SERIES. SEE CHARTS FOR FULL PRODUCT DETAILS.

WALL

TRIM

TRIM	Thickness	Pieces/ Carton
S1/212J / 1/2 x 12 Jolly ^ 4 pieces per card	1/2" x 11-15/16" (1.29 cm x 30.36 cm)	1/4" 7.23 mm 6 Cards
A106 / 1 x 6 Quarter Round	1" x 6" (2.43 cm x 15.16 cm)	5/16" 7.90 mm 152
AC106 / 1 x 6 Quarter Round Corner	1" x 6" (2.43 cm x 15.16 cm)	5/16" 7.90 mm 120
SURFACE BULLNOSE		
S44D9 / 4 x 16 Bullnose (on 16" side)	4" x 16" (10.17 cm x 40.68 cm)	3/8" 9.30 mm 24
SN44D9 / 4 x 4 Bullnose Corner	4" x 4" (10.17 cm x 10.17 cm)	3/8" 9.30 mm 20
S44C9MOD / 4 x 12 Bullnose (on 12" side)	4-1/4" x 12-7/8" (10.91 cm x 32.77 cm)	5/16" 7.90 mm 28
SCRL4449 / 4 x 4 Bullnose Corner	4-1/4" x 4-1/4" (10.90 cm x 10.90 cm)	5/16" 7.90 mm 100
S4289MOD / 2 x 8 Bullnose (on 8" side)	2-1/8" x 8-9/16" (5.45 cm x 21.82 cm)	5/16" 7.90 mm 80
SN4289M / 2 x 2 Bullnose Corner	2-1/8" x 2-1/8" (5.45 cm x 5.45 cm)	5/16" 7.90 mm 25
S4369MOD / 3 x 6 Bullnose (on 6" side)	3" x 6" (7.65 cm x 15.31 cm)	5/16" 7.90 mm 100
SN4339 / 3 x 3 Bullnose Corner	3" x 3" (7.65 cm x 7.65 cm)	5/16" 7.90 mm 32
S4269 / 2 x 6 Bullnose (on 6" side)	2" x 6" (5.15 cm x 15.31 cm)	5/16" 7.90 mm 100
SN4269 / 2 x 2 Bullnose Corner	2" x 2" (5.15 cm x 5.15 cm)	5/16" 7.90 mm 25
S4449 / 4 x 4 Bullnose	4-1/4" x 4-1/4" (10.90 cm x 10.90 cm)	5/16" 7.90 mm 100
RADIUS BULLNOSE		
A4200 / 2 x 6 Bullnose	2" x 6" (5.28 cm x 15.20 cm)	5/16" 7.90 mm 100
AN4200 / 2 x 2 Bullnose Corner	2" x 2" (5.28 cm x 5.28 cm)	5/16" 7.90 mm 20
FLAT TOP COVE BASE		
A34C1MOD / 4 x 12 Cove Base	4-1/4" x 12-7/8" (10.91 cm x 32.77 cm)	5/16" 7.90 mm 40
A3361MOD / 3 x 6 Cove Base	3" x 6" (7.65 cm x 15.31 cm)	5/16" 7.90 mm 36
SCR3361M / 3 x 6 Cove Base Corner Right	3" x 6" (7.65 cm x 15.31 cm)	5/16" 7.90 mm 36
SCL3361M / 3 x 6 Cove Base Corner Left	3" x 6" (7.65 cm x 15.31 cm)	5/16" 7.90 mm 36
A3601 / 6 x 6 Cove Base	6" x 6" (15.31 cm x 15.31 cm)	5/16" 7.90 mm 44
SCR3601 / 6 x 6 Cove Base Corner Right	6" x 6" (15.31 cm x 15.31 cm)	5/16" 7.90 mm 20
SCL3601 / 6 x 6 Cove Base Corner Left	6" x 6" (15.31 cm x 15.31 cm)	5/16" 7.90 mm 20
A3401 / 4 x 4 Cove Base	4-1/4" x 4-1/4" (10.90 cm x 10.90 cm)	5/16" 7.90 mm 84
SCR3401 / 4 x 4 Cove Base Corner Right	4-1/4" x 4-1/4" (10.90 cm x 10.90 cm)	5/16" 7.90 mm 30
SCL3401 / 4 x 4 Cove Base Corner Left	4-1/4" x 4-1/4" (10.90 cm x 10.90 cm)	5/16" 7.90 mm 30

TRIM (CON'T)

TRIM	Thickness	Pieces/ Carton
SANITARY COVE BASE		
S3619T / 6 x 6 Cove Base	6" x 6" (15.31 cm x 15.31 cm)	5/16" 7.90 mm 40
SCR3619T / 6 x 6 Cove Base Corner Right	6" x 6" (15.31 cm x 15.31 cm)	5/16" 7.90 mm 20
SCL3619T / 6 x 6 Cove Base Corner Left	6" x 6" (15.31 cm x 15.31 cm)	5/16" 7.90 mm 20
S3419T / 4 x 6 Cove Base	4-1/4" x 6" (10.90 cm x 15.31 cm)	5/16" 7.90 mm 60
SCR3419T / 4 x 6 Cove Base Corner Right	4-1/4" x 6" (10.90 cm x 15.29 cm)	5/16" 7.90 mm 20
SCL3419T / 4 x 6 Cove Base Corner Left	4-1/4" x 6" (10.90 cm x 15.31 cm)	5/16" 7.90 mm 20
SANITARY COVE BASE - Slim Foot Design		
S3619TN / 6 x 6 Cove Base	6" x 6" (15.31 cm x 15.31 cm)	5/16" 7.90 mm 40
SC3619TN / 1 x 6 Cove Base Corner	1" x 6" (2.43 cm x 15.16 cm)	5/16" 7.90 mm 60

All trim is available in Neutral and Neutral + colors only. ^ Jolly available in all colors.

TRIM USAGE

Wall Tile	8 x 24	4 x 16	4 x 12	2 x 8	3 x 6	6 x 6	4 x 4
Jolly	S1/212J	S1/212J	S1/212J	S1/212J	S1/212J	S1/212J	S1/212J
Quarter Round	A106	A106	A106	A106	A106	A106	A106
Quarter Round Corner	AC106	AC106	AC106	AC106	AC106	AC106	AC106
SURFACE BULLNOSE							
Bullnose	S44D9	S44C9MOD	S4289MOD	S4369MOD	S4269	S4449	
Corner	SN44D9	SCRL4449	SN4289M	SN4339	SN4269	SCRL4449	
Bullnose				S4269		S4269	
Corner				SN4269		SN4269	
RADIUS BULLNOSE							
Bullnose	A4200	A4200	A4200	A4200	A4200	A4200	A4200
Corner	AN4200	AN4200	AN4200	AN4200	AN4200	AN4200	AN4200
FLAT TOP COVE BASE							
Cove Base	A3601	A3601	A34C1MOD	A3401	A3361MOD	A3601	A3401
Cove Base Corner	SCR3601 & SCL3601	SCR3601 & SCL3601	SCR3401 & SCL3401	SCR3401 & SCL3401	SCR3361M & SCL3361M	SCR3601 & SCL3601	SCR3401 & SCL3401



888.AOT.TILE



AMERICAN OLEAN®
PROVEN IN TILE™

AMERICANOLEAN.COM

©2021 AMERICAN OLEAN (05/21)

COLOR STORY™ WALL

COLOR STORY™ COLLECTION - GLAZED CERAMIC

AMERICAN OLEAN®



FINISHES: GLOSSY | MATTE

USAGE




MATERIAL



PRICING



SPECIAL FEATURES



NOT APPLICABLE FOR ALL PRODUCTS IN THIS SERIES. SEE CHARTS FOR FULL PRODUCT DETAILS.

WALL

COLOR STORY™

		MUNSELL	LRV
			Illuminate-OBS: F02-02 (CWF)
0006	SHADOW	1.3B 3.9/0.4	11.4
0010	SCARLET	5.1R 4.4/11.1	14.0
0014	BALANCE	1.0GY 7.5/0.2	51.1
0016	MATTE SHADOW	0.6B 3.9/0.4	11.1
0017	MATTE STORM GREY	9.8G 5.3/0.1	22.3
0019	PASSION	N/A	N/A
0023	BLUSH	2.4YR 6.8/3.1	41.0
0025	ICE WHITE	7.0Y 9.2/0.2	83.9
0029	BLAZE	0.5YR 5.5/8.7	25.9
0031	FRESH	4.1BG 5.7/3.1	25.1
0034	MATTE BALANCE	1.3GY 7.5/0.3	51.1
0035	CALM	5.2Y 8.8/0.9	75.9
0036	MATTE CALM	5.2Y 8.8/0.9	75.9
0040	STORM GREY	1.9B 5.3/0.1	22.6
0049	BLACK	10.0B 2.6/0.1	5.0
0052	MATTE STABLE	2.1Y 7.8/0.7	55.9
0053	DEPENDABLE	0.6Y 6.3/0.5	34.2
0055	STABLE	2.0Y 7.8/0.8	56.1
0056	MATTE DEPENDABLE	0.4Y 6.3/0.5	33.5
0058	RESTORE	3.7BG 7.4/1.3	48.3
0059	TRANQUILITY	9.8BG 4.7/1.0	17.2
0061	MATTE DESIGNER WHITE	4.9Y 9.2/0.2	83.4
0064	MATTE BLACK	3.3PB 2.8/0.1	5.8
0068	GRACE	7.0P 4.6/2.2	16.6
0070	SAPPHIRE SKY	7.6PB 3.2/4.4	7.0
0075	LEMON ZEST	2.8Y 7.9/9.3	61.8
0076	GREEN APPLE	5.8YR 6.6/8.3	41.2
0077	MANDARIN	5.8YR 6.6/8.3	41.2
0082	WISDOM	5.8G 3.2/1.5	7.3
0084	PEACOCK BLUE	1.9B 5.0/4.5	18.0
0086	DEVOTION	2.8P 3.2/2.1	7.5
0117	NAVY	5.0PB 2.9/1.2	5.9



DESIGNER WHITE, BLACK, ICE WHITE, RESTORE, AND BLUSH.

888.AOT.TILE



AMERICAN OLEAN®
PROVEN IN TILE™

AMERICANOLEAN.COM

©2021 AMERICAN OLEAN (05/21)

CONCRETE CHIC™

GLAZED PORCELAIN FLOOR WITH REVEAL IMAGING™

AMERICAN OLEAN®



CONCRETE LOOK



AMERICAN OLEAN®
PROVEN IN TILE™



CONCRETE CHIC™

Concrete Chic refreshes the popular stained cement aesthetic with updated graphics and a contemporary color palette in a product that is made in the USA with recycled content. At home in modern residential settings as well as commercial spaces, Concrete Chic is sure to capture attention.

Cover and above photos feature Concrete Chic™ Elegant Grey 12 x 24 on the floor.

CONCRETE CHIC™

GLAZED PORCELAIN FLOOR WITH REVEAL IMAGING™

AMERICAN OLEAN®

FINISHES: MATTE

USAGE



MATERIAL



PRICING



SPECIAL FEATURES



NOT APPLICABLE FOR ALL PRODUCTS IN THIS SERIES. SEE CHARTS FOR FULL PRODUCT DETAILS.

CONCRETE LOOK

GLAZED PORCELAIN FLOOR TILE



CURRENT CREAM CC65



TRENDY TAN CC66



ELEGANT GRAY CC67



STYLISH CHARCOAL CC68



VOGUE BROWN CC69



SLIP RESISTANT



WATERPROOF



STAINPROOF



DENTPROOF



SCRATCH-RESISTANT



FIRE-RESISTANT



CLIMATEPRO™



SIMPLICLEAN™

VISIT AMERICANOLEAN.COM/WHYTILE FOR A COMPLETE LIST OF QUALIFICATIONS AND EXCLUSIONS.

CONCRETE CHIC™

GLAZED PORCELAIN FLOOR WITH REVEAL IMAGING™

AMERICAN OLEAN®

FINISHES: MATTE

USAGE



MATERIAL



PRICING



SPECIAL FEATURES



NOT APPLICABLE FOR ALL PRODUCTS IN THIS SERIES. SEE CHARTS FOR FULL PRODUCT DETAILS.

CONCRETE LOOK

SIZES

			THICKNESS	SQ. FT./ CARTON	PIECES/ CARTON
	12 x 24 Floor Tile	11-13/16" x 23-13/16" (30.00 cm x 60.48 cm)	5/16"	17.60	9

APPLICATIONS

	TARGET DCOF WET	SUITABLE
Dry & Level – Interior Floor	N/A	●
Wet & Level – Interior Floor	≥ 0.42	●
Shower Floors (Residential or Light Commercial)	≥ 0.42	●
Exterior Floor Applications (including patios, pool decking & other wet areas with minimal footwear)	≥ 0.60	●
Ramps & Inclines	≥ 0.65	●
Walls/Backsplashes	N/A	●
Countertops	N/A	●
Pool Linings	N/A	●

A DCOF value of ≥ 0.42 is the standard for tiles specified for level interior spaces expected to be walked upon when wet, as stated in ANSI A137.1-2012, Section 9.6. For more information about DCOF and the DCOF AcuTest™, visit americanolean.com/DCOF.

APPLICATION NOTES:

Suitable for exterior applications (provided it is noted as suitable in the applications chart above) in freezing and non-freezing climates, when proper installation methods are followed.

TRIM

			NUMBER	PIECES/ CARTON
	Floor Bullnose	3 x 12	P43C9	30
	Cove Base □	6 x 12	P36C9TB	22
	Cove Base Outcorner □	6 x 1	PC36C9TB	15

INSTALLATION & PRICING

RECOMMENDED GROUT JOINT:

3/16" (Overlap should not exceed 33% when installing tile with a length 15" or greater in a staggered brick-joint pattern. When multiple sizes are installed in a modular pattern, please specify same size caliber at time of order.)

SHADE VARIATION



PERFORMANCE CHARACTERISTICS

	ASTM#	FLOOR RESULT
Water Absorption	C373	< 0.5%
Breaking Strength	C648	> 275 lbs.
Scratch Hardness	MOHS	8.0
Chemical Resistance	C650	Resistant

For additional information on test results, visit us at: americanolean.com/information/TestResults.

DURABILITY

Floor Surface Wear Resistance

1 Residential Bathrooms	③	All Residential / Light Commercial*
2 All Residential Areas	④	All Residential / Commercial**

*CC68, CC69 **CC65, CC66, CC67

NOTES

Since there are variations in all fired ceramic and natural products, tile and trim supplied for your particular installation may not match samples. Final confirmation should be made from actual tiles and trim prior to installation. Manufactured in accordance with ANSI A137.1 standards.

Not for use on ramps. Water, oil, grease, improper drainage and certain footwear can create slippery conditions. Floor applications expected to be exposed to these conditions require extra caution in product selection.

For additional information refer to "Factors to Consider" at: americanolean.com/Factors.

Special consideration needs to be given when installing tiles greater than 15 inches. Please refer to americanolean.com/LargeTiles for more information.

Use of a latex modified thin-set is recommended for installation. For more information, visit americanolean.com.

FEATURES



PRE-CONSUMER RECYCLED MATERIALS



REVEAL IMAGING®

All or select items within this series meet the requirements for these qualifications. For more information visit americanolean.com.



CERTIFIED PORCELAIN TILE
0.2% OF DRY WEIGHT WATER ABSORPTION

888.AOT.TILE

AMERICANOLEAN.COM



AMERICAN OLEAN®
PROVEN IN TILE™

©2022 AMERICAN OLEAN (03/22)



LEARN MORE

CONRAD BRICK™

GLAZED PORCELAIN

AMERICAN OLEAN®



WALL



AMERICAN OLEAN®
PROVEN IN TILE™

CONRAD BRICK™

Inspired by Scandinavian simplicity, Conrad Brick™ exemplifies soft sophistication. The 2 x 8 glossy wall tile is available in a curated color group of soft and serene earth tones. This versatile shape can be installed in a standard straight-joint pattern, herringbone pattern, and more.



Cover photo features Conrad Brick™ Siren 2 x 8 on the island and back wall inset and Unglazed Mosaics™ Black and Ice White Penny Round Diamond Mosaic on the floor. Above photo features Conrad Brick™ Linen 2 x 8 on the backsplash and Historic Bridge Old Hollow 6 x 36 matte on the floor.

FINISHES: GLOSSY

USAGE



FLOOR



WALL



COUNTERTOP



SHOWER FLOOR



EXTERIOR FLOOR

MATERIAL



PG
GLAZED
PORCELAIN

PRICING



LOW HIGH

SPECIAL FEATURES



STEPWISE™



TRUE EDGE™



MADE IN THE U.S.A.



LARGE FORMAT



MOSAIC/DECO



ENCAUSTIC



TERRAZZO



PAVER



CUSTOMIZE

NOT APPLICABLE FOR ALL PRODUCTS IN THIS SERIES. SEE CHARTS FOR FULL PRODUCT DETAILS.

WALL

WALL TILE



POLAR CB90



LINEN CB91



TIN CB92



STARK CB93



SAGE CB94



SIREN CB95



MARINE CB96



WATERPROOF



STAINPROOF



DENTPROOF



FIRE-RESISTANT



CLIMATEPRO™



SIMPLICLEAN™

VISIT AMERICANOLEAN.COM/WHYTILE FOR A COMPLETE LIST OF QUALIFICATIONS AND EXCLUSIONS.

FINISHES: GLOSSY

USAGE



MATERIAL



PRICING




SPECIAL FEATURES



NOT APPLICABLE FOR ALL PRODUCTS IN THIS SERIES. SEE CHARTS FOR FULL PRODUCT DETAILS.

WALL

SIZES

			THICKNESS	SQ. FT./ CARTON	PIECES/ CARTON
	2 x 8 Wall Tile	2" x 7-15/16" (5.08 cm x 20.26 cm)	3/8"	4.68	36

APPLICATIONS

	TARGET DCOF WET	SUITABLE
Dry & Level – Interior Floor	N/A	
Wet & Level – Interior Floor	≥ 0.42	
Shower Floors (Residential or Light Commercial)	≥ 0.42	
Exterior Floor Applications (including patios, pool decking & other wet areas with minimal footwear)	≥ 0.60	
Ramps & Inclines	≥ 0.65	
Walls/Backsplashes	N/A	●
Countertops	N/A	
Pool Linings	N/A	

A DCOF value of ≥ 0.42 is the standard for tiles specified for level interior spaces expected to be walked upon when wet, as stated in ANSI A137.1-A326.3. For more information about DCOF and the DCOF AcuTest™, visit americanolean.com/DCOF.

APPLICATION NOTES:

Suitable for exterior applications (provided it is noted as suitable in the applications chart above) in freezing and non-freezing climates, when proper installation methods are followed.

INSTALLATION

Grout Joint Recommendation	Shade Variation
1/16"	High (V3)

PERFORMANCE CHARACTERISTICS

	ASTM#	RESULT
Water Absorption	C373	< 0.5%
Breaking Strength	C648	> 275 lbs.
Scratch Hardness	MOHS	6.0
Chemical Resistance	C650	Resistant

For additional information on test results, visit us at: americanolean.com/information/TestResults.

NOTES

Since there are variations in all fired ceramic and natural products, tile and trim supplied for your particular installation may not match samples. Final confirmation should be made from actual tiles and trim prior to installation. Manufactured in accordance with ANSI A137.1 standards.

To achieve optimal results, all tile should be selected from multiple cartons and shading and graphic arrangement planned prior to installation.

For additional information refer to "Factors to Consider" at: americanolean.com/Factors.

Use of a latex modified thin-set is recommended for installation.

For more information, visit americanolean.com.

FEATURES



POST-CONSUMER RECYCLED MATERIALS



PRE-CONSUMER RECYCLED MATERIALS



REVEAL IMAGING®



All or select items within this series meet the requirements for these qualifications. For more information visit americanolean.com.



CRAFTER™

COLORBODY™ & GLAZED PORCELAIN FLOOR AND GLAZED CERAMIC MOSAIC
WITH STEPWISE™ TECHNOLOGY

AMERICAN OLEAN®



CONCRETE LOOK



AMERICAN OLEAN®
PROVEN IN TILE™

CRAFTER™

Transform any space to reflect your artistic vision with Crafter™, a concrete look inspired by visuals of unique fibers found in craft paper. Popular large format sizes available in five on trend colors offer a clean canvas to achieve various design aspirations, two 8" hex decos create an eye-catching 3D effect with a strong aesthetic appeal. Reach new heights of contemporary design in both commercial and residential spaces.



50% MORE
SLIP RESISTANT
THAN ORDINARY TILE*

*When compared to tile meeting ANSI Standards

Cover photo features Paper Block 8 x 8 Hex on the floor.

Above photo features Sketch 24 x 24 on the floor and Waterwood™ White Oak 8 x 40 on the wall.

CRAFTER™

COLORBODY™ & GLAZED PORCELAIN FLOOR AND GLAZED CERAMIC MOSAIC WITH STEPWISE™ TECHNOLOGY

AMERICAN OLEAN®

FINISHES: MATTE

USAGE



MATERIAL



PRICING



SPECIAL FEATURES



CONCRETE LOOK

COLORBODY™ PORCELAIN FLOOR TILE



PAPIER-MACHE CF15



TWILL CF16



ORIGAMI CF17



SKETCH CF18



INK CF19

GLAZED PORCELAIN 8" HEXAGON FLOOR TILE



PAPER BLOCK CF20



CARBON BLOCK CF21

GLAZED CERAMIC 2 x 2 MOSAIC




PAPIER-MACHE CF15



TWILL CF16



ORIGAMI CF17



SKETCH CF18



INK CF19



VISIT AMERICANOLEAN.COM/WHYTILE FOR A COMPLETE LIST OF QUALIFICATIONS AND EXCLUSIONS.

CRAFTER™

COLORBODY™ & GLAZED PORCELAIN FLOOR AND GLAZED CERAMIC MOSAIC WITH STEPWISE™ TECHNOLOGY

AMERICAN OLEAN®

FINISHES: MATTE

USAGE



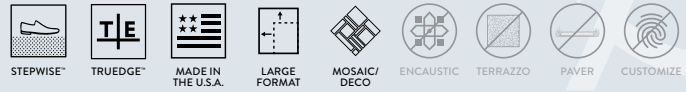
MATERIAL



PRICING



SPECIAL FEATURES



CONCRETE LOOK

SIZES

			THICKNESS	SQ. FT./ CARTON	PIECES/ CARTON
	24 x 24 Floor Tile	23-3/8" x 23-3/8" (59.44 cm x 59.44 cm)	5/16"	15.20	4
	12 x 24 Floor Tile	11-5/8" x 23-3/8" (29.56 cm x 59.44 cm)	5/16"	15.12	8
	8" Hexagon Floor Tile	7-7/8" x 9-1/8" (20.04 cm x 23.16 cm)	5/16"	9.37	25
	2 x 2 Mosaic (Dot-mounted)	12" x 24" Sheet (30.48 cm x 60.96 cm Sheet)	1/4"	24.00	12

INSTALLATION & PRICING

Grout Joint Recommendation	Shade Variation
<p>Floor: 1/8" (3/16" when installing tile with a length 15" or greater in a staggered brick-joint pattern; overlap should not exceed 33%.)</p> <p>Mosaic: 1/8"</p>	<p>MEDIUM (V2)</p>

PERFORMANCE CHARACTERISTICS

	ASTM#	FLOOR RESULT	MOSAIC RESULT
Water Absorption	C373	< 0.5%	< 3.0%
Breaking Strength	C648	> 275 lbs.	> 250 lbs.
Scratch Hardness	MOHS	8.0	8.0
Chemical Resistance	C650	Resistant	Resistant

For additional information on test results, visit us at: americanolean.com/information/TestResults.

DURABILITY

Floor Surface Wear Resistance

1 Residential Bathrooms	3	All Residential / Light Commercial
2 All Residential Areas	4	All Residential / Commercial

FEATURES



All or select items within this series meet the requirements for these qualifications. For more information visit americanolean.com.

TRIM

			NUMBER	PIECES/ CARTON
	Bullnose	3 x 24	P43F9	10
	Cove Base	6 x 12	P36C9TB	22
	Cove Base Corner	1 x 6	PC36C9TB	15

APPLICATIONS

	TARGET DCOF WET	SUITABLE
Dry & Level – Interior Floor	N/A	●
Wet & Level – Interior Floor	≥ 0.42	●
Shower Floors (Residential or Light Commercial)	≥ 0.42	●*
Exterior Floor Applications (including patios, pool decking & other wet areas with minimal footwear)	≥ 0.60	●
Ramps & Inclines	≥ 0.65	●
Walls/Backsplashes	N/A	●
Countertops	N/A	●
Pool Linings	N/A	●*

A DCOF value of ≥0.42 is the standard for level interior spaces expected to be walked upon when wet, as stated in ANSI A137.1-A326.3. For more information about DCOF and the DCOF AcuTest™, visit americanolean.com/DCOF.

APPLICATION NOTES:

Suitable for exterior applications (provided it is noted as suitable in the applications chart above) in freezing and non-freezing climates, when proper installation methods are followed.
 Mosaics suitable for exterior applications (provided it is noted as suitable in the applications chart above) in non-freezing climates, when proper installation methods are followed.
 *Mosaic tile only.

NOTES

Since there are variations in all fired ceramic and natural products, tile and trim supplied for your particular installation may not match samples. Final confirmation should be made from actual tiles and trim prior to installation. Manufactured in accordance with ANSI A137.1 standards.

Not for use on ramps. Water, oil, grease, improper drainage and certain footwear can create slippery conditions. Floor applications expected to be exposed to these conditions require extra caution in product selection.

For additional information refer to "Factors to Consider" at: americanolean.com/Factors.

Special consideration needs to be given when installing tiles greater than 15 inches. Please refer to americanolean.com/LargeTiles for more information.

Special care should be taken when grouting with dark pigmented colors. A grout release is recommended to prevent finely powdered pigments from lodging in the pores of the surface. Use of a latex modified thin-set is recommended for installation.

888.AOT.TILE



AMERICAN OLEAN®
PROVEN IN TILE™

FLOOR

CREEKWOOD™
GLAZED PORCELAIN



Photo features Creekwood Maple Lake 6 x 36 on the floor.

CREEKWOOD™ GLAZED PORCELAIN FLOOR WITH REVEAL IMAGING®

Creekwood™ by American Olean® provides the warmth and ambiance of natural wood flooring with the durability of a porcelain tile. The 6 x 36 size allows for traditional wood-plank installations in settings that demand higher performance and functionality than wood provides. With slight undulations, linear wood grains, and realistic 'knots', Creekwood utilizes Reveal Imaging® to create an authentic wood look on a porcelain body.

CREEKWOOD™

GLAZED PORCELAIN FLOOR TILE



BIRCH STREAM CW96



MAPLE LAKE CW97



ASH RIVER CW99



WALNUT BROOK CW98



All or select items within this series meet the requirements for these qualifications. For more information visit americanolean.com.


AMERICANOLEAN.COM

FLOOR



Photo features Creekwood™ Ash River 6 x 36 on the floor.

SIZES

			THICKNESS	SQ. FT./ CARTON	PIECES/ CARTON
	6 x 36 Floor Tile	5-7/8" x 35-7/16" (15.00 cm x 90.00 cm)	5/16"	13.05	9

TRIM

			NUMBER	PIECES/ CARTON
	Floor Bullnose	3 x 18	S-43H9	16

INSTALLATION & PRICING

RECOMMENDED GROUT JOINT:

Floor: 3/16" (Overlap should not exceed 33% when installing tile with a length 15" or greater in a staggered brick-joint pattern.)

RELATIVE PRICING: Medium

SHADE VARIATION



HIGH
(V3)

PERFORMANCE CHARACTERISTICS

	ASTM#	FLOOR RESULT
Water Absorption	C373	< 0.5%
Breaking Strength	C648	> 275 lbs.
Scratch Hardness	MOHS	8.0
Chemical Resistance	C650	Resistant
Abrasion Resistance	C1027	3 (CW98) 4 (CW96, CW97, CW99)

For additional information on test results, visit us at: americanolean.com/information/TestResults.

USAGE

FLOORS	WALLS	COUNTERTOPS
F	W	C

APPLICATIONS

	TARGET DCOF WET	SUITABLE
Dry & Level – Interior Floor	N/A	●
Wet & Level – Interior Floor	≥ 0.42	●
Shower Floors (Residential or Light Commercial)	≥ 0.42	
Exterior Floor Applications (including pool decking & other wet areas with minimal footwear)	≥ 0.60	
Ramps & Inclines	≥ 0.65	
Walls/Backsplashes	N/A	●
Countertops	N/A	●
Pool Linings	N/A	

A DCOF value of ≥0.42 is the standard for tiles specified for level interior spaces expected to be walked upon when wet, as stated in ANSI A137.1-A326.3. For more information about DCOF and the DCOF AcuTest™, visit americanolean.com/DCOF.

APPLICATION NOTES:

Suitable for exterior applications in freezing and non-freezing climates, when proper installation methods are followed.

NOTES

Since there are variations in all fired ceramic and natural products, tile and trim supplied for your particular installation may not match samples. Final confirmation should be made from actual tiles and trim prior to installation. Manufactured in accordance with ANSI A137.1 standards.


Not for use on ramps. Water, oil, grease, improper drainage and certain footwear can create slippery conditions. Floor applications expected to be exposed to these conditions require extra caution in product selection.

For additional information refer to "Factors to Consider" at: americanolean.com/Factors.

Special consideration needs to be given when installing tiles greater than 15 inches. Please refer to americanolean.com/LargeTiles for more information.

Use of a latex modified thin-set is recommended for installation. For more information, visit americanolean.com.

FINISHES: MATTE

USAGE  FLOOR  WALL  COUNTERTOP  SHOWER FLOOR  EXTERIOR FLOOR			MATERIAL  PG <small>GLAZED PORCELAIN</small>	PRICING  LOW HIGH	SPECIAL FEATURES  STEPWISE™  TRUEEDGE™  MADE IN THE U.S.A.  LARGE FORMAT  MOSAIC/DECO  ENCAUSTIC  TERRAZZO  PAVER  CUSTOMIZE					
--	--	--	--	--	--	--	--	--	--	--

NOT APPLICABLE FOR ALL PRODUCTS IN THIS SERIES. SEE CHARTS FOR FULL PRODUCT DETAILS.

STONE LOOK

GLAZED PORCELAIN FLOOR TILE



STREAM DY01



COVE DY02



BASIN DY04

GLAZED CERAMIC WALL TILE



STREAM DY01



COVE DY02



BASIN DY04

GLAZED CERAMIC MOSAIC



STREAM DY01



COVE DY02



BASIN DY04



VISIT AMERICANOLEAN.COM/WHYTILE FOR A COMPLETE LIST OF QUALIFICATIONS AND EXCLUSIONS.

FINISHES: MATTE

USAGE 	MATERIAL 	PRICING 	SPECIAL FEATURES
------------------	---------------------	--------------------	-----------------------------

NOT APPLICABLE FOR ALL PRODUCTS IN THIS SERIES. SEE CHARTS FOR FULL PRODUCT DETAILS.

STONE LOOK

SIZES

			THICKNESS	SQ. FT./ CARTON	PIECES/ CARTON
	18 x 18 Floor Tile	17-13/16" x 17-13/16" (45.20 cm x 45.20 cm)	5/16"	17.60	8
	12 x 24 Floor Tile	11-13/16" x 23-13/16" (30.00 cm x 60.48 cm)	5/16"	17.60	9
	12 x 12 Floor Tile	13-1/8" x 13-1/8" (33.30 cm x 33.30 cm)	5/16"	14.55	15
	10 x 14 Wall Tile <input type="checkbox"/>	9-13/16" x 13-15/16" (24.99 cm x 35.43 cm)	5/16"	14.58	15
	3 x 3 Mosaic <input type="checkbox"/> (Dot-mounted)	12" x 24" Sheet (30.48 cm x 60.96 cm Sheet)	1/4"	24.00	12

Ceramic body

APPLICATIONS

	TARGET DCOF WET	SUITABLE
Dry & Level – Interior Floor	N/A	●*
Wet & Level – Interior Floor	≥ 0.42	●*
Shower Floors (Residential or Light Commercial)	≥ 0.42	●**
Exterior Floor Applications (including patios, pool decking & other wet areas with minimal footwear)	≥ 0.60	
Ramps & Inclines	≥ 0.65	
Walls/Backsplashes	N/A	●
Countertops	N/A	●*
Pool Linings	N/A	●**

A DCOF value of ≥ 0.42 is the standard for tiles specified for level interior spaces expected to be walked upon when wet, as stated in ANSI A137.1-A326.3. For more information about DCOF and the DCOF AcuTest™, visit americanolean.com/DCOF.

APPLICATION NOTES:

Floor tile suitable for exterior applications (provided it is noted as suitable in the applications chart above) in freezing and non-freezing climates, when proper installation methods are followed.

Wall and mosaic tile suitable for exterior applications (provided it is noted as suitable in the applications chart above) in non-freezing climates, when proper installation methods are followed.

* Floor and mosaic tile only.

** Mosaic tile only.

FEATURES

	POST-CONSUMER RECYCLED MATERIALS		PRE-CONSUMER RECYCLED MATERIALS
	MADE IN THE U.S.A.		REVEAL IMAGING®

All or select items within this series meet the requirements for these qualifications. For more information visit americanolean.com.

TRIM

		NUMBER	PIECES/ CARTON	
	Floor Bullnose	3 x 12	P43C9	22
	Cove Base	6 x 12	S36C9T	22
	Cove Base Outcorner	6 x 1	SC36C9T	15
	Wall Bullnose (10" side)	3 x 10	S4310	54
	Wall Bullnose Corner	3 x 3	SN4310	32

Cove base trim is intended to coordinate with floor tile in the standard 90-degree installation position.

INSTALLATION

Grout Joint Recommendation	Shade Variation
Floor: 3/16" (Overlap should not exceed 33% when installing tile with a length 15" or greater in a staggered brick-joint pattern.) Wall: 1/16" Mosaic: 1/8"	 MEDIUM (V2)

PERFORMANCE CHARACTERISTICS

	ASTM#	FLOOR RESULT	WALL RESULT	MOSAIC RESULT
Water Absorption	C373	< 0.5%	< 20.0%	< 3.0%
Breaking Strength	C648	> 275 lbs.	120 - 230 lbs.	> 250 lbs.
Scratch Hardness	MOHS	8.0	4.0 - 6.0	8.0
Chemical Resistance	C650	Resistant	Resistant	Resistant

For additional information on test results, visit us at: americanolean.com/information/TestResults.

DURABILITY

Floor Surface Wear Resistance

1 Residential Bathrooms	3 All Residential / Light Commercial
2 All Residential Areas	④ All Residential / Commercial

NOTES

Since there are variations in all fired ceramic and natural products, tile and trim supplied for your particular installation may not match samples. Final confirmation should be made from actual tiles and trim prior to installation. Manufactured in accordance with ANSI A137.1 standards.

Not for use on ramps. Water, oil, grease, improper drainage and certain footwear can create slippery conditions. Floor applications expected to be exposed to these conditions require extra caution in product selection.

For additional information refer to "Factors to Consider" at: americanolean.com/Factors.

Special consideration needs to be given when installing tiles greater than 15 inches. Please refer to americanolean.com/LargeTiles for more information.

Use of a latex modified thin-set is recommended for installation. For more information, visit americanolean.com.



ENTOURAGE™
ABSTRACTS™
GLASS

Photo features Entourage Abstracts Fountain Blue 4 x 12 on the wall.



WAVY GLASS WALL TILE



PEARL C101



SILVER CLOUD C102



CLOUD CREAM C104



PLAZA TAUPE C105



VINTAGE MINT C107



FOUNTAIN BLUE C108




MINK C119



CHARCOAL GRAY C121

SIZES

			THICKNESS	SQ. FT./ CARTON	PIECES/ CARTON
	4 x 12 Wavy Wall Tile	3-7/8" x 11-3/4" (9.80 cm x 29.80 cm)	5/16"	6.66	20

INSTALLATION & PRICING

RECOMMENDED GROUT JOINT:
Wall: 1/8"

RELATIVE PRICING: High

SHADE VARIATION



PERFORMANCE CHARACTERISTICS


	ASTM#	WALL RESULT
Water Absorption	C373	< 0.5%
Breaking Strength	C648	> 100 lbs.
Scratch Hardness	MOHS	4.0
Chemical Resistance	C650	Resistant
Abrasion Resistance	C1027	N/A

For additional information on test results, visit us at: americanolean.com/information/TestResults.

USAGE

FLOORS	WALLS	COUNTERTOPS
	W	

APPLICATIONS

	TARGET DCOF WET	SUITABLE
Dry & Level – Interior Floor	N/A	
Wet & Level – Interior Floor	≥ 0.42	
Shower Floors (Residential or Light Commercial)	≥ 0.42	
Exterior Floor Applications (including pool decking & other wet areas with minimal footwear)	≥ 0.60	
Ramps & Inclines	≥ 0.65	
Walls/Backsplashes	N/A	
Countertops	N/A	
Pool Linings	N/A	

A DCOF value of ≥0.42 is the standard for tiles specified for level interior spaces expected to be walked upon when wet, as stated in ANSI A137.1-A326.3. For more information about DCOF and the DCOF AcuTest™, visit americanolean.com/DCOF.

APPLICATION NOTES:

Suitable for exterior applications in freezing and non-freezing climates, when proper installation methods are followed.

NOTES

For additional information refer to "Factors to Consider" at: americanolean.com/Factors.

Since there are variations in all glass products, tile and trim supplied for your particular installation may not match samples. Final confirmation should be made from actual tiles and trim prior to installation. Manufactured in accordance with ANSI A137.2 standards.

Use of a white latex modified thin-set is recommended for installation.

HARVEST GROVE™
GLAZED PORCELAIN & GLAZED CERAMIC



Photo features Harvest Grove Walnut 6 x 24 on the floor and Pecan 6 x 24 on the fireplace.

Harvest Grove™ by American Olean® evokes the charm of wood to bring an inviting linear design to floor and wall applications. Designed with Reveal Imaging®, the floor collection is crafted from glazed porcelain and features a textured, grained visual, creating an inviting warmth and vibrancy. Available in four organically rich colors, Harvest Grove defines both residential and commercial settings with rustically chic appeal.

GLAZED PORCELAIN FLOOR TILE



CASHEW HG03



PECAN HG04



CHERRY HG05



WALNUT HG06

GLAZED CERAMIC MOSAIC



CASHEW HG03



PECAN HG04



CHERRY HG05





WALNUT HG06



Photo features Harvest Grove™ Walnut 6 x 24 on the floor.



SIZES

			THICKNESS	SQ. FT./ CARTON	PIECES/ CARTON
	6 x 24 Floor Tile	6-1/16" x 23-7/8" (15.40 cm x 60.60 cm)	5/16"	14.53	15
	2 x 2 Mosaic ■ ■ □	12" x 24" Sheet (30.48 cm x 60.96 cm Sheet)	1/4"	24.00	12

■ Dot-mounted □ Ceramic body

INSTALLATION & PRICING

RECOMMENDED GROUT JOINT:

Floor: 3/16" (Overlap should not exceed 33% when installing tile with a length 15" or greater in a staggered brick-joint pattern.)

Mosaic: 1/8"

RELATIVE PRICING: Low to Medium

SHADE VARIATION



HIGH
(V3)

PERFORMANCE CHARACTERISTICS

	ASTM#	FLOOR RESULT	MOSAIC RESULT
Water Absorption	C373	< 0.5%	< 3.0%
Breaking Strength	C648	> 275 lbs.	> 250 lbs.
Scratch Hardness	MOHS	8.0	8.0
Chemical Resistance	C650	Resistant	Resistant
Abrasion Resistance	C1027	3	3

For additional information on test results, visit us at: americanolean.com/information/TestResults.

USAGE

FLOORS	WALLS	COUNTERTOPS
F	W	C

APPLICATIONS

	TARGET DCOF WET	SUITABLE
Dry & Level – Interior Floor	N/A	●
Wet & Level – Interior Floor	≥ 0.42	●
Shower Floors (Residential or Light Commercial)	≥ 0.42	●*
Exterior Floor Applications (including pool decking & other wet areas with minimal footwear)	≥ 0.60	
Ramps & Inclines	≥ 0.65	
Walls/Backsplashes	N/A	●
Countertops	N/A	●
Pool Linings	N/A	●*

A DCOF value of ≥0.42 is the standard for tiles specified for level interior spaces expected to be walked upon when wet, as stated in ANSI A137.1-A326.3. For more information about DCOF and the DCOF AcuTest™, visit americanolean.com/DCOF.

APPLICATION NOTES:

Floor tile suitable for exterior applications in freezing and non-freezing climates, when proper installation methods are followed.

Mosaic tile suitable for exterior applications in non-freezing climates, when proper installation methods are followed.

* Mosaic tile only

NOTES

Since there are variations in all fired ceramic and natural products, tile and trim supplied for your particular installation may not match samples. Final confirmation should be made from actual tiles and trim prior to installation. Manufactured in accordance with ANSI A137.1 standards.

Not for use on ramps. Water, oil, grease, improper drainage and certain footwear can create slippery conditions. Floor applications expected to be exposed to these conditions require extra caution in product selection.

For additional information refer to "Factors to Consider" at: americanolean.com/Factors.

Special consideration needs to be given when installing tiles greater than 15 inches. Please refer to americanolean.com/LargeTiles for more information.

Use of a latex modified thin-set is recommended for installation. For more information, visit americanolean.com.

FLOOR

HISTORIC BRIDGE™

GLAZED PORCELAIN



HISTORIC BRIDGE™ GLAZED PORCELAIN FLOOR WITH REVEAL IMAGING®

Historic Bridge™ perfectly captures the look of exposed and weathered wood, with authentic details like water staining and cracking to worn-paint effects. Four rich colors feature a high level of variance. Special glazing adds to the genuine effect by creating a slight sheen along the graining. All colors are available in a plank size well-suited for creating floors with a rustic look. Historic Bridge answers current demand for organic influences from residential to commercial settings.

HISTORIC BRIDGE™

GLAZED PORCELAIN FLOOR TILE



UPPER FERRY HB01



BANK'S BRIDGE HB03



OLD HOLLOW HB02



OLD FORGE HB04




All or select items within this series meet the requirements for these qualifications. For more information visit americanolean.com.

AMERICANOLEAN.COM


Photo features Historic Bridge™ Upper Ferry 6 x 36 on the floor.



SIZES

			THICKNESS	SQ. FT./ CARTON	PIECES/ CARTON
	6 x 36 Floor Tile	5-7/8" x 35-7/16" (15.00 cm x 90.00 cm)	5/16"	13.05	9

TRIM

			NUMBER	PIECES/ CARTON
	Floor Bullnose	3 x 18	S-43H9	16

INSTALLATION & PRICING

RECOMMENDED GROUT JOINT:

Floor: 3/16" (Overlap should not exceed 33% when installing tile with a length 15" or greater in a staggered brick-joint pattern.)

RELATIVE PRICING: Medium to High

SHADE VARIATION



PERFORMANCE CHARACTERISTICS

	ASTM#	FLOOR RESULT
Water Absorption	C373	< 0.5%
Breaking Strength	C648	> 275 lbs.
Scratch Hardness	MOHS	8.0
Chemical Resistance	C650	Resistant
Abrasion Resistance	C1027	3

For additional information on test results, visit us at: americanolean.com/information/TestResults.

USAGE

FLOORS	WALLS	COUNTERTOPS
F	W	C

APPLICATIONS

	TARGET DCOF WET	SUITABLE
Dry & Level – Interior Floor	N/A	●
Wet & Level – Interior Floor	≥ 0.42	●
Shower Floors (Residential or Light Commercial)	≥ 0.42	
Exterior Floor Applications (including pool decking & other wet areas with minimal footwear)	≥ 0.60	
Ramps & Inclines	≥ 0.65	
Walls/Backsplashes	N/A	●
Countertops	N/A	●
Pool Linings	N/A	

A DCOF value of ≥0.42 is the standard for tiles specified for level interior spaces expected to be walked upon when wet, as stated in ANSI A137.1-A326.3. For more information about DCOF and the DCOF AcuTest™, visit americanolean.com/DCOF.

APPLICATION NOTES:

Suitable for exterior applications in freezing and non-freezing climates, when proper installation methods are followed.

NOTES

Since there are variations in all fired ceramic and natural products, tile and trim supplied for your particular installation may not match samples. Final confirmation should be made from actual tiles and trim prior to installation. Manufactured in accordance with ANSI A137.1 standards.

Not for use on ramps. Water, oil, grease, improper drainage and certain footwear can create slippery conditions. Floor applications expected to be exposed to these conditions require extra caution in product selection.

For additional information refer to "Factors to Consider" at: americanolean.com/Factors.

Random visuals enhance the natural beauty of this product. To achieve optimal results, all tile should be selected from multiple cartons and shading and graphic arrangement planned prior to installation.

Special consideration needs to be given when installing tiles greater than 15 inches. Please refer to americanolean.com/LargeTiles for more information.

Use of a latex modified thin-set is recommended for installation. For more information, visit americanolean.com.

HISTORIC LIMESTONE™

COLORBODY™ PORCELAIN FLOOR AND HEX, GLAZED PORCELAIN 2 x 8 FLOOR,
AND GLAZED CERAMIC WALL & 2 x 2 MOSAIC

AMERICAN OLEAN®



STONE LOOK



AMERICAN OLEAN®
PROVEN IN TILE™

HISTORIC LIMESTONE™

Historic Limestone™ honors the timeless look of limestone with an urban rustic twist. The complete floor, wall and mosaic assortment revives the appeal of limestone through authentic graphics shown in each piece. Paving the way for design innovation, a new Landmark Hex beautifully combines the look of limestone and wood, creating an intricate lattice work pattern. This collection also features Stepwise™ Technology, making it up to 50% more slip-resistant than ordinary glazed tile and allowing you to extend the visuals of stone from your indoor to outdoor spaces. Celebrate limestone's classic appearance while reaching new heights through a mix of shapes and sizes.



50% MORE
SLIP RESISTANT
THAN ORDINARY TILE*

*When compared to the meeting ANSI Standards

Cover photo features Tradition 24 x 24 on the floor, Tradition 12 x 24 on the upper wall, and Legacy Picket on the lower wall. Above photo features Legacy 24 x 24 and Legacy Landmark Hex on the floor.

HISTORIC LIMESTONE™

COLORBODY™ PORCELAIN FLOOR AND HEX, GLAZED PORCELAIN 2 x 8 FLOOR, AND GLAZED CERAMIC WALL & 2 x 2 MOSAIC

AMERICAN OLEAN®

FINISHES: MATTE

USAGE 	MATERIAL 	PRICING 	SPECIAL FEATURES
------------------	---------------------	--------------------	-----------------------------


NOT APPLICABLE FOR ALL PRODUCTS IN THIS SERIES. SEE CHARTS FOR FULL PRODUCT DETAILS.

STONE LOOK


COLORBODY™ PORCELAIN FLOOR TILE WITH STEPWISE™ TECHNOLOGY



TRADITION HS10



NATIVE HS11



LINEAGE HS12



LEGACY HS13

COLORBODY™ PORCELAIN LANDMARK HEX



TRADITION BLEND HS14



NATIVE BLEND HS15



LINEAGE BLEND HS16



LEGACY BLEND HS17

GLAZED PORCELAIN 2 x 8 FLOOR TILE



TRADITION HS10



NATIVE HS11



LINEAGE HS12



LEGACY HS13

GLAZED CERAMIC 3 x 12 PICKET WALL TILE



TRADITION HS10



NATIVE HS11



LINEAGE HS12



LEGACY HS13

GLAZED CERAMIC 2 x 2 MOSAIC WITH STEPWISE™ TECHNOLOGY 12 x 24 SHEET



TRADITION HS10



NATIVE HS11



LINEAGE HS12



LEGACY HS13

<p>50% MORE SLIP RESISTANT THAN ORDINARY TILE*</p> <small>*When compared to a matching ANSI Standard</small>	<p>WATERPROOF</p>	<p>STAINPROOF</p>	<p>DENTPROOF</p>	<p>SCRATCH-RESISTANT</p>	<p>FIRE-RESISTANT <small>*Not Applicable to Mesh-Mounted Mosaics</small></p>	<p>INDOOR/OUTDOOR</p>	<p>SIMPLICLEAN™</p>
---	-------------------	-------------------	------------------	--------------------------	--	-----------------------	---------------------

VISIT AMERICANOLEAN.COM/WHYTILE FOR A COMPLETE LIST OF QUALIFICATIONS AND EXCLUSIONS.

HISTORIC LIMESTONE™

COLORBODY™ PORCELAIN FLOOR AND HEX, GLAZED PORCELAIN 2 x 8 FLOOR, AND GLAZED CERAMIC WALL & 2 x 2 MOSAIC

AMERICAN OLEAN®

FINISHES: MATTE

USAGE



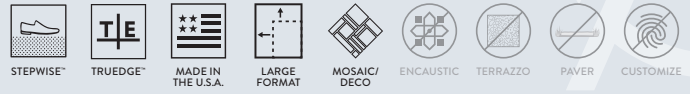
MATERIAL



PRICING



SPECIAL FEATURES



NOT APPLICABLE FOR ALL PRODUCTS IN THIS SERIES. SEE CHARTS FOR FULL PRODUCT DETAILS.

SIZES

			THICKNESS	SQ. FT./ CARTON	PIECES/ CARTON
	24 x 48 Floor Tile*	23-3/8" x 46-15/16" (59.44 cm x 119.30 cm)	5/16"	15.26	2
	24 x 24 Floor Tile*	23-3/8" x 23-3/8" (59.44 cm x 59.44 cm)	5/16"	15.20	4
	12 x 24 Floor Tile*	11-5/8" x 23-3/8" (29.56 cm x 59.44 cm)	5/16"	15.12	8
	2 x 8 Floor Tile	2-1/4" x 8" (5.73 cm x 20.34 cm)	3/8"	4.68	36
	12 x 10 Landmark Hex (Mesh-mounted)	12-1/2" x 10-1/2" (30.48 x 33.02 cm)	5/16"	4.56	10
	3 x 12 Picket Wall Tile	3" x 12" (7.65 cm x 30.70 cm)	5/16"	8.88	40
	2 x 2 Mosaic* (Dot-mounted)	12" x 24" Sheet (30.48 cm x 60.96 cm Sheet)	1/4"	24.00	12

*With Stepwise™ Technology

INSTALLATION & PRICING

Grout Joint Recommendation	Shade Variation
<p>Floor: 1/8" (3/16" when installing tile with a length 15" or greater in a staggered brick-joint pattern, overlap should not exceed 33%.)</p> <p>Wall: 1/16"</p> <p>Mosaic: 1/8"</p>	<p>HIGH (V3)</p>

PERFORMANCE CHARACTERISTICS

	ASTM#	FLOOR/LANDMARK HEX RESULT	WALL RESULT	2x2 MOSAIC RESULT
Water Absorption	C373	< 0.5%	< 20.0%	< 3.0%
Breaking Strength	C648	> 275 lbs	120 - 230 lbs	> 250 lbs
Scratch Hardness	MOHS	8.0	4.0 - 6.0	7.0
Chemical Resistance	C650	Resistant	Resistant	Resistant

For additional information on test results, visit us at: americanolean.com/information/TestResults.

DURABILITY

Floor Surface Wear Resistance

1 Residential Bathrooms	3 All Residential / Light Commercial
2 All Residential Areas	④ All Residential / Commercial

FEATURES



888.AOT.TILE



All or select items within this series meet the requirements for these qualifications. For more information visit americanolean.com.

AMERICANOLEAN.COM

©2021 AMERICAN OLEAN (10/21)

LEARN MORE

STONE LOOK

TRIM

			NUMBER	PIECES/ CARTON
	Floor Bullnose	3 x 24	P43F9	10
	Jolly	1/2 x 12	S1/212J	6 cards*

*4 pieces per card.

APPLICATIONS

	TARGET DCOF WET	SUITABLE
Dry & Level – Interior Floor	N/A	●*
Wet & Level – Interior Floor	≥ 0.42	●*
Shower Floors (Residential or Light Commercial)	≥ 0.42	●**
Exterior Floor Applications (including patios, pool decking & other wet areas with minimal footwear)	≥ 0.60	●***
Ramps & Inclines	≥ 0.65	
Walls/Backsplashes	N/A	●
Countertops	N/A	●*
Pool Linings	N/A	●**

A DCOF value of ≥0.42 is the standard for tiles specified for level interior spaces expected to be walked upon when wet, as stated in ANSI A137.1-A326.3. For more information about DCOF and the DCOF AcuTest™, visit americanolean.com/DCOF.

APPLICATION NOTES:

Wall tile and 2 x 2 mosaic suitable for exterior applications (provided it is noted as suitable in the applications chart above) in non-freezing climates, when proper installation methods are followed.

Floor tile and Landmark Hex suitable for exterior applications (provided it is noted as suitable in the applications chart above) in freezing and non-freezing climates, when proper installation methods are followed.

* Wall tile not suitable for this application.

** Mosaic tile only.

*** Floor tile and 2 x 2 Mosaics only.

NOTES

Since there are variations in all fired ceramic and natural products, tile and trim supplied for your particular installation may not match samples. Final confirmation should be made from actual tiles and trim prior to installation. Manufactured in accordance with ANSI A137.1 standards.

Not for use on ramps. Water, oil, grease, improper drainage and certain footwear can create slippery conditions. Floor applications expected to be exposed to these conditions require extra caution in product selection.

For additional information refer to "Factors to Consider" at: americanolean.com/Factors.

Special consideration needs to be given when installing tiles greater than 15 inches. Please refer to americanolean.com/LargeTiles for more information.

IMPRESA™

GLAZED CERAMIC FLOOR, WALL & MOSAIC WITH REVEAL IMAGING®

MARBLE LOOK



AMERICAN OLEAN®
PROVEN IN TILE™

IMPRESA™

With the look of Brescia marble, Impresa is destined to be a timeless selection. Detailed graphics reveal a soft linear marble look that is modern in design and classic in style. A unique size offering with neutral colors makes this series adaptable to a wide range of color schemes and design opportunities.



Cover photo features Impresa Charcoal 12 x 24 on the floor and Light Gray 4 x 12 on the backsplash.

Above photo features Impresa Light Gray 12 x 24 on the floor, 4 x 12 on the tub sides and bottom part of wall with 2 x 2 mosaic on the top part of the wall.

IMPRESA™

GLAZED CERAMIC FLOOR, WALL & MOSAIC WITH REVEAL IMAGING®

FINISHES: MATTE

USAGE



MATERIAL



PRICING



SPECIAL FEATURES




NOT APPLICABLE FOR ALL PRODUCTS IN THIS SERIES. SEE CHARTS FOR FULL PRODUCT DETAILS.

MARBLE LOOK

GLAZED CERAMIC FLOOR TILE



LIGHT GRAY IM08



TAUPE IM09

GLAZED CERAMIC WALL TILE



LIGHT GRAY IM08



TAUPE IM09

GLAZED CERAMIC MOSAIC



LIGHT GRAY IM08



TAUPE IM09

JOLLY TRIM



LIGHT GRAY IM08



TAUPE IM09



















VISIT AMERICANLEAN.COM/WHYTILE FOR A COMPLETE LIST OF QUALIFICATIONS AND EXCLUSIONS.

IMPRESA™

GLAZED CERAMIC FLOOR, WALL & MOSAIC WITH REVEAL IMAGING®




FINISHES: MATTE

USAGE  FLOOR  WALL  COUNTERTOP  SHOWER FLOOR  EXTERIOR FLOOR	MATERIAL 	PRICING 	SPECIAL FEATURES  STEPWISE™  TRUEEDGE™  MADE IN THE U.S.A.  LARGE FORMAT  MOSAIC/ DECO  ENCAUSTIC  TERRAZZO  PAVER  CUSTOMIZE
--	--	---	---

NOT APPLICABLE FOR ALL PRODUCTS IN THIS SERIES. SEE CHARTS FOR FULL PRODUCT DETAILS.

MARBLE LOOK

SIZES

			THICKNESS	SQ. FT./ CARTON	PIECES/ CARTON
	12 x 24 Floor Tile	11-9/16" x 23-3/8" (29.40 cm x 59.30 cm)	3/8"	15.04	8
	4 x 12 Wall Tile	4-1/4" x 12-7/8" (10.91 cm x 32.77 cm)	5/16"	10.64	28
	13 x 13 Floor Tile	12" x 24" Sheet (30.48 cm x 60.96 cm Sheet)	1/4"	24.00	12

APPLICATIONS

	TARGET DCOF WET	SUITABLE
Dry & Level – Interior Floor	N/A	●*
Wet & Level – Interior Floor	≥ 0.42	●**
Shower Floors (Residential or Light Commercial)	≥ 0.42	●**
Exterior Floor Applications (including patios, pool decking & other wet areas with minimal footwear)	≥ 0.60	
Ramps & Inclines	≥ 0.65	
Walls/Backsplashes	N/A	●
Countertops	N/A	●*
Pool Linings	N/A	●**

A DCOF value of ≥ 0.42 is the standard for tiles specified for level interior spaces expected to be walked upon when wet, as stated in ANSI A137.1-A326.3. For more information about DCOF and the DCOF AcuTest™, visit americanolean.com/DCOF.

APPLICATION NOTES:





Floor tile suitable for exterior applications in freezing and non-freezing climates, when proper installation methods are followed.

Wall and mosaic tile suitable for exterior applications in non-freezing climates, when proper installation methods are followed.

* Wall tile not suitable for this application.

** Mosaic tile only



FEATURES

	POST-CONSUMER RECYCLED MATERIALS		PRE-CONSUMER RECYCLED MATERIALS
	MADE IN THE U.S.A.		REVEAL IMAGING®




All or select items within this series meet the requirements for these qualifications. For more information visit americanolean.com

TRIM

			NUMBER	PIECES/ CARTON
	Floor Bullnose	3 x 12	P43C9	30
	Jolly	1/2 x 12	S1/212J	6 CARDS*

*4 Pieces per card

INSTALLATION

Grout Joint Recommendation	Shade Variation
Floor: 3/16" (Overlap should not exceed 33% when installing tile with a length 15" or greater in a staggered brick-joint pattern.) Wall: 1/16" (When rectangular size is installed in a staggered brick-joint pattern; overlap should not exceed 33%.) Mosaic: 1/8"	 MEDIUM (V2)

PERFORMANCE CHARACTERISTICS

	ASTM#	FLOOR RESULT	WALL RESULT	MOSAIC RESULT
Water Absorption	C373	< 7.0%	< 20.0%	< 3.0%
Breaking Strength	C648	> 250 lbs.	120 - 230 lbs.	> 250 lbs.
Scratch Hardness	MOHS	7.0	4.0 - 6.0	7.0
Chemical Resistance	C650	Resistant	Resistant	Resistant

For additional information on test results, visit us at: americanolean.com/information/TestResults.

DURABILITY

Floor Surface Wear Resistance

1	Residential Bathrooms	③	All Residential / Light Commercial
2	All Residential Areas	4	All Residential / Commercial

NOTES

Since there are variations in all fired ceramic and natural products, tile and trim supplied for your particular installation may not match samples. Final confirmation should be made from actual tiles and trim prior to installation. Manufactured in accordance with ANSI A137.1 standards.

Not for use on ramps. Water, oil, grease, improper drainage and certain footwear can create slippery conditions. Floor applications expected to be exposed to these conditions require extra caution in product selection.

For additional information refer to "Factors to Consider" at: americanolean.com/Factors.

Special consideration needs to be given when installing tiles greater than 15 inches. Please refer to americanolean.com/LargeTiles for more information.

Manufacturer Advisory: All tile is measured by the DCOF AcuTest™ method. Tiles with DCOF values < 0.42 are not recommended for use in areas with wet or slippery conditions. For more information, see ANSI standard A137.1 section 6.2.2.1.10, available at www.tileusa.com.

888.AOT.TILE

AMERICANOLEAN.COM



AMERICAN OLEAN®
PROVEN IN TILE™

©2022 AMERICAN OLEAN (02/22)



LEARN MORE



FABRIC LOOK



INFUSION™

Your unique vision will come to life with Infusion™, using modular tiles that promote patterns using multiple sizes. Create seamless spaces and minimize grout joints with Infusion's full trim package and rectified edges featuring TruEdge™ technology. Versatile design will take the stage with a supporting cast of revered durability and modern style that can be used on the floor and wall.

Cover photo features White Wenge and Grey Wenge 12 x 24 on the floor.
Above photo features Taupe Fabric 12 x 24 on the floor.

INFUSION™

COLORBODY™ PORCELAIN FLOOR

AMERICAN OLEAN®

FINISHES: MATTE

USAGE



MATERIAL



PRICING



SPECIAL FEATURES



SEE CHARTS FOR FULL PRODUCT DETAILS.

FABRIC LOOK

COLORBODY™ PORCELAIN FLOOR TILE - FABRIC




WHITE FABRIC IF50



BEIGE FABRIC IF51



TAUPE FABRIC IF52



GRAY FABRIC IF55

COLORBODY™ PORCELAIN FLOOR TILE - WENGE




WHITE WENGE IF60



BEIGE WENGE IF61



TAUPE WENGE IF62



GRAY WENGE IF65



SLIP RESISTANT



WATERPROOF



STAINPROOF



DENTPROOF



SCRATCH-RESISTANT



FIRE-RESISTANT



CLIMATEPRO™



SIMPLICLEAN™

VISIT AMERICANOLEAN.COM/WHYTILE FOR A COMPLETE LIST OF QUALIFICATIONS AND EXCLUSIONS.

INFUSION™

COLORBODY™ PORCELAIN FLOOR

AMERICAN OLEAN®

FINISHES: MATTE

USAGE



MATERIAL



PRICING



SPECIAL FEATURES



SEE CHARTS FOR FULL PRODUCT DETAILS.

FABRIC LOOK

SIZES

			THICKNESS	SQ. FT./ CARTON	PIECES/ CARTON
	12 x 24 Floor Tile	11-3/4" x 23-1/2" (29.80 cm x 59.80 cm)	3/8"	11.69	6

LINEAR EXPRESS™ SIZES

			THICKNESS	SQ. FT./ CARTON	PIECES/ CARTON
	6 x 24 Floor Tile	5-3/4" x 23-1/2" (14.60 cm x 59.80 cm)	3/8"	10.65	11
	4 x 24 Floor Tile	3-13/16" x 23-1/2" (9.70 cm x 59.80 cm)	3/8"	6.46	10
	2 x 24 Floor Tile	1-13/16" x 23-1/2" (4.70 cm x 59.80 cm)	3/8"	6.66	20

APPLICATIONS

	TARGET DCOF WET	SUITABLE
Dry & Level – Interior Floor	N/A	●
Wet & Level – Interior Floor	≥ 0.42	●
Shower Floors (Residential or Light Commercial)	≥ 0.42	
Exterior Floor Applications (Including pool decking & other wet areas with minimal footwear)	≥ 0.60	
Ramps & Inclines	≥ 0.65	
Walls/Backsplashes	N/A	●
Countertops	N/A	●
Pool Linings	N/A	

A DCOF value of ≥ 0.42 is the standard for tiles specified for level interior spaces expected to be walked upon when wet, as stated in ANSI A137.1-A326.3. For more information about DCOF and the DCOF AcuTest™, visit americanolean.com/DCOF.

APPLICATION NOTES:

Suitable for exterior applications (provided it is noted as suitable in the applications chart above) in freezing and non-freezing climates, when proper installation methods are followed.

FEATURES



All or select items within this series meet the requirements for these qualifications. For more information visit americanolean.com.

TRIM

			NUMBER	PIECES/ CARTON
	Floor Bullnose+†	4 x 12	S44C9	30
	Cove Base+†	6 x 12	S36C9T	30
	Cove Base Outercorner+†	6 x 1	SC36C9T	15

Cove base trim is intended to coordinate with floor tile in the standard 90-degree installation position.

* Available in Fabric finish only.

† Coordinates with both Fabric and Wenge floor tile.

INSTALLATION

Grout Joint Recommendation	Shade Variation
Floor: 3/16" (Overlap should not exceed 33% when installing tile with length 15" or greater in a staggered brick-joint pattern.)	 MEDIUM (V2)

PERFORMANCE CHARACTERISTICS

	ASTM#	FLOOR RESULT
Water Absorption	C373	< 0.5%
Breaking Strength	C648	> 275 lbs.
Scratch Hardness	MOHS	8.0
Chemical Resistance	C650	Resistant

For additional information on test results, visit us at: americanolean.com/information/TestResults.

DURABILITY

Floor Surface Wear Resistance

1 Residential Bathrooms	3	All Residential / Light Commercial
2 All Residential Areas	4	All Residential / Commercial

NOTES

Since there are variations in all fired ceramic and natural products, tile and trim supplied for your particular installation may not match samples. Final confirmation should be made from actual tiles and trim prior to installation. Manufactured in accordance with ANSI A137.1 standards.

Special care should be taken when grouting with dark pigmented colors. A grout release is recommended to prevent finely powdered pigments from lodging in the pores of the surface. Use of a latex modified thin-set is recommended for installation.

Not for use on ramps. Water, oil, grease, improper drainage and certain footwear can create slippery conditions. Floor applications expected to be exposed to these conditions require extra caution in product selection.

For additional information refer to "Factors to Consider" at: americanolean.com/Factors.

Special consideration needs to be given when installing tiles greater than 15 inches. Please refer to americanolean.com/LargeTiles for more information.

888.AOT.TILE

AMERICAN OLEAN®
PROVEN IN TILE™

KENDAL SLATE™
GLAZED PORCELAIN

Photo features Kendal Slate Carlisle Black 12 x 12 on the floor in a grid pattern.

KENDAL SLATE™ GLAZED PORCELAIN FLOOR AND MOSAIC WITH REVEAL IMAGING®

Kendal Slate™ is an exquisite combination of beauty and strength. Its rich complexion flawlessly captures a true interpretation of natural slate. It is the premier choice for realistic, classic design enhanced with innovative Reveal Imaging™. Embrace this luxurious collection with remarkable true visuals, smooth, enticing texture and easy maintenance that comes standard in porcelain tile.

KENDAL SLATE™


GLAZED PORCELAIN FLOOR TILE



AMBLESIDE BEIGE KS01



EASDALE NEUTRAL KS02



CARLISLE BLACK KS03


GLAZED PORCELAIN MOSAIC



AMBLESIDE BEIGE KS01



EASDALE NEUTRAL KS02







CARLISLE BLACK KS03



Photo features Kendal Slate™ Carlisle Black 12 x 12 on the floor in a grid pattern.

SIZES

			THICKNESS	SQ. FT./ CARTON	PIECES/ CARTON
	18 x 18 Floor Tile * 17-3/4" x 17-3/4" (45.20 cm x 45.20 cm)		5/16"	18.00	8
	12 x 12 Floor Tile * 11-13/16" x 11-13/16" (30.00 cm x 30.00 cm)		5/16"	15.00	15
	6 x 6 Floor Tile * 5-13/16" x 5-13/16" (14.70 cm x 14.70 cm)		5/16"	11.00	44
	3 x 3 Mosaic ■ 12" x 12" Sheet (30.00 cm x 30.00 cm Sheet)		5/16"	7.00	7

TRIM

			NUMBER	PIECES/ CARTON
	Floor Bullnose	3 x 12	P-43C9	30
	Cove Base □	6 x 12	P-36C9TB	22
	Cove Base Outcorner □	6 x 1	PC-36C9TB	15

Cove base trim is intended to coordinate with floor tile in the standard 90-degree installation position.

Cove base and cove corner trim are suitable for non-freezing climates only.

* Modular sizes ■ Mesh-mounted □ Ceramic body

INSTALLATION & PRICING

RECOMMENDED GROUT JOINT:

Floor: 3/16" (Overlap should not exceed 33% when installing tile with a length 15" or greater in a staggered brick-joint pattern. When multiple sizes are installed in a modular pattern, please specify same size caliber at time of order.)

Mosaic: 1/8"

RELATIVE PRICING: Medium to High

SHADE VARIATION



RANDOM
(V4)

PERFORMANCE CHARACTERISTICS

	ASTM#	FLOOR RESULT	MOSAIC RESULT
Water Absorption	C373	< 0.5%	< 0.5%
Breaking Strength	C648	> 275 lbs.	> 275 lbs.
Scratch Hardness	MOHS	8.0	8.0
Chemical Resistance	C650	Resistant	Resistant
Abrasion Resistance	C1027	4	4

For additional information on test results, visit us at: americanolean.com/information/TestResults.

USAGE

FLOORS	WALLS	COUNTERTOPS
F	W	C

APPLICATIONS

	TARGET DCOF WET	SUITABLE
Dry & Level – Interior Floor	N/A	●
Wet & Level – Interior Floor	≥ 0.42	●
Shower Floors (Residential or Light Commercial)	≥ 0.42	●*
Exterior Floor Applications (including pool decking & other wet areas with minimal footwear)	≥ 0.60	
Ramps & Inclines	≥ 0.65	
Walls/Backsplashes	N/A	●
Countertops	N/A	●
Pool Linings	N/A	●*

A DCOF value of ≥0.42 is the standard for tiles specified for level interior spaces expected to be walked upon when wet, as stated in ANSI A137.1-A326.3. For more information about DCOF and the DCOF AcuTest™, visit americanolean.com/DCOF.

APPLICATION NOTES:

Suitable for exterior applications in freezing and non-freezing climates, when proper installation methods are followed.

* 6 x 6 floor and mosaic tile only

NOTES

Since there are variations in all fired ceramic and natural products, tile and trim supplied for your particular installation may not match samples. Final confirmation should be made from actual tiles and trim prior to installation. Manufactured in accordance with ANSI A137.1 standards.

Not for use on ramps. Water, oil, grease, improper drainage and certain footwear can create slippery conditions. Floor applications expected to be exposed to these conditions require extra caution in product selection.

For additional information refer to "Factors to Consider" at: americanolean.com/Factors.

Random visuals enhance the natural beauty of this product. To achieve optimal results, all tile should be selected from multiple cartons and shading and graphic arrangement planned prior to installation.

Special consideration needs to be given when installing tiles greater than 15 inches. Please refer to americanolean.com/LargeTiles for more information.

Use of a latex modified thin-set is recommended for installation. For more information, visit americanolean.com.

LAUREL HEIGHTS™

GLAZED PORCELAIN FLOOR & GLAZED CERAMIC MOSAIC

AMERICAN OLEAN®



STONE LOOK



AMERICAN OLEAN®
PROVEN IN TILE™

LAUREL HEIGHTS™

A realistic interpretation of refined travertine, Laurel Heights™ features floor and mosaic combinations, all produced with Reveal Imaging® for exceptional compatibility. A soft-structured surface detail provides both visual and tactile appeal, complemented by high variation for a more natural appearance. The color palette offers a fresh take on traditional neutral colors: Gray Summit, Elevated Beige, and Charcoal Crest.

Cover and above photos feature Laurel Heights Gray Summit 12 x 24 on the floor and Gray Summit 12 x 18 with 2 x 4 mosaic on the wall.

* Floor and mosaic tile available only.

LAUREL HEIGHTS™

GLAZED PORCELAIN FLOOR & GLAZED CERAMIC MOSAIC

AMERICAN OLEAN®

FINISHES: MATTE

USAGE



MATERIAL



PRICING



SPECIAL FEATURES



NOT APPLICABLE FOR ALL PRODUCTS IN THIS SERIES. SEE CHARTS FOR FULL PRODUCT DETAILS.

STONE LOOK

GLAZED PORCELAIN FLOOR TILE



GRAY SUMMIT LH98



ELEVATED BEIGE LH96



CHARCOAL CREST LH99

GLAZED CERAMIC MOSAIC



GRAY SUMMIT LH98



ELEVATED BEIGE LH96



CHARCOAL CREST LH99



SLIP RESISTANT



WATERPROOF



STAINPROOF



DENTPROOF



SCRATCH-RESISTANT



FIRE-RESISTANT



CLIMATEPRO™



SIMPLICLEAN™

VISIT AMERICANOLEAN.COM/WHYTILE FOR A COMPLETE LIST OF QUALIFICATIONS AND EXCLUSIONS.

LAUREL HEIGHTS™

GLAZED PORCELAIN FLOOR & GLAZED CERAMIC MOSAIC

AMERICAN OLEAN®

FINISHES: MATTE

USAGE



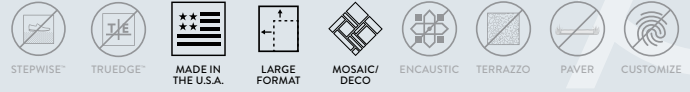
MATERIAL



PRICING



SPECIAL FEATURES



NOT APPLICABLE FOR ALL PRODUCTS IN THIS SERIES. SEE CHARTS FOR FULL PRODUCT DETAILS.

STONE LOOK

SIZES

			THICKNESS	SQ. FT./ CARTON	PIECES/ CARTON
	12 x 24 Floor Tile	11-13/16" x 23-13/16" (30.00 cm x 60.48 cm)	5/16"	17.60	9
	12 x 12 Floor Tile	11-13/16" x 11-13/16" (30.00 cm x 30.00 cm)	5/16"	14.55	15
	2 x 4 Mosaic Tile (Dot-mounted)	12" x 12" Sheet (30.48 cm x 30.48 cm Sheet)	1/4"	9.96	12

APPLICATIONS

	TARGET DCOF WET	SUITABLE
Dry & Level – Interior Floor	N/A	●
Wet & Level – Interior Floor	≥ 0.42	●
Shower Floors (Residential or Light Commercial)	≥ 0.42	●*
Exterior Floor Applications (including patios, pool decking & other wet areas with minimal footwear)	≥ 0.60	
Ramps & Inclines	≥ 0.65	
Walls/Backsplashes	N/A	
Countertops	N/A	●
Pool Linings	N/A	●*

A DCOF value of ≥ 0.42 is the standard for tiles specified for level interior spaces expected to be walked upon when wet, as stated in ANSI A137.1-A326.3. For more information about DCOF and the DCOF AcuTest™, visit americanolean.com/DCOF.

APPLICATION NOTES:

Floor tile suitable for exterior applications (provided it is noted as suitable in the applications chart above) in freezing and non-freezing climates, when proper installation methods are followed.

Mosaic tile suitable for exterior applications in non-freezing climates, when proper installation methods are followed.

* Mosaic tile only

FEATURES



All or select items within this series meet the requirements for these qualifications. For more information visit americanolean.com.

TRIM

			NUMBER	PIECES/ CARTON
	Floor Bullnose	3 x 12	P43C9F	22

INSTALLATION

Grout Joint Recommendation	Shade Variation
<p>Floor: 3/16" (Overlap should not exceed 33% when installing tile with a length 15" or greater in a staggered brick-joint pattern.)</p> <p>Mosaic: 1/8"</p>	

PERFORMANCE CHARACTERISTICS

	ASTM#	FLOOR RESULT	MOSAIC RESULT
Water Absorption	C373	< 0.5%	< 3.0%
Breaking Strength	C648	> 275 lbs.	> 250 lbs.
Scratch Hardness	MOHS	8.0	8.0
Chemical Resistance	C650	Resistant	Resistant

For additional information on test results, visit us at: americanolean.com/information/TestResults.

DURABILITY

Floor Surface Wear Resistance

1	Residential Bathrooms	3	All Residential / Light Commercial
2	All Residential Areas	4	All Residential / Commercial

NOTES

Since there are variations in all fired ceramic and natural products, tile and trim supplied for your particular installation may not match samples. Final confirmation should be made from actual tiles and trim prior to installation. Manufactured in accordance with ANSI A137.1 standards.

Not for use on ramps. Water, oil, grease, improper drainage and certain footwear can create slippery conditions. Floor applications expected to be exposed to these conditions require extra caution in product selection.

For additional information refer to "Factors to Consider" at: americanolean.com/Factors.

Special consideration needs to be given when installing tiles greater than 15 inches. Please refer to americanolean.com/LargeTiles for more information.

Use of a latex modified thin-set is recommended for installation. For more information, visit americanolean.com.

888.AOT.TILE



AMERICAN OLEAN®
PROVEN IN TILE™



AMERICANOLEAN.COM

©2022 AMERICAN OLEAN (03/22)

LEARN MORE

MERIT™
GLAZED PORCELAIN



Photo features Merit Brown 12 x 24 on the interior and exterior floors and Historic Bridge™ Upper Ferry 6 x 36 on the fireplace.

MERIT™ GLAZED PORCELAIN FLOOR & MOSAIC WITH STEPWISE™ TECHNOLOGY & REVEAL IMAGING®

Created to emulate the look of contemporary stone, Merit™ by American Olean® opens doors to new design opportunities. Featuring StepWise™, a revolutionary technology providing superior slip resistance, Merit is perfect for open-concept environments where indoor living extends outdoors. Beautifully realistic veining and variation is available in four neutral shades with large format sizing and coordinating mosaics. Suitable for both residential and commercial settings, Merit offers design sophistication both inside and out.

MERIT™

GLAZED PORCELAIN FLOOR TILE WITH STEPWISE™ TECHNOLOGY



COOL BEIGE ME07



LIGHT GRAY ME08



BROWN ME10



DARK GRAY ME09


GLAZED PORCELAIN MOSAIC WITH STEPWISE™ TECHNOLOGY



COOL BEIGE ME07



LIGHT GRAY ME08



BROWN ME10



DARK GRAY ME09

**50% MORE
SLIP RESISTANT
THAN ORDINARY TILE[†]**




STEPWISE™

[†]When compared to tile meeting ANSI Standards




Photo features Merit™ Light Gray 12 x 24 on the floor.

SIZES

			THICKNESS	SQ. FT./ CARTON	PIECES/ CARTON
	18 x 18 Floor Tile	17-3/4" x 17-3/4" (45.20 cm x 45.20 cm)	5/16"	17.60	8
	12 x 24 Floor Tile	11-13/16" x 23-13/16" (30.00 cm x 60.48 cm)	5/16"	15.60	8
	2 x 2 Mosaic ■	12" x 12" Sheet (30.48 cm x 30.48 cm Sheet)	5/16"	10.00	10

TRIM

			NUMBER	PIECES/ CARTON
	Floor Bullnose	3 x 12	P-43C9	30

■ Mesh-mounted

INSTALLATION & PRICING

RECOMMENDED GROUT JOINT:

Floor: 3/16" (Overlap should not exceed 33% when installing tile with a length 15" or greater in a staggered brick-joint pattern.)

Mosaic: 1/8"

RELATIVE PRICING: Medium

SHADE VARIATION



HIGH
(V3)

PERFORMANCE CHARACTERISTICS

	ASTM#	FLOOR RESULT	MOSAIC RESULT
Water Absorption	C373	< 0.5%	< 0.5%
Breaking Strength	C648	> 275 lbs.	> 275 lbs.
Scratch Hardness	MOHS	8.0	8.0
Chemical Resistance	C650	Resistant	Resistant
Abrasion Resistance	C1027	4	4

For additional information on test results, visit us at: americanolean.com/information/TestResults.

USAGE

FLOORS	WALLS	COUNTERTOPS
F	W	C

APPLICATIONS

	TARGET DCOF WET	SUITABLE
Dry & Level – Interior Floor	N/A	●
Wet & Level – Interior Floor	≥ 0.42	●
Shower Floors (Residential or Commercial)	≥ 0.42	●*
Exterior Floor Applications (including pool decking & other wet areas with minimal footwear)	≥ 0.60	●
Ramps & Inclines	≥ 0.65	●
Walls/Backsplashes	N/A	●
Countertops	N/A	●
Pool Linings	N/A	●*

A DCOF value of ≥0.42 is the standard for tiles specified for level interior spaces expected to be walked upon when wet, as stated in ANSI A137.1-A326.3. For more information about DCOF and the DCOF AcuTest™, visit americanolean.com/DCOF.

APPLICATION NOTES:

Suitable for exterior applications in freezing and non-freezing climates, when proper installation methods are followed.

* Mosaic tile only

NOTES

Since there are variations in all fired ceramic and natural products, tile and trim supplied for your particular installation may not match samples. Final confirmation should be made from actual tiles and trim prior to installation. Manufactured in accordance with ANSI A137.1 standards.

Not for use on ramps. Water, oil, grease, improper drainage and certain footwear can create slippery conditions. Floor applications expected to be exposed to these conditions require extra caution in product selection.

For additional information refer to "Factors to Consider" at: americanolean.com/Factors.

Special consideration needs to be given when installing tiles greater than 15 inches. Please refer to americanolean.com/LargeTiles for more information.

Use of a latex modified thin-set is recommended for installation. For more information, visit americanolean.com.

**50% MORE
SLIP RESISTANT
THAN ORDINARY TILE†**

†When compared to tile meeting ANSI Standards

EASY TO CLEAN

StepWise™ Technology provides added slip resistance with a surface that is easy to clean.

MINIMUM™

AMERICAN OLEAN®



COLORBODY™ PORCELAIN FLOOR

FLOOR

STONE LOOK



AMERICAN OLEAN®
PROVEN IN TILE™

MINIMUM™

Minimum™ features both durability and beauty in design. It has the versatility and functionality for both residential and commercial installations. Available in 6 on trend colors, this TruEdge™ rectified and modular collection offers unique design possibilities by combining multiple surface textures and sizes. Minimum™ comes in 12x24 and 24x24 and features a 4x24 bullnose in both matte and polished finishes.



MINIMUM™

COLORBODY™ PORCELAIN FLOOR

AMERICAN OLEAN®

FLOOR

FINISHES: MATTE | POLISHED | TEXTURED

USAGE



FLOOR



WALL



COUNTERTOP



SHOWER FLOOR



EXTERIOR FLOOR

MATERIAL



PC
COLORBODY
PORCELAIN

PRICING

LOW HIGH

SPECIAL FEATURES



TLE
TRUEEDGE™



LARGE
FORMAT

STONE LOOK


COLORBODY™ PORCELAIN FLOOR TILE



WHITE MN40



BEIGE MN41




TAUPE MN42



LIGHT GRAY MN43



GRAY MN44



CHARCOAL MN45



SLIP RESISTANT



WATERPROOF



STAINPROOF



DENTPROOF



SCRATCH-RESISTANT™
Applicable to products with Matte and Textured Finishes



FIRE-RESISTANT™
Not Applicable to Mesh-Mounted Tiles



CLIMATEPRO™



SIMPLICLEAN™

VISIT [AMERICANOLEAN.COM/WHYTILE](https://www.americanolean.com/whytile) FOR A COMPLETE LIST OF QUALIFICATIONS AND EXCLUSIONS.

FLOOR

FINISHES: MATTE | POLISHED | TEXTURED

USAGE



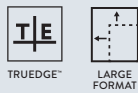
MATERIAL



PRICING



SPECIAL FEATURES



STONE LOOK

SIZES

			THICKNESS	SQ. FT./ CARTON	PIECES/ CARTON
	24 x 24 Floor Tile*	23-5/8" x 23-5/8" (60.00 cm x 60.00 cm)	3/8"	15.50	4
	12 x 24 Floor Tile	11-3/4" x 23-5/8" (29.85 cm x 60.0 cm)	5/16"	13.45	7

* Textured finish is available in 24 x 24 size only.

APPLICATIONS

	TARGET DCOF WET	SUITABLE
Dry & Level – Interior Floor	N/A	●
Wet & Level – Interior Floor	≥ 0.42	●*
Shower Floors (Residential or Light Commercial)	≥ 0.42	●
Exterior Floor Applications (including pool decking & other wet areas with minimal footwear)	≥ 0.60	●**
Ramps & Inclines	≥ 0.65	●
Walls/Backsplashes	N/A	●
Countertops	N/A	●
Pool Linings	N/A	●

A DCOF value of ≥ 0.42 is the standard for tiles specified for level interior spaces expected to be walked upon when wet, as stated in ANSI A137.1-A326.3. For more information about DCOF and the DCOF AcuTest™, visit americanolean.com/DCOF.

APPLICATION NOTES:

Floor tile suitable for exterior applications in freezing and non-freezing climates, when proper installation methods are followed.

Wall and mosaic tile suitable for exterior applications in non-freezing climates, when proper installation methods are followed.

* Matte and Textured only.

** Textured only.

TRIM

		NUMBER	SIZE	PIECES/ CARTON
	Floor Bullnose*	S44F9	4 x 24	12
	Cove Base*	P36C9TB	6 x 12	22
	Cove Outcorner*	PC36C9TB	1 x 6	15

* Bullnose available in both Matte and Polished

* Available in Matte finish only

Cove base trim is intended to coordinate with floor tile in the standard 90-degree installation position.

INSTALLATION & PRICING

Grout Joint Recommendation	Shade Variation
<p>Floor: 1/8" (3/16" when multiple sizes are installed in a modular pattern, and/or when installing tile with a length 15" or greater in a staggered brick-joint pattern; overlap should not exceed 33%.)</p>	<p>MEDIUM (V2)</p>

PERFORMANCE CHARACTERISTICS

	ASTM#	TEXTURED RESULT	MATTE RESULT	POLISHED RESULT
Water Absorption	C373	< 0.5%	< 0.5%	< 0.5%
Breaking Strength	C648	> 275 lbs.	> 275 lbs.	> 275 lbs.
Scratch Hardness	MOHS	8.0	6.0	5.0
Chemical Resistance	C650	Resistant	Resistant	Resistant

For additional information on test results, visit us at: americanolean.com/information/TestResults.

DURABILITY

Floor Surface Wear Resistance

1 Residential Bathrooms	③	All Residential / Light Commercial*
2 All Residential Areas	④	All Residential / Commercial**

* Polished

** Matte and Textured

NOTES

Since there are variations in all fired ceramic and natural products, tile and trim supplied for your particular installation may not match samples. Final confirmation should be made from actual tiles and trim prior to installation. Manufactured in accordance with ANSI A137.1 standards.

Not for use on ramps. Water, oil, grease, improper drainage and certain footwear can create slippery conditions. Floor applications expected to be exposed to these conditions require extra caution in product selection.

Special consideration needs to be given when installing tiles greater than 15 inches. Please refer to americanolean.com/LargeTiles for more information.

Special care should be taken when grouting with dark pigmented colors. A grout release is recommended to prevent finely powdered pigments from lodging in the pores of the surface. Use of a latex modified thin-set is recommended for installation.

For additional information refer to "Factors to Consider" at: americanolean.com/Factors.

FEATURES



PRE-CONSUMER
RECYCLED CONTENT



CERTIFIED
PORCELAIN™
TILE
0.5% or less water absorption

ZEROTOX
Healthy Homes | Healthy Planet

All or select items within this series meet the requirements for these qualifications. For more information visit americanolean.com.

888.AOT.TILE



AMERICAN OLEAN®
PROVEN IN TILE™

ENTOURAGE™
NOVELTY™
GLASS




Photo features Novelty Lapis Herringbone mosaic on the wall.

HERRINGBONE GLASS MOSAIC



OPAL NV93



ONYX NV94



LAPIS NV95



QUARTZ NV97



TORTOISE NV98

SIZES

	THICKNESS	SQ. FT./ CARTON	PIECES/ CARTON
 Herringbone Glass Mosaic ■ 12-1/2" x 12-1/2" Sheet (31.75 cm x 31.75 cm Sheet)	1/4"	12.24	12

■ Mesh-mounted

INSTALLATION & PRICING

RECOMMENDED GROUT JOINT:

Mosaic: 1/8"

RELATIVE PRICING: High

SHADE VARIATION



RANDOM (V4)

PERFORMANCE CHARACTERISTICS



	ASTM#	MOSAIC RESULT
Water Absorption	C373	< 0.5%
Breaking Strength	C648	> 100 lbs.
Scratch Hardness	MOHS	4.0
Chemical Resistance	C650	Resistant
Abrasion Resistance	C1027	N/A

For additional information on test results, visit us at: americanolean.com/information/TestResults.

USAGE

FLOORS	WALLS	COUNTERTOPS
		

APPLICATIONS

	TARGET DCOF WET	SUITABLE
Dry & Level – Interior Floor	N/A	
Wet & Level – Interior Floor	≥ 0.42	
Shower Floors (Residential or Light Commercial)	≥ 0.42	
Exterior Floor Applications (including pool decking & other wet areas with minimal footwear)	≥ 0.60	
Ramps & Inclines	≥ 0.65	
Walls/Backsplashes	N/A	
Countertops	N/A	
Pool Linings	N/A	

A DCOF value of ≥0.42 is the standard for tiles specified for level interior spaces expected to be walked upon when wet, as stated in ANSI A137.1-A326.3. For more information about DCOF and the DCOF AcuTest™, visit americanolean.com/DCOF.

APPLICATION NOTES:

Suitable for exterior applications in freezing and non-freezing climates, when proper installation methods are followed.

NOTES

For additional information refer to "Factors to Consider" at: americanolean.com/Factors.

Random visuals enhance the natural beauty of this product. To achieve optimal results, all tile should be selected from multiple cartons and shading and graphic arrangement planned prior to installation.

Since there are variations in all glass products, tile and trim supplied for your particular installation may not match samples. Final confirmation should be made from actual tiles and trim prior to installation. Manufactured in accordance with ANSI A137.2 standards.

Use of a white latex modified thin-set is recommended for installation.