

SOLSTICE™

COLORBODY™ & GLAZED PORCELAIN FLOOR TILE and GLAZED CERAMIC MOSAIC with STEPWISE™ TECHNOLOGY

AMERICAN OLEAN®



STONE LOOK



AMERICAN OLEAN®
PROVEN IN TILE™

SOLSTICE™

Solstice™ combines the timeless looks of marble and slate in a greyscale color palette. The variation of movement characteristic of natural stone is showcased in its extensive size offering which includes 15x30, 4x8, 8" hexagon, a 2x2 mosaic and a cut to size 5x30. Customize your design with lattice or herringbone installation patterns in the 4x8 and 5x30 sizes. The entire collection features StepWise™ Technology making this a perfect selection for outdoor installations like walkways and patios.



50% MORE
SLIP RESISTANT
THAN ORDINARY TILE*

*When compared to the leading ANSI Standards

Cover photo features Solstice™ Autumn Grey 8" hexagon and 15 x 30 matte on the floor and 2x2 mosaic on the backsplash. Side wall features Unglazed Mosaics Ice White, Black, Light Smoke vintage revival diamond mosaic matte.

Above photo features Solstice™ Winter White 15 x 30 matte on the patio and 8" hexagon matte on the backsplash.

FINISHES: MATTE

USAGE



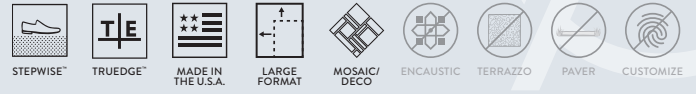
MATERIAL



PRICING




SPECIAL FEATURES



NOT APPLICABLE FOR ALL PRODUCTS IN THIS SERIES. SEE CHARTS FOR FULL PRODUCT DETAILS.

STONE LOOK


COLORBODY™ PORCELAIN 15 x 30 FLOOR TILE




WINTER WHITE ST32



SPRING GREY ST33



AUTUMN GREY ST34



SUMMER MOSS ST35

GLAZED PORCELAIN 4 x 8 FLOOR TILE



WINTER WHITE ST32



SPRING GREY ST33



AUTUMN GREY ST34



SUMMER MOSS ST35


GLAZED PORCELAIN 8" HEXAGON FLOOR TILE




WINTER WHITE ST32



SPRING GREY ST33




AUTUMN GREY ST34




SUMMER MOSS ST35

GLAZED CERAMIC 2 x 2 MOSAIC
12 x 24 SHEET



WINTER WHITE ST32



SPRING GREY ST33



AUTUMN GREY ST34



SUMMER MOSS ST35



VISIT AMERICANOLEAN.COM/WHYTILE FOR A COMPLETE LIST OF QUALIFICATIONS AND EXCLUSIONS.

SOLSTICE™

COLORBODY™ & GLAZED PORCELAIN FLOOR TILE AND GLAZED CERAMIC MOSAIC WITH STEPWISE™ TECHNOLOGY

AMERICAN OLEAN®

FINISHES: MATTE

USAGE 	MATERIAL 	PRICING 	SPECIAL FEATURES
------------------	---------------------	--------------------	-----------------------------

NOT APPLICABLE FOR ALL PRODUCTS IN THIS SERIES. SEE CHARTS FOR FULL PRODUCT DETAILS.

STONE LOOK

SIZES

			THICKNESS	SQ. FT./ CARTON	PIECES/ CARTON
	15 x 30 Floor Tile	14-15/16" x 30" (38.00 cm x 76.30 cm)	5/16"	15.60	5
	5 x 30 Floor Tile	4-11/16" x 30" (12.04 cm x 76.30 cm)	5/16"	11.86	12
	8" Hexagon Floor Tile	7-7/8" x 9-1/8" (20.04 cm x 23.16 cm)	5/16"	9.37	25
	4 x 8 Floor Tile	3-7/8" x 8" (9.84 cm x 20.34 cm)	3/8"	7.92	36
	2 x 2 Mosaic (Dot-mounted)	12" x 24" Sheet (30.48 cm x 60.96 cm Sheet)	1/4"	24.00	12

INSTALLATION & PRICING

Grout Joint Recommendation	Shade Variation
Floor: 1/8" (3/16" when installing tile with a length 15" or greater in a staggered brick-joint pattern, overlap should not exceed 33%). Mosaic: 1/8"	

PERFORMANCE CHARACTERISTICS

	ASTM#	FLOOR RESULT	MOSAIC RESULT
Water Absorption	C373	< 0.5%	< 3.0%
Breaking Strength	C648	> 275 lbs	> 250 lbs
Scratch Hardness	MOHS	8.0	8.0
Chemical Resistance	C650	Resistant	Resistant

For additional information on test results, visit us at: americanolean.com/information/TestResults.

DURABILITY

Floor Surface Wear Resistance		
1	Residential Bathrooms	3 All Residential / Light Commercial
2	All Residential Areas	④ All Residential / Commercial

FEATURES

	POST-CONSUMER RECYCLED MATERIALS		PRE-CONSUMER RECYCLED MATERIALS
	MADE IN THE U.S.A.		REVEAL IMAGING®

	CERTIFIED PORCELAIN TILE <small>0.5% or less water absorption</small>	ZEROTOX <small>Healthy Homes Healthy Planet</small>

All or select items within this series meet the requirements for these qualifications. For more information visit americanolean.com.

TRIM

			NUMBER	PIECES/ CARTON
	Bullnose	3 x 15	P439B	20

APPLICATIONS

	TARGET DCOF WET	SUITABLE
Dry & Level – Interior Floor	N/A	●
Wet & Level – Interior Floor	≥ 0.42	●
Shower Floors (Residential or Light Commercial)	≥ 0.42	●*
Exterior Floor Applications (including patios, pool decking & other wet areas with minimal footwear)	≥ 0.60	●
Ramps & Inclines	≥ 0.65	
Walls/Backsplashes	N/A	●
Countertops	N/A	●
Pool Linings	N/A	●*

A DCOF value of ≥0.42 is the standard for tiles specified for level interior spaces expected to be walked upon when wet, as stated in ANSI A137.1-A326.3. For more information about DCOF and the DCOF AcuTest™, visit americanolean.com/DCOF.

APPLICATION NOTES:

Floor tile suitable for exterior applications (provided it is noted as suitable in the applications chart above) in freezing and non-freezing climates, when proper installation methods are followed.
 Mosaic tile suitable for exterior applications (provided it is noted as suitable in the applications chart above) in non-freezing climates, when proper installation methods are followed.

* Mosaic tile only.

NOTES

Since there are variations in all fired ceramic and natural products, tile and trim supplied for your particular installation may not match samples. Final confirmation should be made from actual tiles and trim prior to installation. Manufacture in accordance with ANSI A137.1 standards.

Not for use on ramps. Water, oil, grease, improper drainage and certain footwear can create slippery conditions. Floor applications expected to be exposed to these conditions require extra caution in product selection.

Random visuals enhance the natural beauty of this product. To achieve optimal results, all tile should be selected from multiple cartons and shading and graphic arrangement planned prior to installation. For additional information refer to "Factors to Consider" at: americanolean.com/Factors.

Special care should be taken when grouting with dark pigmented colors. A grout release is recommended to prevent finely powdered pigments from lodging in the pores of the surface. Use of a latex modified thin-set is recommended for installation.

888.AOT.TILE

AMERICAN OLEAN®
PROVEN IN TILE™



STACKED STONE

NATURAL STONE



Photo features Stacked Stone Golden Sun 6 x 24 Natural Cleft Ungauged with Stacked Stone Corner 6 x 8 and 6 x 15 on the fireplace and Neoconcrete Medium Gray 12 x 24 on the floor.

QUARTZITE



GOLDEN SUN S783
6" x 24" Stacked Stone
Natural Cleft Ungauged



SHANGHAI RUST S349
6" x 24" Stacked Stone
Natural Cleft Ungauged



BEIJIN GREEN S282
6" x 24" Stacked Stone
Natural Cleft Ungauged



IMPERIAL FALLS S316
6" x 24" Stacked Stone
Natural Cleft Ungauged



GOLDEN SUN S783
6" H x 8" L | 6" H x 15-1/2" L
Stacked Stone Corner



SHANGHAI RUST S349
6" H x 8" L | 6" H x 15-1/2" L
Stacked Stone Corner



BEIJIN GREEN S282
6" H x 8" L | 6" H x 15-1/2" L
Stacked Stone Corner



IMPERIAL FALLS S316
6" H x 8" L | 6" H x 15-1/2" L
Stacked Stone Corner

SLATE



TIBETAN SLATE S317
6" x 24" Stacked Stone
Natural Cleft Ungauged



EASTERN SAND S319
6" x 24" Stacked Stone
Natural Cleft Ungauged



DYNASTY MOUNTAIN S318
6" x 24" Stacked Stone
Natural Cleft Ungauged



TIBETAN SLATE S317
6" H x 8" L | 6" H x 15-1/2" L
Stacked Stone Corner



EASTERN SAND S319
6" H x 8" L | 6" H x 15-1/2" L
Stacked Stone Corner



DYNASTY MOUNTAIN S318
6" H x 8" L | 6" H x 15-1/2" L
Stacked Stone Corner

NATURAL STONE

AMERICAN OLEAN®
PROVEN IN TILE™



Photo features Stacked Stone Golden Sun 6 x 24 Natural Cleft Ungauged with Stacked Stone Corner 6 x 8 and 6 x 15 on the fireplace.

SIZES

		THICKNESS	COLORS	SQ. FT./ CARTON	PIECES/ CARTON
6 x 24 Stacked Stone	6" x 23-11/16" (15.20 cm x 60.00 cm)	5/8" - 3/4"	S282, S316, S317, S349, S783	4	4
6 x 8 & 6 x 15-1/2 Stacked Stone Corner	6" x 8" & 6" x 15-1/2" (15.20 cm x 20.30 cm & 15.20 cm x 39.40 cm)	5/8" - 3/4"	S282, S316, S317, S349, S783	4	4 SETS OF CORNERS
6 x 24 Stacked Stone	6" x 23-11/16" (15.20 cm x 60.00 cm)	5/8" - 3/4"	S318 & S319	6	6
6 x 8 & 6 x 15-1/2 Stacked Stone Corner	6" x 8" & 6" x 15-1/2" (15.20 cm x 20.30 cm & 15.20 cm x 39.40 cm)	5/8" - 3/4"	S318 & S319	6	6 SETS OF CORNERS

NOTES

Natural stone products inherently lack uniformity and are subject to variation in aesthetics (color, shade, finish, etc.) and performance (hardness, strength, slip resistance, etc.). Natural stone products do not meet minimum coefficient of friction thresholds recommended by safety standard setting organizations. No warranties, expressed or implied, relative to merchantability or fitness for a particular purpose are made regarding the natural stone products distributed by American Olean. Check local building codes prior to specification or installation to verify that product technical characteristics comply with required parameters.

The existence and dimensions of a bevel may vary from lot to lot. Be sure to request a sample of the specific lot you are planning to order if the bevel is an important feature of your job.

For additional application and technical information, refer to the "Stone Usage Guide" at americanolean.com/sug.

STONE THEORY™

GLAZED PORCELAIN FLOOR, GLAZED CERAMIC WALL AND MOSAIC,
AND ANTIQUED MIRROR & GLASS MOSAICS

AMERICAN OLEAN®



STONE LOOK



AMERICAN OLEAN®
PROVEN IN TILE™

STONE THEORY™

Stone Theory™ blends nature with a contemporary flair. Inspired by the fusion of marble and quartzite, the three neutral colors are offered in popular large format sizes for both floor and wall applications, including a modernized 6x18 wall tile. A stunning tiffany glass and antiqued mirror mosaic, inspired by the Art Deco period, accentuates its intriguing stone visuals and contrasting veins. Add a striking yet calming ambiance to any space with Stone Theory.



Cover photo feature Stone Theory Notion 12 x 24 on the floor and Gem Chevron Glass & Antiqued Mirror Mosaic on the wall.

Above photo features Stone Theory Notion 18 x18 on the floor, Notion 6 x 18 on the shower wall and Notion 2 x 2 mosaic on the shower floor.

STONE THEORY™

GLAZED PORCELAIN FLOOR, GLAZED CERAMIC WALL AND MOSAIC, AND ANTIQUED MIRROR & GLASS MOSAICS

AMERICAN OLEAN®

FINISHES: MATTE | GLOSSY

<p>USAGE</p> <p>FLOOR WALL COUNTERTOP SHOWER FLOOR EXTERIOR FLOOR</p>	<p>MATERIAL</p> <p>PG GLAZED PORCELAIN CG GLAZED CERAMIC G GLASS</p>	<p>PRICING</p> <p>LOW HIGH</p>	<p>SPECIAL FEATURES</p> <p>STEPWISE™ TRUE EDGE™ MADE IN THE U.S.A. LARGE FORMAT MOSAIC/DECO ENCAUSTIC TERRAZZO PAVER CUSTOMIZE</p>
--	---	---------------------------------------	---

NOT APPLICABLE FOR ALL PRODUCTS IN THIS SERIES. SEE CHARTS FOR FULL PRODUCT DETAILS.

STONE LOOK

GLAZED PORCELAIN FLOOR TILE - MATTE



NOTION ST86




METAMORPHIC ST87




FORMATION ST88

GLAZED CERAMIC WALL TILE - MATTE



NOTION ST86



METAMORPHIC ST87



FORMATION ST88

GLAZED CERAMIC 2 x 2 MOSAIC - MATTE



NOTION ST86



METAMORPHIC ST87



FORMATION ST88

STACK GLASS & ANTIQUED MIRROR MOSAIC - GLOSSY



GEO STACK MOSAIC ST89



GEM STACK MOSAICS ST96

ARROW GLASS & ANTIQUED MIRROR MOSAIC - GLOSSY



GEO ARROW MOSAIC ST89



GEM ARROW MOSAIC ST96

CHEVRON GLASS & ANTIQUED MIRROR MOSAIC - GLOSSY



GEO CHEVRON MOSAIC ST89



GEMCHEVRON MOSAIC ST96

SLIP RESISTANT	WATERPROOF	STAINPROOF	DENTPROOF	SCRATCH-RESISTANT	FIRE-RESISTANT <small>Not Applicable to Mesh-Mounted Mosaics</small>	CLIMATEPRO™	SIMPLECLEAN™

VISIT AMERICANOLEAN.COM/WHYTILE FOR A COMPLETE LIST OF QUALIFICATIONS AND EXCLUSIONS.

STONE THEORY™

GLAZED PORCELAIN FLOOR, GLAZED CERAMIC WALL AND MOSAIC, AND ANTIQUED MIRROR & GLASS MOSAICS

AMERICAN OLEAN®

FINISHES: MATTE | GLOSSY

USAGE



MATERIAL



PRICING



SPECIAL FEATURES



NOT APPLICABLE FOR ALL PRODUCTS IN THIS SERIES. SEE CHARTS FOR FULL PRODUCT DETAILS.

SIZES

			THICKNESS	SQ. FT./ CARTON	PIECES/ CARTON
	12 x 24 Floor Tile	11-13/16" x 23-13/16" (30.00 cm x 60.48 cm)	5/16"	15.60	8
	18 x 18 Floor Tile	17-3/4" x 17-3/4" (45.20 cm x 45.20 cm)	5/16"	17.60	8
	6 x 18 Wall Tile	6" x 18" (15.26 cm x 45.77 cm)	3/8"	11.25	15
	2 x 2 Mosaic (Dot-mounted)	12" x 24" Sheet (30.48 cm x 60.96 cm Sheet)	1/4"	24.00	12
	Arrow Glass & Antiqued Mirror Mosaic (Mesh-mounted)	13-15/16" x 11-1/2" Sheet (35.51 cm x 29.31 cm Sheet)	3/16"	19.60	20
	Chevron Glass & Antiqued Mirror Mosaic (Mesh-mounted)	14-1/16" x 12" Sheet (35.71 cm x 30.48 cm Sheet)	3/16"	20.00	20
	Stack Glass & Antiqued Mirror Mosaic (Mesh-mounted)	13-15/16" x 12-1/4" Sheet (35.51 cm x 31.00 cm Sheet)	3/16"	20.20	20

APPLICATIONS

	TARGET DCOF WET	SUITABLE
Dry & Level – Interior Floor	N/A	●*
Wet & Level – Interior Floor	≥ 0.42	●*
Shower Floors (Residential or Light Commercial)	≥ 0.42	●**
Exterior Floor Applications (including patios, pool decking & other wet areas with minimal footwear)	≥ 0.60	
Ramps & Inclines	≥ 0.65	
Walls/Backsplashes	N/A	●
Countertops	N/A	●*
Pool Linings	N/A	●**

A DCOF value of ≥ 0.42 is the standard for tiles specified for level interior spaces expected to be walked upon when wet, as stated in ANSI A137.1-A326.3. For more information about DCOF and the DCOF AcuTest™, visit americanolean.com/DCOF.

APPLICATION NOTES:

Floor tile suitable for exterior applications (provided it is noted as suitable in the applications chart above) in freezing and non-freezing climates, when proper installation methods are followed.

Wall tile and 2 x 2 mosaic suitable for exterior applications (provided it is noted as suitable in the applications chart above) in non-freezing climates, when proper installation methods are followed.

* Wall tile and Antiqued Glass & Mirror Mosaics not suitable for this application.

** 2 x 2 Mosaic tile only.

FEATURES



888.AOT.TILE



AMERICAN OLEAN®
PROVEN IN TILE™



All or select items within this series meet the requirements for these qualifications. For more information visit americanolean.com.

AMERICANOLEAN.COM

©2021 AMERICAN OLEAN (10/21)

LEARN MORE

STONE LOOK

TRIM

			NUMBER	PIECES/ CARTON
	Floor Bullnose	3 x 12	P43C9	30
	12" Jolly	1/2 x 12	S1/212J	6 CARDS*

* 4 Pieces per card.

INSTALLATION

Grout Joint Recommendation	Shade Variation
<p>Floor: 3/16" (Overlap should not exceed 33% when installing tile with length 15" or greater in a staggered brick-joint pattern.)</p> <p>Wall: 1/16" (1/8" when rectangular sizes are used in a staggered brick-joint pattern, where the overlap does not exceed 33%)</p> <p>Mosaic: 1/8"</p>	<p>MEDIUM (V2)</p>

PERFORMANCE CHARACTERISTICS

	ASTM#	FLOOR RESULT	WALL RESULT	2 x 2 MOSAIC RESULT	GLASS AND ANTIQUED MIRROR MOSAIC RESULT
Water Absorption	C373	< 0.5%	< 20.0%	< 3.0%	< 0.5%
Breaking Strength	C648	> 275 lbs.	120 - 230 lbs.	> 250 lbs.	> 100 lbs.
Scratch Hardness	MOHS	8.0	4.0 - 6.0	7.0	4.0
Chemical Resistance	C650	Resistant	Resistant	Resistant	Resistant

For additional information on test results, visit us at: americanolean.com/information/TestResults.

DURABILITY

Floor Surface Wear Resistance

1	Residential Bathrooms	3	All Residential / Light Commercial
2	All Residential Areas	4	All Residential / Commercial

NOTES

Since there are variations in all fired ceramic and natural products, tile and trim supplied for your particular installation may not match samples. Final confirmation should be made from actual tiles and trim prior to installation. Manufactured in accordance with ANSI A137.1 standards.

Not for use on ramps. Water, oil, grease, improper drainage and certain footwear can create slippery conditions. Floor applications expected to be exposed to these conditions require extra caution in product selection.

For additional information refer to "Factors to Consider" at: americanolean.com/Factors.

Special consideration needs to be given when installing tiles greater than 15 inches. Please refer to americanolean.com/LargeTiles for more information.

FLOOR, WALL & MOSAIC

SUNSET FALLS™
GLAZED PORCELAIN & GLAZED CERAMIC



Photo features Sunset Falls White 12 x 24 on the floor and Bricktown™ Arctic Bend 4 x 8 on the wall.

SUNSET FALLS™ GLAZED PORCELAIN FLOOR AND GLAZED CERAMIC WALL & MOSAIC WITH REVEAL IMAGING®

Invite the calming effects of the sun setting over the water into your design. With a natural travertine stone-look and gentle linear grain, Sunset Falls provides classic style in timeless tones. Rectangular shapes in several sizes and a herringbone mosaic offer plenty of flexibility for foundational neutrality or a monochromatic vibe.

SUNSET FALLS™

GLAZED PORCELAIN FLOOR TILE



WHITE SF15



BEIGE SF16



GRAY SF17

GLAZED CERAMIC WALL TILE



WHITE SF15



BEIGE SF16



GRAY SF17

GLAZED CERAMIC MOSAIC



WHITE SF15



BEIGE SF16



GRAY SF17

JOLLY TRIM



WHITE SF15



BEIGE SF16



GRAY SF17



All or select items within this series meet the requirements for these qualifications. For more information visit americanolean.com.











Photo features Sunset Falls™ Gray 12 x 24 on the floor, Gray 4 x 12 on the shower walls with Gray Jolly trim and White 1 x 3 Herringbone mosaic on the shower floor and backsplash.



SUNSET FALLS™ GLAZED PORCELAIN FLOOR AND GLAZED CERAMIC WALL & MOSAIC WITH REVEAL IMAGING®



SUNSET FALLS™

SIZES

			THICKNESS	SQ. FT./ CARTON	PIECES/ CARTON
	12 x 24 Floor Tile	11-13/16" x 23-13/16" (30.00 cm x 60.48 cm)	5/16"	17.37	9
	6 x 18 Wall Tile 	6" x 18" (15.26 cm x 45.77 cm)	3/8"	11.25	15
	4 x 12 Wall Tile 	4-1/4" x 12-7/8" (10.91 cm x 32.77 cm)	5/16"	10.64	28
	1 x 3 Herringbone Mosaic  	9" x 12" Sheet (22.86 cm x 30.48 cm Sheet)	1/4"	6.00	10

TRIM

			NUMBER	PIECES/ CARTON
	Floor Bullnose	3 x 24	P-43F9	10
	Jolly	1/2 x 12	S1/212J	6 CARDS*

 Ceramic body  Dot-mounted * 4 pieces per card

INSTALLATION & PRICING

RECOMMENDED GROUT JOINT:

Floor: 3/16" (Overlap should not exceed 33% when installing tile with a length 15" or greater in a staggered brick-joint pattern.)

Wall: (6 x 18) 1/16" (1/8" when rectangular size is installed in a staggered brick-joint pattern; overlap should not exceed 33%.)

(4 x 12) 1/16" (When rectangular size is installed in a staggered brick-joint pattern, overlap should not exceed 33%.)

Mosaic: 1/8"

RELATIVE PRICING: Medium

SHADE VARIATION



HIGH
(V3)

PERFORMANCE CHARACTERISTICS

	ASTM#	FLOOR RESULT	WALL RESULT	MOSAIC RESULT
Water Absorption	C373	< 0.5%	< 20.0%	< 3.0%
Breaking Strength	C648	> 275 lbs.	120-230 lbs.	> 250 lbs.
Scratch Hardness	MOHS	8.0	4.0-6.0	7.0
Chemical Resistance	C650	Resistant	Resistant	Resistant
Abrasion Resistance	C1027	3	N/A	3

For additional information on test results, visit us at: americanolean.com/information/TestResults.

USAGE

FLOORS	WALLS	COUNTERTOPS
F	W	C

APPLICATIONS

	TARGET DCOF WET	SUITABLE
Dry & Level – Interior Floor	N/A	●*
Wet & Level – Interior Floor	≥ 0.42	●*
Shower Floors (Residential or Light Commercial)	≥ 0.42	●**
Exterior Floor Applications (including pool decking & other wet areas with minimal footwear)	≥ 0.60	
Ramps & Inclines	≥ 0.65	
Walls/Backsplashes	N/A	●
Countertops	N/A	●*
Pool Linings	N/A	●**

A DCOF value of ≥0.42 is the standard for tiles specified for level interior spaces expected to be walked upon when wet, as stated in ANSI A137.1-A326.3. For more information about DCOF and the DCOF AcuTest™, visit americanolean.com/DCOF.

APPLICATION NOTES:

Floor tile suitable for exterior applications in freezing and non-freezing climates, when proper installation methods are followed.

Wall and mosaic tile suitable for exterior applications in non-freezing climates, when proper installation methods are followed.

* Wall tile not suitable for this application.

** Mosaic tile only

NOTES

Since there are variations in all fired ceramic and natural products, tile and trim supplied for your particular installation may not match samples. Final confirmation should be made from actual tiles and trim prior to installation. Manufactured in accordance with ANSI A137.1 standards.

Not for use on ramps. Water, oil, grease, improper drainage and certain footwear can create slippery conditions. Floor applications expected to be exposed to these conditions require extra caution in product selection.

For additional information refer to "Factors to Consider" at: americanolean.com/Factors.

Special consideration needs to be given when installing tiles greater than 15 inches. Please refer to americanolean.com/LargeTiles for more information.

Use of a latex modified thin-set is recommended for installation. For more information, visit americanolean.com.



CERTIFIED
PORCELAIN
TILE

All or select items within this series meet the requirements for these qualifications. For more information visit americanolean.com.

AMERICANOLEAN.COM

THEORETICAL BOLD™

COLORBODY™ PORCELAIN FLOOR WITH REVEAL IMAGING®

AMERICAN OLEAN®



STONE LOOK



AMERICAN OLEAN®
PROVEN IN TILE™

THEORETICAL BOLD™

Theoretical Bold™ by American Olean® makes a splash in right, spirited colors. Designed to complement the existing Theoretical™ series, this collection features the same light graphic variation for visual depth and richness, and can be used on floors or walls for an eye-catching pop of color. Available in six standout hues, Theoretical Bold is sure to turn heads.

Cover photo features Theoretical Bold™ Formula Blue 12 x 24 and Theoretical™ Ideal Beige 12 x 24 on the floor and wall, with Theoretical Creative Gray 2 x 2 mosaic on the floor.

Above photo features Theoretical Bold™ Formula Blue 12 x 24 and Theoretical™ Ideal Beige 12 x 24 on the wall.

THEORETICAL BOLD™

COLORBODY™ PORCELAIN FLOOR WITH REVEAL IMAGING®

AMERICAN OLEAN®



FINISHES: MATTE

USAGE



FLOOR



WALL



COUNTERTOP



SHOWER FLOOR



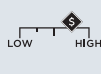
EXTERIOR FLOOR

MATERIAL



COLORBODY PORCELAIN

PRICING



LOW HIGH

SPECIAL FEATURES



MADE IN THE U.S.A.



LARGE FORMAT



TRUEEDGE™

STONE LOOK

COLORBODY™ PORCELAIN FLOOR TILE



PRIMARY YELLOW TH84



AUTHENTIC ORANGE TH88



ACADEMIC RED TH89



FORMULA BLUE TH86



GENUINE GREEN TH85



ELECTRIC BLUE TH87

THEORETICAL BOLD™

COLORBODY™ PORCELAIN FLOOR WITH REVEAL IMAGING®

AMERICAN OLEAN®

FINISHES: MATTE

USAGE



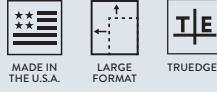
MATERIAL



PRICING



SPECIAL FEATURES



SIZES

			THICKNESS	SQ. FT./ CARTON	PIECES/ CARTON
	12 x 24 Floor Tile	(11-5/8" x 23-3/8") (29.56 cm x 59.44 cm)	5/16"	15.12	8

APPLICATIONS

	TARGET DCOF WET	SUITABLE
Dry & Level – Interior Floor	N/A	●
Wet & Level – Interior Floor	≥ 0.42	●
Shower Floors (Residential or Light Commercial)	≥ 0.42	
Exterior Floor Applications (including patios, pool decking & other wet areas with minimal footwear)	≥ 0.60	
Ramps & Inclines	≥ 0.65	
Walls/Backsplashes	N/A	●
Countertops	N/A	●
Pool Linings	N/A	

A DCOF value of ≥ 0.42 is the standard for tiles specified for level interior spaces expected to be walked upon when wet, as stated in ANSI A137.1-2012, Section 9.6.
For more information about DCOF and the DCOF AcuTest™, visit americanolean.com/DCOF.

APPLICATION NOTES:

Suitable for exterior applications in freezing and non-freezing climates, when proper installation methods are followed.

FEATURES



PRE-CONSUMER
RECYCLED CONTENT



MADE IN THE U.S.A.



REVEAL IMAGING®

All or select items within this series meet the requirements for these qualifications.
For more information visit marazzitile.com.



CERTIFIED
PORCELAIN™
TILE
0.2% OF DRY WEIGHT WATER ABSORPTION

888.AOT.TILE

AMERICANOLEAN.COM



AMERICAN OLEAN®
PROVEN IN TILE™

©2022 AMERICAN OLEAN (02/22)



LEARN MORE

STONE LOOK

TRIM

			NUMBER	PIECES/ CARTON
	Floor Bullnose	3 x 12	P43C9	30
	Cove Base □	6 x 12	P36C9TB	22
	Cove Base Outcorner □	1 x 6	PC36C9TB	15

Cove base trim is intended to coordinate with floor tile in the standard 90-degree installation position.
Cove base and cove corner trim are suitable for non-freezing climates only.
□ Ceramic body

INSTALLATION & PRICING

RECOMMENDED GROUT JOINT:

Floor: 1/8" (3/16" when multiple sizes are installed in a modular pattern, and/or when installing tile with a length 15" or greater in a staggered brick-joint pattern; overlap should not exceed 33%.)

SHADE VARIATION



PERFORMANCE CHARACTERISTICS

	ASTM#	FLOOR RESULT
Water Absorption	C373	< 0.5%
Breaking Strength	C648	> 275 lbs
Scratch Hardness	MOHS	8.0
Chemical Resistance	C650	Resistant

For additional information on test results, visit us at: americanolean.com/information/TestResults.

DURABILITY

Floor Surface Wear Resistance

1	Residential Bathrooms	3	All Residential / Light Commercial
2	All Residential Areas	4	All Residential / Commercial

NOTES

Since there are variations in all fired ceramic and natural products, tile and trim supplied for your particular installation may not match samples. Final confirmation should be made from actual tiles and trim prior to installation. Manufactured in accordance with ANSI A137.1 standards.

Not for use on ramps. Water, oil, grease, improper drainage and certain footwear can create slippery conditions. Floor applications expected to be exposed to these conditions require extra caution in product selection.

For additional information refer to "Factors to Consider" at: americanolean.com/Factors.

Special consideration needs to be given when installing tiles greater than 15 inches. Please refer to americanolean.com/LargeTiles for more information.

Special care should be taken when grouting with dark pigmented colors. A grout release is recommended to prevent finely powdered pigments from lodging in the pores of the surface. Use of a latex modified thin-set is recommended for installation.

THEORETICAL™
COLORBODY™ PORCELAIN & GLAZED CERAMIC



Photo features Theoretical Creative Gray 12 x 24 on the floor and Bricktown™ Arctic Bend 2 x 8 on the wall.

THEORETICAL™ COLORBODY™ PORCELAIN FLOOR & GLAZED CERAMIC MOSAIC WITH REVEAL IMAGING®

With a nod to minimalist simplicity, Theoretical™ by American Olean® is inspired by the modern, industrial look of cement. Reimagined with subtle graphic variation for added richness and depth, its versatility makes it perfect for commercial or urban residential applications. Available in 10 neutral hues to complement a range of color palettes and patterns, including the Theoretical Bold™ series, Theoretical is the perfect foundation for endless design options.

THEORETICAL™

COLORBODY™ PORCELAIN FLOOR TILE



WHIMSICAL WHITE TH90



LOGICAL GRAY TH95



FUNDAMENTAL GRAY TH94



IDEAL BEIGE TH91



TRUE BEIGE TH92




CREATIVE GRAY TH96



ABSOLUTE BROWN TH93



IMAGINATIVE GRAY TH97



ABSTRACT BLACK TH99



DEEP COPPER TH98



All or select items within this series meet the requirements for these qualifications. For more information visit americanolean.com.


AMERICANOLEAN.COM

GLAZED CERAMIC MOSAIC

FLOOR



WHIMSICAL WHITE TH90



LOGICAL GRAY TH95




FUNDAMENTAL GRAY TH94




IDEAL BEIGE TH91




TRUE BEIGE TH92



CREATIVE GRAY TH96




ABSOLUTE BROWN TH93



IMAGINATIVE GRAY TH97






ABSTRACT BLACK TH99




DEEP COPPER TH98

THEORETICAL™ COLORBODY™ PORCELAIN FLOOR & GLAZED CERAMIC MOSAIC WITH REVEAL IMAGING®

SIZES




			THICKNESS	SQ. FT./ CARTON	PIECES/ CARTON
	24 x 24 Floor Tile * (59.44 cm x 59.44 cm)	23-3/8" x 23-3/8" (59.44 cm x 59.44 cm)	5/16"	15.20	4
	12 x 24 Floor Tile * (29.56 cm x 59.44 cm)	11-5/8" x 23-3/8" (29.56 cm x 59.44 cm)	5/16"	15.12	8
	2 x 2 Mosaic ■ ■ ■ ■	12" x 24" Sheet (30.48 cm x 60.96 cm Sheet)	1/4"	24.00	12

LINEAR EXPRESS™ SIZES

			THICKNESS	SQ. FT./ CARTON	PIECES/ CARTON
	6 x 24 Floor Tile * (14.60 cm x 59.44 cm)	5-3/4" x 23-3/8" (14.60 cm x 59.44 cm)	3/8"	10.23	11

Additional linear and rectangular sizes available through Linear Express™, American Olean's linear cutting service. Visit americanolean.com/LinearExpress for size and order information.

TRIM

			NUMBER	PIECES/ CARTON
	Floor Bullnose	3 x 12	P-43C9	30
	Cove Base ■	6 x 12	P-36C9TB	22
	Cove Base Outcorner ■	6 x 1	PC-36C9TB	15

Cove base trim is intended to coordinate with floor tile in the standard 90-degree installation position. Cove base and cove corner trim are suitable for non-freezing climates only.
* Modular sizes ■ Dot-mounted □ Ceramic body

INSTALLATION & PRICING

RECOMMENDED GROUT JOINT:

Floor: 1/8" (3/16" when multiple sizes are installed in a modular pattern, and/or when installing tile with a length 15" or greater in a staggered brick-joint pattern; overlap should not exceed 33%).

Mosaic: 1/8"

RELATIVE PRICING: Medium

SHADE VARIATION



PERFORMANCE CHARACTERISTICS

	ASTM#	FLOOR RESULT	MOSAIC RESULT
Water Absorption	C373	< 0.5%	< 3.0%
Breaking Strength	C648	> 275 lbs.	> 250 lbs.
Scratch Hardness	MOHS	8.0	8.0
Chemical Resistance	C650	Resistant	Resistant
Abrasion Resistance	C1027	N/A	4

For additional information on test results, visit us at: americanolean.com/information/TestResults.

USAGE

FLOORS	WALLS	COUNTERTOPS
F	W	C

APPLICATIONS

	TARGET DCOF WET	SUITABLE
Dry & Level – Interior Floor	N/A	●
Wet & Level – Interior Floor	≥ 0.42	●
Shower Floors (Residential or Light Commercial)	≥ 0.42	●*
Exterior Floor Applications (including pool decking & other wet areas with minimal footwear)	≥ 0.60	
Ramps & Inclines	≥ 0.65	
Walls/Backsplashes	N/A	●
Countertops	N/A	●
Pool Linings	N/A	●*

A DCOF value of ≥0.42 is the standard for tiles specified for level interior spaces expected to be walked upon when wet, as stated in ANSI A137.1-A326.3. For more information about DCOF and the DCOF AcuTest™, visit americanolean.com/DCOF.

APPLICATION NOTES:

Floor tile suitable for exterior applications in freezing and non-freezing climates, when proper installation methods are followed.
Mosaic tile suitable for exterior applications in non-freezing climates, when proper installation methods are followed.
* Mosaic tile only

NOTES

Since there are variations in all fired ceramic and natural products, tile and trim supplied for your particular installation may not match samples. Final confirmation should be made from actual tiles and trim prior to installation. Manufactured in accordance with ANSI A137.1 standards.

Not for use on ramps. Water, oil, grease, improper drainage and certain footwear can create slippery conditions. Floor applications expected to be exposed to these conditions require extra caution in product selection.

For additional information refer to "Factors to Consider" at: americanolean.com/Factors.

Special consideration needs to be given when installing tiles greater than 15 inches. Please refer to americanolean.com/LargeTiles for more information.

Special care should be taken when grouting with dark pigmented colors. A grout release is recommended to prevent finely powdered pigments from lodging in the pores of the surface. Use of a latex modified thin-set is recommended for installation.

UNGLAZED MOSAICS™

COLORBODY™ PORCELAIN

AMERICAN OLEAN®



MOSAIC



AMERICAN OLEAN®
PROVEN IN TILE™

UNGLAZED MOSAICS™

Always a classic, Unglazed ColorBody™ Porcelain Mosaics provide unlimited options for virtually any space. From sophisticated neutrals to saturated deep tones to crisp, contemporary brights, the palette delivers a timeless and trendy color lineup. The size and shape options complete the design story, while standard and custom pattern options offer true freedom of expression.

Cover photo features Unglazed Mosaics™ Diamond Weave 1" hexagon mosaic on the floor.

Above photo features Unglazed Mosaics™ Ice White, Black, and Restore penny round mosaics on the shower wall and floor.

UNGLAZED MOSAICS™

COLORBODY™ PORCELAIN

AMERICAN OLEAN®

FINISHES: MATTE

USAGE



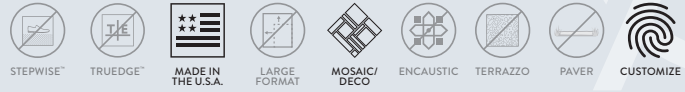
MATERIAL



PRICING




SPECIAL FEATURES




MOSAIC

SOLIDS



(1), (2), (3), (4) & (20) notations indicate price groups, (1) being the least expensive.

BLENDS



PATTERNS



All colors available in 1" x 1" and 2" x 2" size and can be ordered in patterns and blends on a made to order basis. All other sizes are available in select colors (visit our website for complete product information) and can be ordered in patterns and blends on a made to order basis. Please see the "Pattern and Border Guide" (available on-line) for templates, and for order assistance please contact your local American Olean Sales Representative.



VISIT AMERICANOLEAN.COM/WHYTILE FOR A COMPLETE LIST OF QUALIFICATIONS AND EXCLUSIONS.

UNGLAZED MOSAICS™

COLORBODY™ PORCELAIN

AMERICAN OLEAN®

FINISHES: MATTE

USAGE



MATERIAL



PRICING



SPECIAL FEATURES



MOSAIC

SIZES

			THICKNESS	SQ. FT./ CARTON	PIECES/ CARTON
	2 x 2 Mosaic (Dot-mounted)	2" x 2" Piece (12" x 24" Sheet) (30.48 cm x 60.96 cm Sheet)	1/4"	24.00	12
	1 x 1 Mosaic (Dot-mounted)	1" x 1" Piece (12" x 24" Sheet) (30.48 cm x 60.96 cm Sheet)	1/4"	24.00	12
	2" Hexagon Mosaic (Dot-mounted)	2" x 2" Piece (12" x 24" Sheet) (30.48 cm x 60.96 cm Sheet)	1/4"	24.24	12
	1" Hexagon Mosaic (Dot-mounted)†	1" x 1" Piece (12" x 22-5/8" Sheet) (30.48 cm x 58.10 cm Sheet)	1/4"	21.00	12
	2 x 1 Straight-joint Mosaic (Dot-mounted)	2" x 1" Piece (12" x 24" Sheet) (30.48 cm x 60.96 cm Sheet)	1/4"	24.00	12
	2 x 1 Brick-joint Mosaic (Dot-mounted)	2" x 1" Piece (12" x 24" Sheet) (30.48 cm x 60.96 cm Sheet)	1/4"	22.00	12
	Penny Round Solid Colors (Dot-mounted)	1" x 1" Piece (10" x 22" Sheet) (25.40 cm x 55.88 cm Sheet)	1/4"	21.12	12
	Penny Round Retro Dot (Dot-mounted)	1" x 1" Piece (10" x 22" Sheet) (25.40 cm x 55.88 cm Sheet)	1/4"	18.12	12
	Penny Round Rosette (Dot-mounted)	1" x 1" Piece (10" x 22" Sheet) (25.40 cm x 55.88 cm Sheet)	1/4"	17.40	12
	Penny Round Diamond (Dot-mounted)	1" x 1" Piece (10" x 22" Sheet) (25.40 cm x 55.88 cm Sheet)	1/4"	17.40	12
	2 x 1 & 1 x 1 Windmill Mosaic (Dot-mounted)	2" x 1" & 1" x 1" Piece (12" x 24" Sheet) (30.48 cm x 60.96 cm Sheet)	1/4"	24.00	12

† Sizing applies to solid colors, AO19 and AO20 patterns. However, AO17, AO18 & AO21 patterns have 18.84 sf/carton and 12 pieces/carton.

DURABILITY

Floor Surface Wear Resistance

1	Residential Bathrooms	3	All Residential / Light Commercial
2	All Residential Areas	④	All Residential / Commercial

FEATURES



PRE-CONSUMER
RECYCLED MATERIALS



MADE IN THE U.S.A.

All or select items within this series meet the requirements for these qualifications.
For more information visit americanolean.com.

APPLICATIONS

	TARGET DCOF WET	SUITABLE
Dry & Level – Interior Floor	--	●
Wet & Level – Interior Floor	≥ 0.42	●
Shower Floors (Residential or Light Commercial)	≥ 0.42	●
Exterior Floor Applications (including patios, pool decking & other wet areas with minimal footwear)	≥ 0.55	●*
Ramps & Inclines	≥ 0.65	
Walls/Backsplashes	--	●
Countertops	--	●
Pool Linings	--	●
Pool Tanks / Submerged applications	--	●**

A DCOF value of ≥0.42 is the standard for tiles specified for level interior spaces expected to be walked upon when wet, as stated in ANSI A137.1-A326.3. For more information about DCOF and the DCOF AcuTest™, visit americanolean.com/DCOF.

APPLICATION NOTES:

Suitable for exterior applications (provided it is noted as suitable in the applications chart above) in freezing and non-freezing climates, when proper installation methods are followed.

* Unglazed mosaics have recurrent grout joints and reflect DCOF of ≥ 0.55 wet making them suitable for these applications.

** Unglazed mosaics with ClearFace™ mounting system recommended for pool tanks and submerged applications.

PERFORMANCE CHARACTERISTICS

	ASTM#	MOSAIC RESULT
Water Absorption	C373	< 0.5 %
Breaking Strength	C648	> 300 lbs
Scratch Hardness	MOHS	7.0 - 8.0
Chemical Resistance	C650	Resistant

For additional information on test results, visit us at: americanolean.com/information/TestResults.

INSTALLATION & PRICING

Grout Joint Recommendation	Shade Variation
1/8" Approximately	Medium (V2) (Solid Colors) Random (V4) (Speckled Colors, Random Blends)

UNGLAZED MOSAICS™

COLORBODY™ PORCELAIN

AMERICAN OLEAN®

FINISHES: MATTE

USAGE



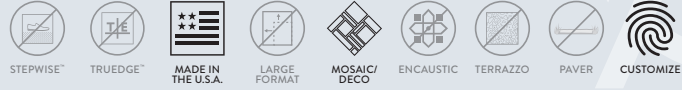
MATERIAL



PRICING



SPECIAL FEATURES



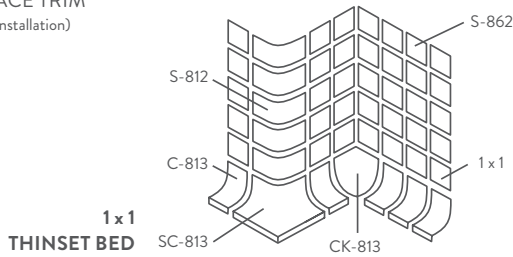
MOSAIC

TRIM INSTALLATION

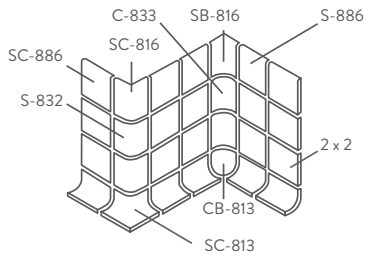
Trim is available in single linear foot lengths, or it can be ordered with cap and/or cove face-mounted on the sheet with flat tile. Trim members with modular 1 x 1 and 2 x 2 flat tile.

SURFACE TRIM

(typical installation)



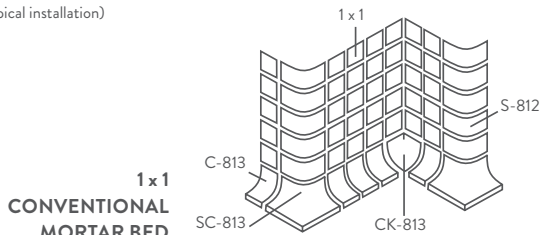
**1 x 1
THINSET BED**



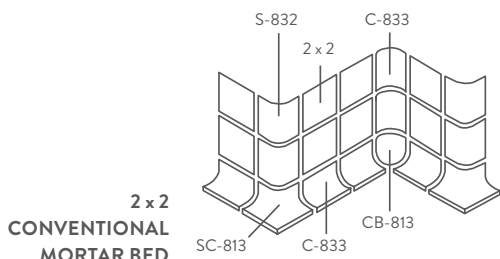
**2 x 2
THINSET BED**

UNIVERSAL TRIM

(typical installation)



**1 x 1
CONVENTIONAL
MORTAR BED**



**2 x 2
CONVENTIONAL
MORTAR BED**

TRIM

	Type	Number	Size	Pieces / LF Per Carton	Groups
	Bullnose	S862	1 x 1	196	1, 2
	Bullnose	S886	2 x 2	180	1, 2, 3, 4
	Bullnose Corner	SC862 ♦	1 x 1	100	1, 2
	Bullnose Corner	SC886	2 x 2	100	1, 2, 3, 4
	Cove Base	C813	1 x 1	84	1, 2
	Cove Base	C833	2 x 2	84	1, 2, 3
	Cove Base Corner	CB813	1 x 1	100	1, 2
	Cove Base Corner	CK813	1 x 1	100	1, 2, 3
	Cove Base Corner	SB816 ♦	2 x 2	100	1, 2
	Cove Base Corner	SC816 ♦	2 x 2	100	1, 2
	Outcorner	SCRL833 ♦	2 x 1	100	1, 2, 3
	Universal Trim	S812 ♦	1 x 1	112	1, 2
	Universal Trim	S832	2 x 2	112	1, 2
	Universal Trim	SC813	2 x 2	100	1, 2, 3
	Universal Trim	C701 ♦	2 x 1	50	1, 2, 3, 4
	Build-up Base	MB4C	3 Rows, 1 x 1; 1 Row, C813	26	1, 2, 3
	Build-up Base	MT5	3 Rows, 1 x 1; 1 Row, S862; 1 Row, C813	26	1, 2, 3
	Build-up Base	MT6A	2 Rows, 2 x 2; 1 Row, C833	26	1, 2, 3
	Build-up Base	MT6	1 Row, 2 x 2; 1 Row, C833; 1 Row, S886	26	1, 2, 3

♦ Made-to-order

MOUNTED TILE SHEETS

- Master-Set® back-edge mounting system for ceramic mosaics, borders and pattern designs.
- All glazed and unglazed porcelain mosaic colors are mounted.
- Easy to cut with knife or pointed trowel.
- Strong, flexible 12 x 24 sheets.

UNGLAZED MOSAICS™

COLORBODY™ PORCELAIN

AMERICAN OLEAN®

FINISHES: MATTE

USAGE



MATERIAL



PRICING



SPECIAL FEATURES



MOSAIC

GROUP 1

COLOR NAME		UNGLAZED 1 x 1 & 2 x 2	UNGLAZED 2 x 1	PENNY ROUNDS	UNGLAZED 1" HEX	UNGLAZED 2" HEX	TRIM
0A13	Biscuit *	STK	STK	STK	STK	MTO	STK
0A52	Buff Granite	STK	--	--	MTO	--	STK
0A43	Light Smoke	STK	STK	STK	STK	STK	STK
0A04	Light Smoke Spec	STK	STK	--	--	STK	STK
0A53	Restore	STK	--	MTO	STK	--	+
0A12	Salt & Pepper	STK	--	STK	--	--	STK
0A64	Stable	STK	--	STK	STK	STK	X
0A91	Willow *	STK	STK	STK	--	STK	X
0A94	Willow Speckle *	STK	STK	--	--	STK	STK

GROUP 2

COLOR NAME		UNGLAZED 1 x 1 & 2 x 2	UNGLAZED 2 x 1	PENNY ROUNDS	UNGLAZED 1" HEX	UNGLAZED 2" HEX	TRIM
0A24	Almond	STK	STK	STK	STK	MTO	STK
0A17	Biscuit Spec	STK	--	--	MTO	--	+
0A25	Ice White	STK	STK	STK	STK	STK	STK
0A60	Ocean Tide *	MTO	--	--	--	--	+
0A49	Poise	STK	STK	STK	--	STK	X
0A50	Serenty	STK	--	MTO	MTO	--	+
0A22	Storm Gray *	STK	STK	STK	MTO	STK	X
0A06	Storm Gray Spec	STK	STK	--	--	MTO	STK
0A51	Uplifted	STK	--	--	--	--	+

GROUP 3

COLOR NAME		UNGLAZED 1 x 1 & 2 x 2	UNGLAZED 2 x 1	PENNY ROUNDS	UNGLAZED 1" HEX	UNGLAZED 2" HEX	TRIM
0A34	Black *	STK	--	STK	STK	STK	x
0A33	Charcoal	STK	--	MTO	MTO	MTO	x
0A23	Fresh	MTO	--	--	MTO	--	+
0A46	Passion	STK	--	--	STK	--	+
0A47	Wisdom	MTO	--	--	MTO	--	+

MTO Made to Order

STK Stocked

STK Trim stocked in S886, SC886, C813, C833, CB813, CK813, S832, SC813, MT6, MT6A, MT5, MT5A and made to order in S862, SC862, SB816, SC816, SCR-L833, S812, C701, CK701 & CC701.

-- Not Available

X Stocked trim in S886, SC886, C833 and SC813. Made-to-Order in SCR-L833, CK813, MT6 and MT6A. No other trim offered.

+ Made-to-order trim in S886, SC886, C833, SCR-L833, CK813, MT6 and MT6A. No other trim offered.

++ Group 4 Trim stocked in S886, SC886. Colors 0A08 and 0A09 MTO in S886, SC886.

* Available with abrasive content on a made to order basis in 1 x 1 and 2 x 2 size.

UNGLAZED MOSAICS™

COLORBODY™ PORCELAIN

AMERICAN OLEAN®

FINISHES: MATTE

USAGE



MATERIAL



PRICING



SPECIAL FEATURES



MOSAIC

GROUP 4

COLOR NAME	UNGLAZED 1 x 1 & 2 x 2	UNGLAZED 2 x 1	PENNY ROUNDS	UNGLAZED 1" HEX	UNGLAZED 2" HEX	TRIM
0A36 Discovery	STK	--	MTO	STK	MTO	++
0A45 Grace	MTO	--	--	MTO	--	MTO
0R97 Key Lime	STK	--	--	--	--	++
0R98 Lemon Drop	STK	--	--	--	--	++
0A28 Navy	STK	--	--	MTO	--	++
0A54 Navy Spec	STK	--	--	--	--	++
0A08 Peacock Blue	MTO	--	MTO	MTO	--	MTO
0R08 Sapphire Sky	STK	--	MTO	MTO	--	++
0A09 Sapphire Sky Spec	MTO	--	--	--	--	MTO

GROUP 20

COLOR NAME	UNGLAZED 1 x 1 & 2 x 2
0R26 Red#	MTO
0R99 Orange Fizz#	MTO

MTO	Made to Order
STK	Stocked
STK	Trim stocked in S886, SC886, C813, C833, CB813, CK813, S832, SC813, MT6, MT6A, MT5, MT5A and made to order in S862, SC862, SB816, SC816, SCR-L833, S812, C701, CK701 & CC701.
--	Not Available
X	Stocked trim in S886, SC886, C833 and SC813. Made-to-Order in SCR-L833, CK813, MT6 and MT6A. No other trim offered.
+	Made-to-order trim in S886, SC886, C833, SCR-L833, CK813, MT6 and MT6A. No other trim offered.
++	Group 4 Trim stocked in S886, SC886. Colors 0A08 and 0A09 MTO in S886, SC886.
*	Available with abrasive content on a made to order basis in 1 x 1 and 2 x 2 size.

Available in 1x1 and 2x2 only (no trim) on a made to order basis.

CLEARFACE™ MOUNTING SYSTEM

- Unglazed Mosaics™ ClearFace™ is a mounting system intended primarily for use in swimming pools and submerged applications. ClearFace™ mounted tile is a premium product to existing paper-face offerings and supplements dot-mounted mosaics.
- Additionally, ClearFace™ allows the contractor to see chips as they are being installed, allowing for realignment when wet should a chip need adjustment. ClearFace's premium feature includes complete tile-back-to-substrate mortar transfer.
- All Unglazed Mosaics 1" and 2" colors are available on a standard made-to-order basis using the ClearFace™ mounting system.
- Complete tile-to-substrate mortar transfer
- Premium alternative for swimming pool installations
- Provides 100% contact between the tile and setting materials, providing additional bond strength
- Allows for visual inspection and better alignment during installation
- Comes with extended 25-year pro-rated limited warranty



NOTES

Since there are variations in all fired ceramic and natural products, tile and trim supplied for your particular installation may not match samples. Final confirmation should be made from actual tiles and trim prior to installation. Manufactured in accordance with ANSI A137.1 standards.

Not for use on ramps. Water, oil, grease, improper drainage and certain footwear can create slippery conditions. Floor applications expected to be exposed to these conditions require extra caution in product selection.

For additional information refer to "Factors to Consider" at: americanolean.com/Factors.

Random visuals enhance the natural beauty of this product. To achieve optimal results, all tile should be selected from multiple cartons and shading and graphic arrangement planned prior to installation.

Special care should be taken when grouting with dark pigmented colors. A grout release is recommended to prevent finely powdered pigments from lodging in the pores of the surface.

Use of a latex modified thin-set is recommended for installation.



888.AOT.TILE



AMERICAN OLEAN®
PROVEN IN TILE™



UNION™
COLORBODY™ PORCELAIN



Photo features Union Black Nickel 8 x 48 on the exterior floor and Industrial Gray 12 x 24 on the interior floor with Industrial Gray 2 x 3 Modern Weave mosaic on the kitchen wall.

UNION™ COLORBODY™ PORCELAIN FLOOR & MOSAIC WITH STEPWISE™ TECHNOLOGY AND REVEAL IMAGING®

Union™ by American Olean® is an authentic interpretation of stained and worn concrete factory floors reminiscent of the industrial era. This bold combination creates depth and character in thoughtfully designed commercial and residential spaces. Superior slip resistance with StepWise™ technology and five tone-on-tone colors in large-format sizes with TruEdge™ deliver exceptional performance with contemporary style. Complete the design with its modern mosaic for the ultimate urban industrial look.

UNION™

COLORBODY™ PORCELAIN FLOOR WITH STEPWISE™ TECHNOLOGY



PLATINUM WHITE UN01



WEATHERED BEIGE UN02



INDUSTRIAL GRAY UN03



RUSTED BROWN UN04



BLACK NICKEL UN05

50% MORE SLIP RESISTANT THAN ORDINARY TILE⁺
*When compared to tile meeting ANSI Standards

COLORBODY™ PORCELAIN MOSAIC WITH STEPWISE™ TECHNOLOGY



PLATINUM WHITE UN01



WEATHERED BEIGE UN02



INDUSTRIAL GRAY UN03



RUSTED BROWN UN04



BLACK NICKEL UN05

‡ When compared to tile meeting ANSI Standards



All or select items within this series meet the requirements for these qualifications. For more information visit americanolean.com.







Photo features Union™ Weathered Beige 24 x 48 on the floor with Rusted Brown 8 x 48 and 2 x 3 Modern Weave mosaic on the wall.




UNION™ COLORBODY™ PORCELAIN FLOOR & MOSAIC WITH STEPWISE™ TECHNOLOGY AND REVEAL IMAGING®

UNION™

SIZES

			THICKNESS	SQ. FT./ CARTON	PIECES/ CARTON
	24 x 48 Floor Tile	23-3/8" x 46-15/16" (59.44 cm x 119.30 cm)	5/16"	15.26	2
	12 x 24 Floor Tile	11-5/8" x 23-3/8" (29.56 cm x 59.44 cm)	5/16"	15.12	8
	8 x 48 Floor Tile	7-3/4" x 46-15/16" (19.71 cm x 119.30 cm)	5/16"	15.18	6
	2 x 3 Modern Weave Mosaic ■	12" x 12" Sheet (30.48 cm x 30.48 cm Sheet)	5/16"	3.88	4

TRIM

			NUMBER	PIECES/ CARTON
	Floor Bullnose	3 x 24	P-43F9	10
	Cove Base	6 x 12	P-36C9TB	22
	Cove Base Outcorner □	6 x 1	PC-36C9TB	15

Cove base trim is intended to coordinate with floor tile in the standard 90-degree installation position.

Cove base and cove corner trim are suitable for non-freezing climates only.

■ Mesh-mounted □ Ceramic body

INSTALLATION & PRICING

RECOMMENDED GROUT JOINT:

Floor: 1/8" (3/16" when installing tile with a length 15" or greater in a staggered brick-joint pattern; overlap should not exceed 33%.)

Mosaic: 1/8"

RELATIVE PRICING: High

SHADE VARIATION



HIGH
(V3)

PERFORMANCE CHARACTERISTICS

	ASTM#	FLOOR RESULT	MOSAIC RESULT
Water Absorption	C373	< 0.5%	< 0.5%
Breaking Strength	C648	> 275 lbs.	> 275 lbs.
Scratch Hardness	MOHS	8.0	8.0
Chemical Resistance	C650	Resistant	Resistant
Abrasion Resistance	C1027	N/A	N/A

For additional information on test results, visit us at: americanolean.com/information/TestResults.

USAGE

FLOORS	WALLS	COUNTERTOPS
F	W	C

APPLICATIONS

	TARGET DCOF WET	SUITABLE
Dry & Level – Interior Floor	N/A	●
Wet & Level – Interior Floor	≥ 0.42	●
Shower Floors (Residential or Light Commercial)	≥ 0.42	●*
Exterior Floor Applications (including pool decking & other wet areas with minimal footwear)	≥ 0.60	●
Ramps & Inclines	≥ 0.65	
Walls/Backsplashes	N/A	●
Countertops	N/A	●
Pool Linings	N/A	●*

A DCOF value of ≥0.42 is the standard for tiles specified for level interior spaces expected to be walked upon when wet, as stated in ANSI A137.1-A326.3. For more information about DCOF and the DCOF AcuTest™, visit americanolean.com/DCOF.

APPLICATION NOTES:

Suitable for exterior applications in freezing and non-freezing climates, when proper installation methods are followed.

* Mosaic tile only

NOTES

Since there are variations in all fired ceramic and natural products, tile and trim supplied for your particular installation may not match samples. Final confirmation should be made from actual tiles and trim prior to installation. Manufactured in accordance with ANSI A137.1 standards.

Not for use on ramps. Water, oil, grease, improper drainage and certain footwear can create slippery conditions. Floor applications expected to be exposed to these conditions require extra caution in product selection.

For additional information refer to "Factors to Consider" at: americanolean.com/Factors.

Special consideration needs to be given when installing tiles greater than 15 inches. Please refer to americanolean.com/LargeTiles for more information.

Special care should be taken when grouting with dark pigmented colors. A grout release is recommended to prevent finely powdered pigments from lodging in the pores of the surface. Use of a latex modified thin-set is recommended for installation.



50% MORE SLIP RESISTANT THAN ORDINARY TILE†

†When compared to tile meeting ANSI Standards

EASY TO CLEAN

StepWise™ Technology provides added slip resistance with a surface that is easy to clean.



STONE LOOK



VELLAGIO™

Stunning graphics and subtle texture work together to achieve the beauty of travertine in Vellagio by American Olean. Designed with Reveal Imaging®, this series features three natural shades with the look and feel of real stone for a warm and welcoming living space. Vellagio sets the foundation for rustic chic design.

Cover and above photos feature Vellagio Beige 12 x 24 on the floor.



FINISHES: MATTE

USAGE



MATERIAL



PRICING



SPECIAL FEATURES



NOT APPLICABLE FOR ALL PRODUCTS IN THIS SERIES. SEE CHARTS FOR FULL PRODUCT DETAILS.

STONE LOOK

GLAZED PORCELAIN FLOOR TILE



BEIGE VL05



SILVER VL06



















LIGHT NOCE VL07



VISIT AMERICANOLEAN.COM/WHYTILE FOR A COMPLETE LIST OF QUALIFICATIONS AND EXCLUSIONS.

FINISHES: MATTE

USAGE  FLOOR  WALL  COUNTERTOP  SHOWER FLOOR  EXTERIOR FLOOR	MATERIAL 	PRICING 	SPECIAL FEATURES  STEPWISE™  TRUEEDGE™  MADE IN THE U.S.A.  LARGE FORMAT  MOSAIC/ DECO  ENCAUSTIC  TERRAZZO  PAVER  CUSTOMIZE
--	--	---	---

NOT APPLICABLE FOR ALL PRODUCTS IN THIS SERIES. SEE CHARTS FOR FULL PRODUCT DETAILS.

STONE LOOK

SIZES

			THICKNESS	SQ. FT./ CARTON	PIECES/ CARTON
	12 x 24 Floor Tile	11-13/16" x 23-13/16" (30.00 cm x 60.48 cm)	5/16"	17.37	9

APPLICATIONS

	TARGET DCOF WET	SUITABLE
Dry & Level – Interior Floor	N/A	●
Wet & Level – Interior Floor	≥ 0.42	●
Shower Floors (Residential or Light Commercial)	≥ 0.42	
Exterior Floor Applications (including patios, pool decking & other wet areas with minimal footwear)	≥ 0.60	
Ramps & Inclines	≥ 0.65	
Walls/Backsplashes	N/A	●
Countertops	N/A	●
Pool Linings	N/A	

A DCOF value of ≥ 0.42 is the standard for tiles specified for level interior spaces expected to be walked upon when wet, as stated in ANSI A137.1-A326.3. For more information about DCOF and the DCOF AcuTest™, visit americanolean.com/DCOF.

APPLICATION NOTES:

Suitable for exterior applications (provided it is noted as suitable in the applications chart above) in freezing and non-freezing climates, when proper installation methods are followed.

FEATURES

 PRE-CONSUMER RECYCLED MATERIALS  MADE IN THE U.S.A.

 REVEAL IMAGING®


 **CERTIFIED PORCELAIN™**
0.01% or less water absorption

All or select items within this series meet the requirements for these qualifications. For more information visit americanolean.com.

TRIM

			NUMBER	PIECES/ CARTON
	Floor Bullnose	3 x 24	P43F9	10

INSTALLATION

Grout Joint Recommendation	Shade Variation
3/16" (Overlap should not exceed 33% when installing tile with a length 15" or greater in a staggered brick-joint pattern.)	 RANDOM (V4)

PERFORMANCE CHARACTERISTICS

	ASTM#	RESULT
Water Absorption	C373	< 0.5%
Breaking Strength	C648	> 275 lbs.
Scratch Hardness	MOHS	8.0
Chemical Resistance	C650	Resistant

For additional information on test results, visit us at: americanolean.com/information/TestResults.

DURABILITY

Floor Surface Wear Resistance

1 Residential Bathrooms	3 All Residential / Light Commercial
2 All Residential Areas	4 All Residential / Commercial

NOTES

Since there are variations in all fired ceramic and natural products, tile and trim supplied for your particular installation may not match samples. Final confirmation should be made from actual tiles and trim prior to installation. Manufactured in accordance with ANSI A137.1 standards.

Not for use on ramps. Water, oil, grease, improper drainage and certain footwear can create slippery conditions. Floor applications expected to be exposed to these conditions require extra caution in product selection.

For additional information refer to "Factors to Consider" at: americanolean.com/Factors.

Random visuals enhance the natural beauty of this product. To achieve optimal results, all tile should be selected from multiple cartons and shading and graphic arrangement planned prior to installation.

Special consideration needs to be given when installing tiles greater than 15 inches. Please refer to americanolean.com/LargeTiles for more information.

Use of a latex modified thin-set is recommended for installation. For more information, visit americanolean.com.



VISUAL IMPRESSIONS™
GLAZED CERAMIC




Photo features Visual Impressions White 8 x 24 Linear Diamond on the wall.

VISUAL IMPRESSIONS™ GLAZED CERAMIC WALL


Create a masterpiece with the artistic edge of Visual Impressions, a contemporary and fashionable wall tile by American Olean®. Neutral colors and 3D patterns produce stunning works of art that you can feel, and integrate seamlessly thanks to large-format sizes with TruEdge™. Complete your look with coordinating jolly trim for a complementary, on-trend design.

VISUAL IMPRESSIONS™

WALL TILE – FLAT



WHITE VI10



GRAY VI12



BEIGE VI11

WALL TILE – LINEAR DIAMOND



WHITE VI10



GRAY VI12



BEIGE VI11

WALL TILE – MULTI WAVE



WHITE VI10



GRAY VI12



BEIGE VI11

WALL TILE – QUADRANGLE



WHITE VI10



GRAY VI12



BEIGE VI11

JOLLY TRIM



WHITE VI10



GRAY VI12



BEIGE VI11




All or select items within this series meet the requirements for these qualifications. For more information visit americanolean.com.

AMERICANOLEAN.COM




VISUAL IMPRESSIONS™ GLAZED CERAMIC WALL

SIZES

			THICKNESS	SQ. FT./ CARTON	PIECES/ CARTON
	8 x 24 Wall Tile	7-3/4" x 23-3/4" (19.75 cm x 60.42 cm)	5/16"	12.80	10

TRIM

			NUMBER	PIECES/ CARTON
	Jolly	1/2 x 12	S1/212J	12

INSTALLATION & PRICING

RECOMMENDED GROUT JOINT:

Wall: 1/16" (1/8" when rectangular size is installed in a staggered brick-joint pattern; overlap should not exceed 33%).

RELATIVE PRICING: Medium

SHADE VARIATION



LOW
(V1)


PERFORMANCE CHARACTERISTICS

	ASTM#	WALL RESULT
Water Absorption	C373	< 20.0%
Breaking Strength	C648	120-230 lbs.
Scratch Hardness	MOHS	4.0-6.0
Chemical Resistance	C650	Resistant
Abrasion Resistance	C1027	N/A

USAGE

FLOORS	WALLS	COUNTERTOPS
	W	

APPLICATIONS

	TARGET DCOF WET	SUITABLE
Dry & Level – Interior Floor	N/A	
Wet & Level – Interior Floor	≥ 0.42	
Shower Floors (Residential or Light Commercial)	≥ 0.42	
Exterior Floor Applications (including pool decking & other wet areas with minimal footwear)	≥ 0.60	
Ramps & Inclines	≥ 0.65	
Walls/Backsplashes	N/A	
Countertops	N/A	
Pool Linings	N/A	

A DCOF value of ≥0.42 is the standard for tiles specified for level interior spaces expected to be walked upon when wet, as stated in ANSI A137.1-A326.3. For more information about DCOF and the DCOF AcuTest™, visit americanolean.com/DCOF.

APPLICATION NOTES:

Suitable for exterior applications in non-freezing climates, when proper installation methods are followed.

NOTES

Since there are variations in all fired ceramic and natural products, tile and trim supplied for your particular installation may not match samples. Final confirmation should be made from actual tiles and trim prior to installation. Manufactured in accordance with ANSI A137.1 standards.

For additional information refer to "Factors to Consider" at: americanolean.com/Factors.

Special consideration needs to be given when installing tiles greater than 15 inches. Please refer to americanolean.com/LargeTiles for more information.



WALL

PERSPECTA™
GLAZED CERAMIC



AMERICAN OLEAN®
PROVEN IN TILE™

Photo features Perspecta Pacific Blue and Cirrus White 8 x 24 on the wall with Theoretical™ Logical Gray 12 x 24 on the floor.

PERSPECTA™ GLAZED CERAMIC WALL WITH REVEAL IMAGING®

Sleek linear wall designs come to life through Perspecta™ by American Olean®. A soft pinstripe graphic achieved through Reveal Imaging® runs the length of this 8x24 wall tile for a hint of movement and subtle sophistication. With a vast array of colors ranging from bright and bold to contemporary classic, this collection also offers coordinating jolly trim in each color for a refined finish. In both residential and commercial settings, Perspecta provides options to cover the full spectrum of style appeal.

PERSPECTA™

GLAZED CERAMIC WALL TILE



JOLLY TRIM (SOLID COLORS)



(1) & (2) notations indicate price group, (1) being the least expensive.



All or select items within this series meet the requirements for these qualifications. For more information visit americanolean.com.




Photo features Perspecta Pacific Blue and Cirrus White 8 x 24 on the wall with Theoretical™ Logical Gray 12 x 24 on the floor.

SIZES

			THICKNESS	SQ. FT./ CARTON	PIECES/ CARTON
	8 x 24 Wall Tile	8" x 24" (20.34 cm x 61.03 cm)	5/16"	13.30	10

TRIM

				NUMBER	PIECES/ CARTON
	12" Jolly	1/2 x 12		S1/212J	12

INSTALLATION & PRICING

RECOMMENDED GROUT JOINT:

Wall: 1/16" (1/8" when rectangular size is installed in a staggered brick-joint pattern; overlap should not exceed 33%.)

RELATIVE PRICING: Medium

SHADE VARIATION



LOW
(V1)


PERFORMANCE CHARACTERISTICS

	ASTM#	WALL RESULT
Water Absorption	C373	< 20.0%
Breaking Strength	C648	120 - 230 lbs.
Scratch Hardness	MOHS	4.0 - 6.0
Chemical Resistance	C650	Resistant
Abrasion Resistance	C1027	N/A

USAGE

FLOORS	WALLS	COUNTERTOPS
	W	

APPLICATIONS

	TARGET DCOF WET	SUITABLE
Dry & Level – Interior Floor	N/A	
Wet & Level – Interior Floor	≥ 0.42	
Shower Floors (Residential or Light Commercial)	≥ 0.42	
Exterior Floor Applications (including pool decking & other wet areas with minimal footwear)	≥ 0.60	
Ramps & Inclines	≥ 0.65	
Walls/Backsplashes	N/A	
Countertops	N/A	
Pool Linings	N/A	

A DCOF value of ≥0.42 is the standard for tiles specified for level interior spaces expected to be walked upon when wet, as stated in ANSI A137.1-A326.3. For more information about DCOF and the DCOF AcuTest™, visit americanolean.com/DCOF.

APPLICATION NOTES:

Suitable for exterior applications in non-freezing climates, when proper installation methods are followed.

NOTES

Since there are variations in all fired ceramic and natural products, tile and trim supplied for your particular installation may not match samples. Final confirmation should be made from actual tiles and trim prior to installation. Manufactured in accordance with ANSI A137.1 standards.

For additional information refer to "Factors to Consider" at: americanolean.com/Factors.

Special consideration needs to be given when installing tiles greater than 15 inches. Please refer to americanolean.com/LargeTiles for more information.



All or select items within this series meet the requirements for these qualifications. For more information visit americanolean.com.

PLAYSCAPES™

GLAZED CERAMIC WALL

AMERICAN OLEAN®



WALL



AMERICAN OLEAN®
PROVEN IN TILE™

PLAYSCAPES™

Inspired by mid-century modernism, Playscapes™ showcases a lively array of unique wall tile shapes. Each piece has a translucent glaze with an undulated surface mimicking a handcrafted structure. Seven tasteful hues, designed to express today's color trends, are included in this collection for vibrant or delicate spaces. Three different shapes – a 6" Arabesque, 4" Hexagon, and a 3 x 6 Harlequin embody their own sense of style, perfect for building your personal design aesthetic.

Cover features Peony 3 x 6 Harlequin wall tile.
Above photo features Sky, Meringue, Pitch black,
Linen & Silverside 4" Hexagon.

FINISHES: GLOSSY

USAGE



MATERIAL



PRICING



SPECIAL FEATURES



SEE CHARTS FOR FULL PRODUCT DETAILS.

WALL

6" ARABESQUE WALL TILE



MERINGUE PS70



LINEN PS72



SILVERSIDE PS73



PITCH BLACK PS71



PEONY PS75



SKY PS74



MIDNIGHT BLUE PS76

4" HEXAGON WALL TILE



MERINGUE PS70



LINEN PS72



SILVERSIDE PS73




PITCH BLACK PS71



PEONY PS75



SKY PS74



MIDNIGHT BLUE PS76

3x6 HARLEQUIN WALL TILE



MERINGUE PS70



LINEN PS72



SILVERSIDE PS73



PITCH BLACK PS71



PEONY PS75



SKY PS74



MIDNIGHT BLUE PS76



STAINPROOF



DENTPROOF



FIRE-RESISTANT



SIMPLICLEAN™

VISIT AMERICANOLEAN.COM/WHYTILE FOR A COMPLETE LIST OF QUALIFICATIONS AND EXCLUSIONS.

PLAYSCAPES™

GLAZED CERAMIC WALL

AMERICAN OLEAN®

FINISHES: GLOSSY

USAGE



MATERIAL



PRICING



SPECIAL FEATURES



SEE CHARTS FOR FULL PRODUCT DETAILS.

WALL

SIZES

			THICKNESS	SQ. FT./ CARTON	PIECES/ CARTON
	6" Arabesque Wall Tile	5-1/4" x 6" (13.33 cm x 15.24 cm)	5/16"	10.80	90
	4" Hexagon Wall Tile	4-1/4" x 4-7/8" (10.88 cm x 12.57 cm)	5/16"	3.00	30
	3 x 6 Harlequin Wall Tile	3" x 6" (7.61 cm x 15.31 cm)	5/16"	5.04	84

APPLICATIONS

	TARGET DCOF WET	SUITABLE
Dry & Level – Interior Floor	N/A	
Wet & Level – Interior Floor	≥ 0.42	
Shower Floors (Residential or Light Commercial)	≥ 0.42	
Exterior Floor Applications (including patios, pool decking & other wet areas with minimal footwear)	≥ 0.60	
Ramps & Inclines	≥ 0.65	
Walls/Backsplashes	N/A	
Countertops	N/A	
Pool Linings	N/A	

A DCOF value of ≥ 0.42 is the standard for tiles specified for level interior spaces expected to be walked upon when wet, as stated in ANSI A137.1-A326.3. For more information about DCOF and the DCOF AcuTest™, visit americanolean.com/DCOF.

APPLICATION NOTES:

Suitable for exterior applications (provided it is noted as suitable in the applications chart above) in non-freezing climates, when proper installation methods are followed.

FEATURES



All or select items within this series meet the requirements for these qualifications. For more information visit americanolean.com.

TRIM

			NUMBER	PIECES/ CARTON
	Jolly	1/2 x 12	S1/212J	6 Cards*

* 4 Pieces per card

INSTALLATION

Grout Joint Recommendation	Shade Variation
Wall: 1/6"	 LOW (V1)

PERFORMANCE CHARACTERISTICS

	ASTM#	WALL RESULT
Water Absorption	C373	< 20.0%
Breaking Strength	C648	120 - 230 lbs.
Scratch Hardness	MOHS	4.0 - 6.0
Chemical Resistance	C650	Resistant

For additional information on test results, visit us at: americanolean.com/information/TestResults.

NOTES

Since there are variations in all fired ceramic and natural products, tile and trim supplied for your particular installation may not match samples. Final confirmation should be made from actual tiles and trim prior to installation. Manufactured in accordance with ANSI A137.1 standards.

Not for use on ramps. Water, oil, grease, improper drainage and certain footwear can create slippery conditions. Floor applications expected to be exposed to these conditions require extra caution in product selection.

For additional information refer to "Factors to Consider" at: americanolean.com/Factors.

888.AOT.TILE

AMERICANOLEAN.COM



AMERICAN OLEAN®
PROVEN IN TILE™

©2021 AMERICAN OLEAN (09/21)



LEARN MORE

PRESARIO™

MARBLE

AMERICAN OLEAN®



NATURAL STONE



AMERICAN OLEAN®
PROVEN IN TILE™

PRESARIO™

Natural marble stone in three cosmopolitan colors joins modern and classic into one with Presario. Captivating mix of color movement, distinguishing lines, and varied finishes in trendsetter 12x24 tile are the foundation of the collection. Create elegant designs with a Moroccan-inspired modern lantern mosaic, natural pebble mosaic, hexagon mosaic, and random linear mosaic.



Cover photo features Presario Lumen White 12 x 24 on the floor and shower walls with Lumen White Pebble mosaic on the shower floor and Lumen White Modern Lantern mosaic on the back wall.

Above photo features Presario Reverent Taupe 12 x 24 on the floor and shower wall with Reverent Taupe Blend Pebble mosaic on the shower floor and Reverent Taupe Blend Random Linear mosaic on the back wall.

FINISHES: POLISHED | HONED

USAGE



MATERIAL



PRICING



SPECIAL FEATURES



NOT APPLICABLE FOR ALL PRODUCTS IN THIS SERIES. SEE CHARTS FOR FULL PRODUCT DETAILS.

NATURAL STONE

STONE TILE



LUMEN WHITE M024
12" x 24" - Polished & Honed



META SILVER M023
12" x 24" - Polished & Honed



REVERENT TAUPE M022
12" x 24" - Polished & Honed

MODERN LANTERN MOSAIC



LUMEN WHITE BLEND MARBLE & PORCELAIN DE52 - POLISHED

TRIM



FINISHES: POLISHED | HONED

USAGE



MATERIAL



PRICING



SPECIAL FEATURES




NOT APPLICABLE FOR ALL PRODUCTS IN THIS SERIES. SEE CHARTS FOR FULL PRODUCT DETAILS.

NATURAL STONE

2" HEXAGON MOSAIC



LUMEN WHITE M024 - HONED



META SILVER M023 - HONED



REVERENT TAUPE M022 - HONED

RANDOM LINEAR MOSAIC



LUMEN WHITE M024
Split face, Bush hammered, & Honed



META SILVER M023
Split face, Bush hammered, & Honed




REVERENT TAUPE BLEND DE53
Split face, Bush hammered, & Honed


PEBBLE MOSAIC



LUMEN WHITE M024
Tumbled



META SILVER M023
Tumbled



REVERENT TAUPE BLEND DE54
Tumbled

FINISHES: POLISHED | HONED

USAGE



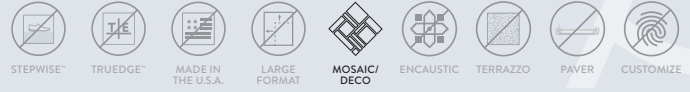
MATERIAL



PRICING



SPECIAL FEATURES



NOT APPLICABLE FOR ALL PRODUCTS IN THIS SERIES. SEE CHARTS FOR FULL PRODUCT DETAILS.

NATURAL STONE

SIZES

			THICKNESS	SQ. FT./ CARTON	PIECES/ CARTON
	12 x 24 Floor & Wall Tile	12" x 24" (30.48 cm x 60.96 cm)	5/9" (M023) 3/8"	10.00 (M022 & M023) 12.00 (M024)	5 (M022 & M023) 6 (M024)
	Modern Lantern Mosaic	11-1/8" x 7-1/4" (28.26 cm x 18.42 cm)	3/8"	5.58	10
	2" Hexagon Mosaic	11-3/4" x 11-3/4" (M022 & M024) (29.85 cm x 29.85 cm) 12"x12" (M023) (30.48 cm x 30.48 cm)	3/8"	9.60 (M022 & M024) 9.00 (M023)	10 (M022 & M024) 9 (M023)
	Random Linear Mosaic	12-1/8" x 11-7/8" (M023 & DE53) (30.8 cm x 30.16 cm) 12-1/16" x 11-3/4" (M024) (30.63 cm x 29.85 cm)	3/8"	10.00 (DE53 & M023) 9.80 (M024)	10
	Pebble Mosaic	Irregular Shape Sheet (1 SF per Sheet)	3/8"	9.90 (DE54) 9.00 (M023) 10.00 (M024)	10 (DE54 & M024) 9 (M023)

TRIM

			NUMBER	PIECES/ CARTON
	Petit Pencil Rail	1/2 x 12	M0231/212PPRIU	110 (M023)
	Thin Pencil Rail	3/8 x 12	M0221/212PPRIU M0241/212PPRIU	36 (M022) 40 (M024)

NOTES

Natural stone products inherently lack uniformity and are subject to variation in aesthetics (color, shade, finish, etc.) and performance (hardness, strength, slip resistance, etc.). Natural stone products do not meet minimum coefficient of friction thresholds recommended by safety standard setting organizations. No warranties, expressed or implied, relative to merchantability or fitness for a particular purpose are made regarding the natural stone products distributed by American Olean. Check local building codes prior to specification or installation to verify that product technical characteristics comply with required parameters.

The existence and dimensions of a bevel may vary from lot to lot. Be sure to request a sample of the specific lot you are planning to order if the bevel is an important feature of your job.

For additional application and technical information, refer to the "Stone Usage Guide" at americanolean.com/sug



QUARRY NATURALS™

QUARRY

AMERICAN OLEAN®



QUARRY



AMERICAN OLEAN®

PROVEN IN TILE™

QUARRY NATURALS™

Quarry Naturals lets you choose from a group of solid colors or slightly-striated, visually-textured "flash" surfaces, all with a natural, hand-crafted look. Durable and long-wearing, Quarry Naturals' slip-resistant cushioned edge and unglazed surface make it eminently suitable for outdoor patio and pool areas as well as floors and walls.

Cover and above photos feature Quarry Naturals Desert
8 x 8 on the floor.

FINISHES: MATTE | TEXTURED

USAGE



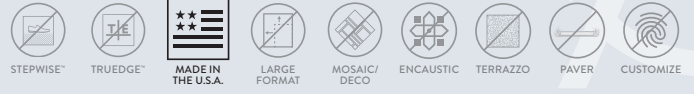
MATERIAL



PRICING



SPECIAL FEATURES



QUARRY


FLOOR TILE




SHADOW GRAY N46 * (2)



DESERT N03 * (1)



LAVA RED N01 *(2)




SHADOW FLASH N56 (2)



PRAIRIE FLASH N04 (2)



FIRE FLASH N02 (1)



ABRASIVE GRAIN

* SPECIAL SURFACES:

Abrasive grain available in N01, N03 and N46 in 6x6 and 8x8 sizes. Abrasive grain particles added to Quarry Naturals give improved slip resistance for many types of footwear, depending on maintenance conditions.

(1) & (2) notations indicate price group, (1) being the least expensive.



SLIP RESISTANT



WATERPROOF



STAINPROOF



DENTPROOF



SCRATCH-RESISTANT
Applicable to products with Matte and Textured Finishes



FIRE-RESISTANT



CLIMATEPRO™



SIMPLECLEAN™

FINISHES: MATTE | TEXTURED

USAGE



MATERIAL



PRICING



SPECIAL FEATURES



QUARRY

SIZES

			THICKNESS	SQ. FT./ CARTON	PIECES/ CARTON
	8 x 8 Floor Tile	8" x 8" (20.30 cm x 20.30 cm)	1/2"	11.11	25
	6 x 6 Floor Tile	6" x 6" (15.20 cm x 15.20 cm)	1/2"	11.00	44
	4 x 8 Floor Tile	4" x 8" (10.20 cm x 20.30 cm)	1/2"	10.76	50

APPLICATIONS

	TARGET DCOF WET	SUITABLE
Dry & Level – Interior Floor	N/A	●
Wet & Level – Interior Floor	≥ 0.42	●
Shower Floors (Residential or Light Commercial)	≥ 0.42	●**
Exterior Floor Applications (including pool decking & other wet areas with minimal footwear)	≥ 0.60	●
Ramps & Inclines	≥ 0.65	●*
Walls/Backsplashes	N/A	●
Countertops	N/A	●
Pool Linings	N/A	●**

A DCOF value of ≥ 0.42 is the standard for tiles specified for level interior spaces expected to be walked upon when wet, as stated in ANSI A137.1-A326.3. For more information about DCOF and the DCOF AcuTest™, visit americanolean.com/DCOF.

APPLICATION NOTES:

Suitable for exterior applications in freezing and non-freezing climates, when proper installation methods are followed.

Suitable for industrial installations requiring high compressive strength.

Subject to Oils: Absorbs oils, grease and other liquids to keep floors slip-resistant, yet does not contaminate the surface. Proper cleaning methods easily remove any contaminants that do get absorbed into the tile.

* Abrasive surface only

** 6 x 6 floor tile only

DURABILITY

Floor Surface Wear Resistance

1	Residential Bathrooms	3	All Residential / Light Commercial
2	All Residential Areas	4	All Residential / Commercial

TRIM

			NUMBER	PIECES/ CARTON
	Floor Bullnose	6 x 6	Q-1665U	44
	Floor Bullnose Corner	6 x 6	QCRL-1665U	44
	Floor Bullnose	8 x 8	Q-1885U	25
	Floor Bullnose Corner	8 x 8	QCRL-1885U	25
	Cove Base*	5 x 8	Q-3585U	24
	Cove Base*	5 x 6	Q-3565U	44
	Cove Base Outcorner Right*	5 x 6	QCR-3565U	20
	Cove Base Outcorner Left*	5 x 6	QCL-3565U	20
	Cove Base Incorner*	5 x 1	QB-3565U	25

Cove base trim is intended to coordinate with floor tile in the standard 90-degree installation position.

* Not available in Flash colors; use coordinating solid color

INSTALLATION

Grout Joint Recommendation	Shade Variation
3/8"	<p>HIGH (V3) - non-Flash colors</p> <p>RANDOM (V4) - Flash colors</p>

PERFORMANCE CHARACTERISTICS

	ASTM#	FLOOR RESULT
Water Absorption	C373	< 3.0%
Breaking Strength	C648	> 350 lbs
Scratch Hardness	MOHS	7.0
Chemical Resistance	C650	Resistant

For additional information on test results, visit us at: americanolean.com/information/TestResults.

NOTES

Strong random shading enhances the natural beauty of this product. To achieve optimal results, tile should be selected from multiple cartons and shading arrangement planned prior to installation.

Since there are variations in all fired ceramic and natural products, tile and trim supplied for your particular installation may not match samples. Final confirmation should be made from actual tiles and trim prior to installation. Manufactured in accordance with ANSI A137.1 standards.

Water, oil, grease, etc. create slippery conditions. Floor applications with exposure to these conditions require extra caution in product selection. Abrasive surface suitable for use on ramps.

For additional information refer to "Factors to Consider" at: americanolean.com/Factors.

Special care should be taken when grouting; a grout release is recommended to prevent finely powdered pigments from lodging in the pores of the tile surface.

It is necessary to follow the proper procedures and recommendations for the grout and maintenance products' manufactures.



PRE-CONSUMER
RECYCLED MATERIALS



MADE IN THE U.S.A.



ZEROTOX
Healthy Homes | Healthy Planet

All or select items within this series meet the requirements for these qualifications. For more information visit americanolean.com.

888.AOT.TILE



AMERICAN OLEAN®
PROVEN IN TILE™



QUARRY



QUARRY TILE™

Quarry Tile possesses warm, natural color throughout the tile, which makes it perfect throughout the home, from floors and walls to outdoor patio and pool areas.

You can choose from inviting solid colors, or "flash" surfaces with slightly-striated colors and a square edge for a little added visual texture. All with a slip-resistant, unglazed surface.

Cover and above photos feature Quarry Tile Fawn Gray and Canyon Red 6 x 6 and 4 x 8 on the floor.

QUARRY TILE

QUARRY

AMERICAN OLEAN®

FINISHES: MATTE | TEXTURED

USAGE



MATERIAL



PRICING




SPECIAL FEATURES



QUARRY


FLOOR TILE




FAWN GRAY Q06 * (2)




CANYON RED Q01 * (1)



GRAY FLASH Q16 * (2)



EMBER FLASH Q02 * (2)



ABRASIVE GRAIN

SPECIAL SURFACES:

Abrasive grain particles added to Quarry Tile give improved slip resistance for many types of footwear, depending on maintenance conditions. 6 x 6 size available in all Quarry colors; 4 x 8 size available in Q01 and Q02 colors only.

(1) & (2) notations indicate price group, (1) being the least expensive.



SLIP RESISTANT



WATERPROOF



STAINPROOF



DENTPROOF



SCRATCH-RESISTANT



FIRE-RESISTANT



CLIMATEPRO™



SIMPLICLEAN™

VISIT AMERICANOLEAN.COM/WHYTILE FOR A COMPLETE LIST OF QUALIFICATIONS AND EXCLUSIONS.

FINISHES: MATTE | TEXTURED

USAGE



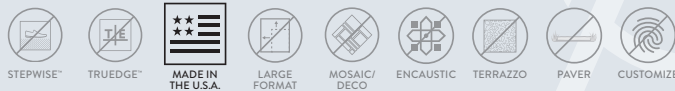
MATERIAL



PRICING



SPECIAL FEATURES



QUARRY

SIZES

			THICKNESS	SQ. FT./ CARTON	PIECES/ CARTON
	6 x 6 Floor Tile	6" x 6" (15.20 cm x 15.20 cm)	1/2"	11.00	44
	4 x 8 Floor Tile*	4" x 8" (10.20 cm x 20.30 cm)	1/2"	10.76	50

* Available in Canyon Red Q01 and Ember Flash Q02

APPLICATIONS

	TARGET DCOF WET	SUITABLE
Dry & Level – Interior Floor	N/A	●
Wet & Level – Interior Floor	≥ 0.42	●
Shower Floors (Residential or Light Commercial)	≥ 0.42	●**
Exterior Floor Applications (including pool decking & other wet areas with minimal footwear)	≥ 0.60	●
Ramps & Inclines	≥ 0.65	●*
Walls/Backsplashes	N/A	●
Countertops	N/A	●
Pool Linings	N/A	●**

A DCOF value of ≥ 0.42 is the standard for tiles specified for level interior spaces expected to be walked upon when wet, as stated in ANSI A137.1-A326.3. For more information about DCOF and the DCOF AcuTest™, visit americanolean.com/DCOF.

APPLICATION NOTES:

Suitable for industrial installations requiring high compressive strength.

Subject to Oils: Absorbs oils, grease and other liquids to keep floors slip-resistant, yet does not contaminate the surface. Proper cleaning methods easily remove any contaminants that do get absorbed into the tile.

* Abrasive surface only.

** 6 x 6 floor tile only.

DURABILITY

Floor Surface Wear Resistance

1 Residential Bathrooms	3 All Residential / Light Commercial
2 All Residential Areas	4 All Residential / Commercial

FEATURES



PRE-CONSUMER
RECYCLED MATERIALS



MADE IN THE U.S.A.



ZEROTOX
Healthy Homes | Healthy Planet

All or select items within this series meet the requirements for these qualifications. For more information visit americanolean.com.

TRIM

			NUMBER	PIECES/ CARTON
	Bullnose	4 x 8	Q1485†	50
	Bullnose	6 x 6	Q1665*	44
	Bullnose Corner	6 x 6	QCRL1665	44
	Round Top Cove Base	5 x 6	Q3565°	44
	Round Top Cove Base Corner Right	5 x 6	QCR3565°	20
	Round Top Cove Base Corner Left	5 x 6	QCL3565°	20
	Cove Base Inside Corner	1 x 5	QB3565°	25

Bullnose, cove base and cove base corner trim are intended to coordinate with floor tile in the standard 90-degree installation position.

* Available with and without abrasive grain. † Available in colors Q01 and Q02 only.

° Not available with abrasive surface or in Flash colors; use coordinating solid.

INSTALLATION

Grout Joint Recommendation	Shade Variation
3/8"	HIGH (V3) - non-Flash colors RANDOM (V4) - Flash colors

PERFORMANCE CHARACTERISTICS

	ASTM#	FLOOR RESULT
Water Absorption	C373	< 3.0%
Breaking Strength	C648	> 350 lbs
Scratch Hardness	MOHS	7.0
Chemical Resistance	C650	Resistant

For additional information on test results, visit us at: americanolean.com/information/TestResults.

NOTES

Strong random shading enhances the natural beauty of this product. To achieve optimal results, tile should be selected from multiple cartons and shading arrangement planned prior to installation.

Since there are variations in all fired ceramic products, tile and trim supplied for your particular installation may not match these samples. Final color selection should be made from actual tiles and trim and not from tile samples or color reproductions. Manufactured in accordance with ANSI A137.1 standards.

Water, oil, grease, etc. create slippery conditions. Floor applications with exposure to these conditions require extra caution in product selection. Abrasive surface suitable for use on ramps.

For additional information refer to "Factors to Consider" at daltile.com/Factors.

Special care should be taken when grouting, a grout release is recommended to prevent finely powdered pigments from lodging in the pores of the tile surface.

It is necessary to follow the proper procedures and recommendations from the grout and maintenance products' manufacturers.



QUESTEP™ & PAVER

AMERICAN OLEAN®



QUARRY

FLOOR

QUARRY



AMERICAN OLEAN®
PROVEN IN TILE™

QUESTEP™ & PAVER

The QueStep™ & Paver collection offers a new dimension for high-traffic solutions. Featuring an exceptionally rich portfolio of four tactile neutral colors, this collection allows designers to create visually stimulating spaces in full harmony within surrounding environments. An all new raised linear surface tread pattern prevents grease and water from building up beneath your feet. Its extraordinarily hard wearing, dense, and high impact resistance make it durable enough for interior and exterior use and the perfect solution for all commercial applications



Cover photo features QueStep™ & Paver 6x6 tread red on the floor. Above photo features QueStep™ & Paver Fawn Gray 6x6 paver on the floor.

- **NATURAL RESISTANCE**

- Available in a smooth paver surface and a linear textured tread surface
- Durable, natural product with low moisture absorption
- Paver & Tread surface provides excellent slip-resistance

- **COMMERCIAL APPEAL**

- Withstands extreme amounts of weight such as kitchen equipment and auto displays
- Quarry absorbs oil, grease and other liquids to keep floors slip resistant yet does not contaminate the surface
- Easy to install and maintain, making it ideal for patio flooring



MADE IN THE U.S.A.

All or select items within this series are made in the USA. For more information, visit daltile.com/BathAccessories.

QUESTEP™ & PAVER

QUARRY

AMERICAN OLEAN®



FLOOR

FINISHES: MATTE | TEXTURED

USAGE




MATERIAL



PRICING



SPECIAL FEATURES



QUARRY

SURFACE - PAVER



RED Q20

SURFACE - TREAD



RED Q20

PATTERN GUIDE - SHOWN IN GRAY Q22



For general installations like commercial kitchen floors QueStep™ tread surface tiles must be installed in an alternating grid pattern for required slip resistance.



GRAY Q22



GRAY Q22



QueStep™ tread surface tiles may be installed in a linear pattern for areas such as hallways, when the traffic flows across the tread.



SLIP RESISTANT



WATERPROOF



STAINPROOF



DENTPROOF



SCRATCH-RESISTANT



FIRE-RESISTANT



CLIMATEPRO™



SIMPLICLEAN™

VISIT AMERICANOLEAN.COM/WHYTILE FOR A COMPLETE LIST OF QUALIFICATIONS AND EXCLUSIONS.

FLOOR

FINISHES: MATTE | TEXTURED

USAGE




MATERIAL



PRICING



SPECIAL FEATURES



QUARRY

SIZES

			THICKNESS	SQ. FT./ CARTON	PIECES/ CARTON
	6 x 6 Floor Tile	6" x 6" (15.20 cm x 15.20 cm)	1/2"	11.00	44

APPLICATIONS

	TARGET DCOF WET	SUITABLE
Dry & Level – Interior Floor	N/A	●
Wet & Level – Interior Floor	≥ 0.42	●
Shower Floors (Residential or Light Commercial)	≥ 0.42	●
Exterior Floor Applications (including pool decking & other wet areas with minimal footwear)	≥ 0.60	●
Subject to Oils		●
Ramps & Inclines	≥ 0.65	
Walls/Backsplashes	N/A	●
Countertops	N/A	●
Pool Linings	N/A	●

A DCOF value of ≥0.42 is the standard for tiles specified for level interior spaces expected to be walked upon when wet, as stated in ANSI A137.1-A326.3. For more information about DCOF and the DCOF AcuTest™, visit americanolean.com/DCOF.

APPLICATION NOTES:

Suitable for exterior applications in freezing and non-freezing climates, when proper installation methods are followed.

Suitable for industrial installation requiring high compressive strength.

Subject to Oils: Absorbs oils, grease and other liquids to keep floors slip-resistant, yet does not contaminate the surface. Proper cleaning methods easily remove any contaminants that do get absorbed into the tile.

INSTALLATION

Grout Joint Recommendation	Shade Variation
3/8"	MEDIUM (V2)

FEATURES



PRE-CONSUMER
RECYCLED MATERIALS



MADE IN THE U.S.A.



ZEROTOX
Healthy Homes | Healthy Planet

All or select items within this series meet the requirements for these qualifications. For more information visit americanolean.com.

TRIM

			NUMBER	PIECES/ CARTON
	Bullnose	6 x 6	Q-1665 *	44
	Bullnose Corner	6 x 6	QCRL-1665 *	44
	Round Top Cove Base	5 x 6	Q-3565 **	44
	Round Top Cove Base Corner Right	5 x 6	QCR-3565 **	20
	Round Top Cove Base Corner Left	5 x 6	QCL-3565 **	20
	Cove Base Inside Corner	1 x 5	QB-3565 **	25

* Cove base trim is intended to coordinate with floor tile in the standard 90-degree installation position.
* Trim is only available with the (smooth) Paver surface. Tread surface is not available on trim.

PERFORMANCE CHARACTERISTICS

	ASTM#	RESULT
Water Absorption	C373	< 3.0%
Breaking Strength	C648	> 350 lbs.
Scratch Hardness	MOHS	7.0
Chemical Resistance	C650	Resistant

For additional information on test results, visit us at: americanolean.com/information/TestResults.

DURABILITY

Floor Surface Wear Resistance

1 Residential Bathrooms	3 All Residential / Light Commercial
2 All Residential Areas	④ All Residential / Commercial

NOTES

Since there are variations in all fired ceramic and natural products, tile and trim supplied for your particular installation may not match samples. Final confirmation should be made from actual tiles and trim prior to installation. Manufactured in accordance with ANSI A137.1 standards.

Not for use on ramps. Water, oil, grease, improper drainage and certain footwear can create slippery conditions. Floor applications expected to be exposed to these conditions require extra caution in product selection.

For additional information refer to "Factors to Consider" at: americanolean.com/Factors.

Special care should be taken when grouting; a grout release is recommended to prevent finely powdered pigments from lodging in the pores of the tile surface.

It is necessary to follow the proper procedures and recommendations from the grout and maintenance products' manufacturers.

888.AOT.TILE

AMERICANOLEAN.COM



AMERICAN OLEAN®
PROVEN IN TILE™

©2020 AMERICAN OLEAN (10/20)

REFINED METALS™

METAL WALL TILE

AMERICAN OLEAN®



WALL



AMERICAN OLEAN®
PROVEN IN TILE

REFINED METALS™

Refined Metals is an inspired metallic collection with finishes to complement both traditional and contemporary spaces. This modern interpretation of classic cast-metal designs is made in the U.S.A. with recycled content and features popular sizes designed to work in tandem with other American Olean® design collections. The metallic finish is protected by Q-Seal™ to make it stain and scratch-resistant for lasting beauty.



REFINED METALS™

METAL WALL TILE

AMERICAN OLEAN®

FINISHES: GLOSSY

USAGE



FLOOR



WALL



COUNTERTOP



SHOWER FLOOR



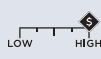
EXTERIOR FLOOR

MATERIAL



METAL

PRICING



LOW HIGH

SPECIAL FEATURES



STEPWISE™



TRUE EDGE™



MADE IN THE U.S.A.



LARGE FORMAT



MOSAIC/DECO



ENCAUSTIC



TERRAZZO



PAVER



CUSTOMIZE

SEE CHARTS FOR FULL PRODUCT DETAILS.

WALL

HAMMERED METAL WALL TILE – SATIN



STAINLESS RM54



BRONZE RM55



GUNMETAL RM56

HAMMERED METAL WALL TILE – GLOSS



STAINLESS RM51



BRONZE RM52



GUNMETAL RM53

LINEAR METAL WALL TILE – GLOSS



STAINLESS RM51



BRONZE RM52



GUNMETAL RM53

JOLLY TRIM



STAINLESS SATIN RM54



BRONZE SATIN RM55



GUNMETAL SATIN RM56



STAINLESS GLOSS RM51



BRONZE GLOSS RM52



GUNMETAL GLOSS RM53

Special Order - Please contact your American Olean Customer Service Representative for more details.

REFINED METALS™

METAL WALL TILE

AMERICAN OLEAN®

FINISHES: GLOSSY

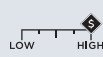
USAGE



MATERIAL



PRICING



SPECIAL FEATURES



SEE CHARTS FOR FULL PRODUCT DETAILS.

WALL

SIZES

			THICKNESS	SQ. FT./ CARTON	PIECES/ CARTON
	4 x 8 Wall Tile	4-1/4" x 8-9/16" (10.80 cm x 21.70 cm)	5/16"	--	28
	2 x 8 Wall Tile	2-5/16" x 8-9/16" (5.30 cm x 21.70 cm)	5/16"	--	56

APPLICATIONS

	TARGET DCOF WET	SUITABLE
Dry & Level – Interior Floor	N/A	
Wet & Level – Interior Floor	≥ 0.42	
Shower Floors (Residential or Light Commercial)	≥ 0.42	
Exterior Floor Applications (including patios, pool decking & other wet areas with minimal footwear)	≥ 0.60	
Ramps & Inclines	≥ 0.65	
Walls/Backsplashes	N/A	●
Countertops	N/A	
Pool Linings	N/A	

A DCOF value of ≥ 0.42 is the standard for level interior spaces expected to be walked upon when wet, as stated in ANSI A137.1-A326.3. For more information about DCOF and the DCOF AcuTest™, visit americanolean.com/DCOF.

APPLICATION NOTES:

Suitable for interior applications only when proper installation methods are followed. Recommended for use as a wall covering in interior, vertical applications. They are not suitable for flooring, countertops or exterior installations. Product can be installed in wet areas such as backsplashes, bathroom walls and shower enclosures, but are not recommended in areas with swimming pools or hot tubs because pool chemicals may harm the protective coating.

FEATURES



All or select items within this series meet the requirements for these qualifications. For more information visit americanolean.com.

TRIM

			NUMBER	PIECES/ CARTON
	Jolly	1/2 x 12	S1/212J	12

INSTALLATION

Grout Joint Recommendation	Shade Variation
Wall: 1/8"	 MEDIUM (V2)

NOTES

Refined Metals™ is a cast metal collection and is permanently protected by Q-Seal®. For high-temperature installations including kitchen cook tops, fireplace surrounds and steam rooms, follow the high temperature installation instructions to ensure proper adhesion. Due to handcrafted nature of Refined Metals™, variations in structure can be expected and are intended to enhance the visual interest of this artisan product. Special care should be used in installation; see installation instructions for details. For additional information refer to "Factors to Consider" at: americanolean.com/Factors.

Special Order - Please contact your American Olean Customer Service Representative for more details.

888.AOT.TILE

AMERICANOLEAN.COM



AMERICAN OLEAN®
PROVEN IN TILE™



LEARN MORE

ENTOURAGE™
REFLUENCE™
GLASS




Photo features Refluence Waterfall Random Linear mosaic on the wall.



RANDOM LINEAR GLASS MOSAIC



WHITE CAP RE08



WATERFALL RE09



STREAM RE10



CAVERN RE11



GROTTO RE12



TORRENT RE13

SIZES

	THICKNESS	SQ. FT./ CARTON	PIECES/ CARTON
	5/16"	10.00	10

■ Mesh-mounted

INSTALLATION & PRICING

RECOMMENDED GROUT JOINT:
Mosaic: 1/8"

RELATIVE PRICING: High

SHADE VARIATION



RANDOM (V4)

PERFORMANCE CHARACTERISTICS

	ASTM#	MOSAIC RESULT
Water Absorption	C373	< 0.5%
Breaking Strength	C648	> 100 lbs.
Scratch Hardness	MOHS	4.0
Chemical Resistance	C650	Resistant
Abrasion Resistance	C1027	N/A

For additional information on test results, visit us at: americanolean.com/information/TestResults.

USAGE

FLOORS	WALLS	COUNTERTOPS

APPLICATIONS

	TARGET DCOF WET	SUITABLE
Dry & Level – Interior Floor	N/A	
Wet & Level – Interior Floor	≥ 0.42	
Shower Floors (Residential or Light Commercial)	≥ 0.42	
Exterior Floor Applications (including pool decking & other wet areas with minimal footwear)	≥ 0.60	
Ramps & Inclines	≥ 0.65	
Walls/Backsplashes	N/A	
Countertops	N/A	
Pool Linings	N/A	

A DCOF value of ≥0.42 is the standard for tiles specified for level interior spaces expected to be walked upon when wet, as stated in ANSI A137.1-A326.3. For more information about DCOF and the DCOF AcuTest™, visit americanolean.com/DCOF.

APPLICATION NOTES:

Suitable for exterior applications in freezing and non-freezing climates, when proper installation methods are followed.

NOTES

For additional information refer to “Factors to Consider” at: americanolean.com/Factors.

Random visuals enhance the natural beauty of this product. To achieve optimal results, all tile should be selected from multiple cartons and shading and graphic arrangement planned prior to installation.

Since there are variations in all glass products, tile and trim supplied for your particular installation may not match samples. Final confirmation should be made from actual tiles and trim prior to installation. Manufactured in accordance with ANSI A137.2 standards.

Use of a white latex modified thin-set is recommended for installation.



May contain Recycled
and/or Reclaimed Materials
www.daltile.com/leed

SAFETY DATA SHEET

CERAMIC TILE

Tile Series: Rochester

1. PRODUCT IDENTIFICATION

Common Name: Ceramic Tile (For purposes of this SDS, the term “ceramic” encompasses all types of tile products manufactured and/or sourced by Dal-Tile Corporation.)

Synonyms: Ceramic Tile and Wares

Manufacturer Name: Dal-Tile Corporation

Address: Headquarters Office
7834 C.F. Hawn Freeway, Dallas, TX 75217

Emergency Assistance: Environmental, Health and Safety Department
Industrial Hygiene Manager - (214) 309-4295
1-800-933-TILE; (214) 398-1411 (24-hour number)

Recommended Use: Building Material - Tile products manufactured/sourced by Dal-Tile Corporation are environmentally preferable building materials when compared to other floor/wall coverings. As defined by guidelines issued by the Environmental Protection Agency, the American Society for Testing & Materials, and the Federal Trade Commission, Tile is one of the most environmentally friendly building materials you can buy today. Should you desire additional information, please direct your inquiry to the address above.

This document has been prepared in accordance with the Occupational Safety and Health Administration (OSHA) Hazard Communication standard, 29 Code of Federal Regulations (CFR) 1910.1200(g), Safety Data Sheets.

2. HAZARDS IDENTIFICATION

Tile products are mixtures of predominantly clays, silica sand, and other naturally-occurring minerals that have been mixed with water and fired in a high temperature kiln. The finished, fired tiles are odorless, stable, non-flammable, and pose no immediate hazard to health. Respiratory, hand and eye protection may be needed to prevent excess exposure to airborne particulates if dust is produced by cutting tiles during installation or if dust is produced by any other operations, including demolition/removal projects.

Emergency Overview: Danger! Lung injury and Cancer Hazard

GHS Classification (Global Harmonized Standard Classification):

Carcinogenicity Category 1A (H350)

Specific target organ toxicity, single exposure; Respiratory tract irritation - Category 3 (H335)

Specific target organ toxicity, repeated exposure - Category 1A (H372)

GHS Label, Hazards and Precautionary Statements

GHS Pictogram:

Crystalline Silica:  Category 3 (Respiratory tract irritation) (H335)



Categories 1A(Carcinogenicity)(H372)

Label Signal Word: Danger

Hazard Statements:

(H350) May cause CANCER (inhalation)

(H335) May cause respiratory irritation

(H372) Causes damage to organs (lung/respiratory) through prolonged or repeated exposure (inhalation)

2. HAZARDS IDENTIFICATION (Continued)

Precautionary Statements:

- Do not handle/install until all safety precautions have been read and understood. (P202)
- Do not breathe dust/spray. (P260 + P261)
- Wash skin thoroughly after handling/installing. (P264)
- Do not eat, drink or smoke when handling/installing this product. (P270)
- Wear protective gloves, protective clothing, eye protection, face protection when handling/installing this product. (P280)

Potential Health Effects:

Inhalation: Do not breathe dust. See "Health Hazards" in Section 11 for more details.

3. COMPOSITION/INFORMATION ON INGREDIENTS

Tile products are mixtures of predominately Clays, Silica Sand and other naturally-occurring minerals, that have been mixed with water and fired in a high temperature kiln.

Tiles are manufactured in various shapes, sizes, and colors.

These products do not contain asbestos.

Under normal conditions these products do not release hazardous materials after installation and are not considered hazardous waste should disposal be necessary.

Composition	CAS# / EINECS#	Estimated % by Wt.	EU Class
Crystalline Silica as quartz	CAS: 14808-60-7	0-30	(67/548/EEC)
	EINECS: 238-878-4		Xn R48/20
Clays	CAS: 1332-58-7	20-55	(67/548/EEC)
	EINECS: 265-064-6		Xi R36/37/38
Nepheline Syenite	CAS: 37244-96-5	0-50	(67/548/EEC)
	EINECS: N/A		Xi R36/37/38
Feldspar	CAS: 68476-25-5	0-20	(67/548/EEC)
	EINECS: 270-666-7		Xi R36/37/38

4. FIRST AID MEASURES

- Eyes: Immediately flush eyes with large amounts of water for at least 15 minutes if dust gets in eyes. Get medical attention if irritation persists.
- Skin: Wash thoroughly after working with tiles.
- Inhalation: Remove to fresh air if exposed to large amounts of tile dust. Administer artificial respiration if breathing has stopped. Keep victim at rest. Call for prompt medical attention.
- Ingestion: Not applicable for intact tiles.

Have emergency eyewash station available in area where tiles are cut.

5. FIRE-FIGHTING MEASURES AND INFORMATION

- Flash Point (Method Used): Not applicable
- Autoignition Temperature: Not applicable
- Flammable Limits (% by Volume in Air): LEL - not applicable
UEL - not applicable
- Fire Extinguishing Media: None required Non-flammable
- Special Fire Fighting Procedures: None required
- Fire and Explosion Hazards: None

6. ACCIDENTAL RELEASE MEASURES

Avoid creating excessive dust. Clean up dust using a vacuum system with a High-efficiency particulate (HEPA) air filter vacuum or damp sweeping. See Section 8 of this SDS concerning PPE information for clean-up.

7. HANDLING AND STORAGE

Do Not Dry Cut using motorized equipment due to potential exposure to Harmful Silica Dust. Use wet cutting methods to reduce generation of dust. When cutting, grinding or removing, use equipment with integral dust collection and/or use local exhaust ventilation. Use respiratory protection in the absence of effective engineering controls.

Do not store near acids. If tiles contact some acids, damage/discoloration to the surface may occur.

Shelf life is unlimited.

8. EXPOSURE CONTROLS / PERSONAL PROTECTION

8.1 Exposure Table

Composition	OSHA PEL	NIOSH IDLH	ACGIH TLV*	Units
Crystalline Silica as quartz				
-respirable fraction	0.05	0.05	0.025	mg/m ³
-total dust	15	N.E.	N.E.	mg/m ³
Clays				
-respirable fraction	5	N.E.	2	mg/m ³
Nepheline Syenite				
-respirable fraction**	5	N.E.	N.E.	mg/m ³
Feldspar				
-respirable fraction	N.E.	N.E.	N.E.	mg/m ³
-total dust**	15	N.E.	N.E.	mg/m ³

* 2017 Edition, respirable fraction to be determined as per Appendix D of ACGIH TLV.

** Covered as particles not otherwise regulated per OSHA and particles not otherwise classified per ACGIH.

N.D. - Not determined

N.E. - Not established

8.2 EXPOSURE CONTROLS/PERSONAL PROTECTION

Ventilation: Use adequate ventilation during installation and/or removal to keep exposure to dust below recommended exposure levels. Avoid inhalation of dust. The highest probability of silica exposure occurs during installation using dry cutting methods or during removal of installed tile. Do Not Dry Cut using motorized equipment due to potential exposure to Harmful Silica Dust. Use wet cutting methods to reduce generation of dust.

Respiratory Protection: Use of a properly fitted NIOSH/MSHA approved particulate respirator is recommended when cutting tiles for installation or during the removal of installed tile.

Eye Protection: Use dust-proof goggles or safety glasses with side shields. Contact lenses may absorb irritants. Do not wear contact lenses in work areas.

Skin Protection: Cotton or leather work gloves should be worn when cutting this product to minimize skin exposure to dust and/or cuts. Wash hands prior to eating, drinking, or smoking, and at the end of the work shift, after cutting operations are conducted.

NOTE: Personal protection information in Section 8 is based on general information for normal uses and conditions. Where special or unusual uses or conditions exist, it is suggested that the assistance of an industrial hygienist or other qualified professional be obtained.

9. PHYSICAL AND CHEMICAL PROPERTIES

Appearance:	Brittle solid; color may vary
Odor:	Odorless
Melting Point:	Not Available (>2200 °F)
Boiling Point:	Not applicable
Vapor Pressure:	Not applicable
Vapor Density (Air = 1):	Not applicable
Solubility in Water:	Insoluble
Specific Gravity (H ₂ O = 1):	1.6 to 2.1
Percent Volatile by Volume:	Not applicable
Evaporation Rate (Ethyl Ether = 1):	Not applicable
Viscosity:	Not applicable
Volatility:	0 g/L Volatile Organic Compounds (VOCs)

10. STABILITY AND REACTIVITY

Stability:	Stable in current form.
Conditions to Avoid:	Avoid contact with acids (e.g., acetic, hydrofluoric, etc.)
Incompatibility (Materials to Avoid):	Avoid contact with acids (e.g., acetic, hydrofluoric, etc.)
Hazardous Polymerization:	Will not occur.
Hazardous Decomposition Products:	None.

11. TOXICOLOGICAL INFORMATION

Potential Health Effects

Primary Routes of Exposure

None for intact tile. Inhalation and potential exposure to eyes, hands, or other body parts if contact is made with broken tile, and/or during procedures involving the cutting of tiles, and/or for operations involving the removal of installed tiles.

Acute Effects

No acute effects from exposure to intact tile are known. Working with broken or cut tile produces a potential for cuts to the hands and exposed body parts. Acute effects such as eye irritation may occur if associated with high dust operations such as dry cutting tile or during the removal of installed tile. In very rare cases, symptoms of acute silicosis, a form of silicosis (a nodular pulmonary fibrosis) associated with exposure to respirable crystalline silica, may develop following acute exposure to extremely dusty environments caused by generation of tile dust. Signs such as labored breathing and early fatigue may indicate silicosis; however, these same symptoms can arise from many other causes.

Chronic Effects

No chronic effects are known for exposure to intact tile. Long-term, continual exposure to respirable crystalline silica at or above established permissible occupational exposure limits may lead to the development of silicosis, a nodular pulmonary fibrosis (NPF). NPFs are also associated with pulmonary tuberculosis, bronchitis, emphysema, and other airway diseases. This type of chronic exposure to silica dust may also result in the development of autoimmune disorders, chronic renal disease, and other adverse health effects. Recent epidemiologic studies demonstrate that workers exposed to elevated silica concentrations have a significant risk of developing chronic silicosis. Signs such as labored breathing and early fatigue may indicate silicosis; however, these same symptoms can also arise from many other causes.

Potential Adverse Interactions

Silicosis may be complicated by severe mycobacterial or fungal infections and result in tuberculosis (TB). Epidemiologic studies have established that silicosis is a risk factor for developing TB. Any existing respiratory or pulmonary diseases may be complicated by exposure to respirable crystalline silica. Smoking may increase the risk of adverse effects if done in conjunction with occupational exposure to silica dust at or above permissible exposure limits.

Carcinogen Status

Respirable crystalline silica is classified by the International Agency for Research on Cancer (IARC) as a Group I Carcinogen (carcinogenic to humans). The National Toxicology Program (9th Report) lists respirable crystalline silica as "Known to be a Human Carcinogen". USDOL/OSHA and NIOSH have recommended that crystalline silica be considered a potential occupational carcinogen.

Overview of Animal Testing

Short term experimental studies of rats have found that intratracheal instillation of quartz particles leads to the formation of discrete silicotic nodules in rats, mice and hamsters.

Oral (silica) Lethality

- LD50 Rat oral >22,500 mg/kg
- LD50 Mouse oral >15,000 mg/kg

LC50 Carp >10,000 mg/l (per 72 hr.)

12. ECOLOGICAL INFORMATION

No information available at this time.

13. DISPOSAL CONSIDERATIONS

Waste should be disposed of in a landfill certified to accept such materials in accordance with federal, state, and local regulations.

14. TRANSPORTATION INFORMATION

U.S. D.O.T Shipping Name:	Not applicable
Hazard Class:	Non-regulated
ID Number:	Not applicable
Marking:	Not applicable
Label:	None
Placard:	None
Hazardous Substance/RQ:	Not applicable
Shipping Description:	Porcelain/Ceramic Tiles
Packaging References:	None

Not regulated for transportation under the IATA/ICAO, IMDG, EU ADR, or Canadian TDG Regulations.

15. REGULATORY INFORMATION

This product and/or its components have been previously introduced into U.S. commerce and is listed in the Toxic Substances Control Act (TSCA) Inventory of Chemicals in Commerce. Hence, it is subject to all applicable provisions and restrictions under TSCA 40 CFR Section 721 and 723.250.

This tile contains <1 percent by weight each of the following elements, which are SARA 313 Recordable: Antimony, Arsenic, Barium, Beryllium, Cadmium, Cobalt, Chromium, Copper, Manganese, Mercury, Nickel, Lead, Silver, Thallium, Tin, Titanium, Vanadium, and Zinc.

Title 22 Division 2, California Code of Regulation Chapter 3 (Proposition 65): This product has been evaluated for exposure levels and results conclude use of this product does not create an exposure to chemical(s) which is(are) known to the State of California to cause cancer, birth defects or other reproductive harm.

This product or its components meets the following hazard definition(s) as defined by the Occupational Safety and Health Hazard Communication Standard (29 CFR Section 1910.1200):

<input type="checkbox"/> Combustible Liquid	<input type="checkbox"/> Flammable Aerosol	<input type="checkbox"/> Oxidizer
<input type="checkbox"/> Compressed Gas	<input type="checkbox"/> Explosive	<input type="checkbox"/> Pyrophoric
<input type="checkbox"/> Flammable Gas	<input checked="" type="checkbox"/> Health Hazard (See Sections 3 & 11)	<input type="checkbox"/> Unstable
<input type="checkbox"/> Flammable Liquid	<input type="checkbox"/> Organic Peroxide	<input type="checkbox"/> Water Reactive
<input type="checkbox"/> Flammable Solid		

Based on information presently available, this product does not meet any of the hazard definitions of 29 CFR Section 1910.1200.

Note: The information in this data sheet provides information related to the potential hazards associated with dusts which may be produced during cutting or otherwise changing the shape of the tile during installation and/or removal.

16. ADDITIONAL INFORMATION (for intact tile)

Global Harmonization Identification System

GHIS: Health: 4 Fire: 4 Reactivity: 4

Hazardous Material Identification System

HMIS: Health: 0 Fire: 0 Reactivity: 0

National Fire Protection Association

NFPA: Health: 0 Fire: 0 Reactivity: 0

SDS Preparation Date: 03/04/22 Revision Date: N/A

SERENTINA™
GLASS & STONE



Photo features Serentina Zen Herringbone mosaic on backsplash and Theoretical™ Logical Gray 12 x 24 on the floor.

SERENTINA™ GLASS & STONE MOSAICS

Crafted with eye-catching glass and stone, Serentina™ by American Olean® puts luxurious style within reach. Featuring striking geometric designs in three versatile patterns and six unique color blends, the collection offers flexibility to perfectly accent residential spaces. Ideal for backsplashes or tub and shower surrounds, Serentina can also be used as borders or liners to add a subtle touch of elegance.

SERENTINA™

HERRINGBONE GLASS & STONE MOSAIC



BLISS SA93



TRANQUILITY SA94



ZEN SA95



ACCORD SA96



COMPOSURE SA97



SOLITUDE SA98

BLOCK RANDOM GLASS & STONE MOSAIC



BLISS SA93



TRANQUILITY SA94



ZEN SA95



ACCORD SA96



COMPOSURE SA97



SOLITUDE SA98

RANDOM INTERLOCKING GLASS & STONE MOSAIC



BLISS SA93



TRANQUILITY SA94



ZEN SA95



ACCORD SA96



COMPOSURE SA97


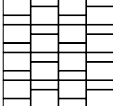



SOLITUDE SA98



Photo features Serentina™ Zen Herringbone mosaic on backsplash.

SIZES

			THICKNESS	SQ. FT./ CARTON	PIECES/ CARTON
	Herringbone Glass & Stone Mosaic ■	11-1/2" x 12-3/4" Sheet (29.21 cm x 32.39 cm Sheet)	1/4"	14.10	15
	Block Random Glass & Stone Mosaic ■	12-1/4" x 11-7/8" Sheet (31.12 cm x 31.18 cm Sheet)	1/4"	15.15	15
	Random Interlocking Glass & Stone Mosaic ■	13-1/4" x 11-3/4" Sheet (33.66 cm x 29.85 cm Sheet)	1/4"	14.70	15

■ Mesh-mounted

INSTALLATION & PRICING

RECOMMENDED GROUT JOINT:
Mosaic: 1/8"

RELATIVE PRICING: Low to Medium

SHADE VARIATION



PERFORMANCE CHARACTERISTICS


	ASTM#	MOSAIC RESULT
Water Absorption	C373	< 0.5%
Breaking Strength	C648	>100 lbs.
Scratch Hardness	MOHS	4.0
Chemical Resistance	C650	Resistant
Abrasion Resistance	C1027	N/A

For additional information on test results, visit us at: americanolean.com/information/TestResults.

USAGE

FLOORS	WALLS	COUNTERTOPS
	W	

APPLICATIONS

	TARGET DCOF WET	SUITABLE
Dry & Level – Interior Floor	N/A	
Wet & Level – Interior Floor	≥ 0.42	
Shower Floors (Residential or Light Commercial)	≥ 0.42	
Exterior Floor Applications (including pool decking & other wet areas with minimal footwear)	≥ 0.60	
Ramps & Inclines	≥ 0.65	
Walls/Backsplashes	N/A	
Countertops	N/A	
Pool Linings	N/A	

A DCOF value of ≥0.42 is the standard for tiles specified for level interior spaces expected to be walked upon when wet, as stated in ANSI A137.1-A326.3. For more information about DCOF and the DCOF AcuTest™, visit americanolean.com/DCOF.

APPLICATION NOTES:

Suitable for exterior wall applications in freezing and non-freezing climates when proper installation methods are followed.

NOTES

For additional information refer to “Factors to Consider” at: americanolean.com/Factors.

Random visuals enhance the natural beauty of this product. To achieve optimal results, all tile should be selected from multiple cartons and shading and graphic arrangement planned prior to installation.

Since there are variations in all glass products, tile and trim supplied for your particular installation may not match samples. Final confirmation should be made from actual tiles and trim prior to installation. Manufactured in accordance with ANSI A137.2 standards.

Use of a white latex modified thin-set is recommended for installation.

WATERWOOD™
GLAZED PORCELAIN & GLAZED CERAMIC



Photo features Waterwood Classic Oak 8 x 40 on the floor and White Oak 8 x 40 on the wall.

Inspired by the bricola wood pillars that grace the waterways of Venice, this unique wood-look tile is not your everyday oak look. This wood is transformed by years of water exposure into a unique look found in only one place in the world. Graceful porcelain planks in 8 x 40 or a 1 ½ inch hexagon mosaic are perfect complements to uncommon designs.

GLAZED PORCELAIN FLOOR TILE



WHITE OAK WD15



WEATHERED OAK WD18



NATURAL OAK WD16



CLASSIC OAK WD17

GLAZED CERAMIC MOSAIC



WHITE OAK WD15



WEATHERED OAK WD18



NATURAL OAK WD16



CLASSIC OAK WD17





All or select items within this series meet the requirements for these qualifications. For more information visit americanolean.com.



Photo features Waterwood Natural Oak 8 x 40 on the floor, White Oak 8 x 40 on the side wall, Natural Oak Hexagon mosaic on the bar and Bricktown™ Greige Parkway 4 x 8 on the bar walls.

SIZES

			THICKNESS	SQ. FT./ CARTON	PIECES/ CARTON
	8 x 40 Floor Tile	7-7/8" x 39-3/8" (20.00 cm x 100.00 cm)	5/16"	10.75	5
	1-1/2 x 1-1/2 Hexagon Mosaic ■■	11-3/8" x 10-1/4" Sheet (28.89 cm x 26.04 cm Sheet)	1/4"	9.72	12

■ Dot-mounted □ Ceramic body

INSTALLATION & PRICING

RECOMMENDED GROUT JOINT:

Floor: 3/16" (Overlap should not exceed 33% when installing tile with a length 15" or greater in a staggered brick-joint pattern.)

Mosaic: 1/8"

RELATIVE PRICING: Medium

SHADE VARIATION



HIGH
(V3)

PERFORMANCE CHARACTERISTICS

	ASTM#	FLOOR RESULT	MOSAIC RESULT
Water Absorption	C373	< 0.5%	< 3.0%
Breaking Strength	C648	> 275 lbs.	> 250 lbs.
Scratch Hardness	MOHS	8.0	8.0
Chemical Resistance	C650	Resistant	Resistant
Abrasion Resistance	C1027	3	3

For additional information on test results, visit us at: americanolean.com/information/TestResults.

USAGE

FLOORS	WALLS	COUNTERTOPS
F	W	C

APPLICATIONS

	TARGET DCOF WET	SUITABLE
Dry & Level – Interior Floor	N/A	●
Wet & Level – Interior Floor	≥ 0.42	●
Shower Floors (Residential or Light Commercial)	≥ 0.42	●*
Exterior Floor Applications (including pool decking & other wet areas with minimal footwear)	≥ 0.60	
Ramps & Inclines	≥ 0.65	
Walls/Backsplashes	N/A	●
Countertops	N/A	●
Pool Linings	N/A	●*

A DCOF value of ≥0.42 is the standard for tiles specified for level interior spaces expected to be walked upon when wet, as stated in ANSI A137.1-A326.3. For more information about DCOF and the DCOF AcuTest™, visit americanolean.com/DCOF.

APPLICATION NOTES:

Floor tile suitable for exterior applications in freezing and non-freezing climates, when proper installation methods are followed.

Mosaic tile suitable for exterior applications in non-freezing climates, when proper installation methods are followed.

*Mosaic tile only

NOTES

Since there are variations in all fired ceramic and natural products, tile and trim supplied for your particular installation may not match samples. Final confirmation should be made from actual tiles and trim prior to installation. Manufactured in accordance with ANSI A137.1 standards.

Not for use on ramps. Water, oil, grease, improper drainage and certain footwear can create slippery conditions. Floor applications expected to be exposed to these conditions require extra caution in product selection.

For additional information refer to "Factors to Consider" at: americanolean.com/Factors.

Special consideration needs to be given when installing tiles greater than 15 inches. Please refer to americanolean.com/LargeTiles for more information.

Use of a latex modified thin-set is recommended for installation. For more information, visit americanolean.com.

WINDMERE™

GLAZED CERAMIC FLOOR & MOSAIC

AMERICAN OLEAN®



CONCRETE LOOK



AMERICAN OLEAN®
PROVEN IN TILE™

WINDMERE™

An impeccable blend of smooth concrete and weathered stone, Windmere by American Olean® modernizes a traditional look to create a minimalist design. Enjoy simplicity with an essence of sophistication, expanding your scope of design with a full assortment of floor sizes. A soothing, monochromatic color palette finishes the look, making Windmere the ideal choice for versatility.

Cover photo and above photo feature Windmere English Grey 18 x 18 on the floor.

FINISHES: MATTE

USAGE



MATERIAL



PRICING



SPECIAL FEATURES



NOT APPLICABLE FOR ALL PRODUCTS IN THIS SERIES. SEE CHARTS FOR FULL PRODUCT DETAILS.

CONCRETE LOOK

FLOOR TILE




SCOTTISH WHITE WI01



ENGLISH GREY WI03

2 x 2 MOSAIC



SCOTTISH WHITE WI01



ENGLISH GREY WI03



SLIP RESISTANT



STAINPROOF



DENTPROOF



SCRATCH-RESISTANT



FIRE-RESISTANT



SIMPLICLEAN™

VISIT AMERICANOLEAN.COM/WHYTILE FOR A COMPLETE LIST OF QUALIFICATIONS AND EXCLUSIONS.

WINDMERE™

GLAZED CERAMIC FLOOR & MOSAIC

AMERICAN OLEAN®

FINISHES: MATTE

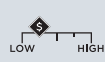
USAGE



MATERIAL



PRICING



SPECIAL FEATURES



NOT APPLICABLE FOR ALL PRODUCTS IN THIS SERIES. SEE CHARTS FOR FULL PRODUCT DETAILS.

CONCRETE LOOK

SIZES

			THICKNESS	SQ. FT./ CARTON	PIECES/ CARTON
	18 x 18 Floor Tile	17-11/16" x 17-11/16" (45.01 cm x 45.01 cm)	5/16"	19.62	9
	12 x 24 Floor Tile	11-13/16" x 23-11/16" 30.02 cm x 60.12 cm	5/16"	17.49	9
	12 x 12 Floor Tile	11-13/16" x 11-13/16" (30.02 cm x 30.02 cm)	5/16"	16.49	17
	2 x 2 Mosaic (Dot-mounted)	12" x 24" Sheet (30.48 cm x 60.96 cm Sheet)	1/4"	24.00	12

APPLICATIONS

	TARGET DCOF WET	SUITABLE
Dry & Level – Interior Floor	N/A	●
Wet & Level – Interior Floor	≥ 0.42	●
Shower Floors (Residential or Light Commercial)	≥ 0.42	●*
Exterior Floor Applications (including patios, pool decking & other wet areas with minimal footwear)	≥ 0.60	
Ramps & Inclines	≥ 0.65	
Walls/Backsplashes	N/A	●
Countertops	N/A	●
Pool Linings	N/A	●*

A DCOF value of ≥ 0.42 is the standard for tiles specified for level interior spaces expected to be walked upon when wet, as stated in ANSI A137.1-A326.3. For more information about DCOF and the DCOF AcuTest™, visit americanolean.com/DCOF.

APPLICATION NOTES:

Suitable for exterior applications (provided it is noted as suitable in the applications chart above) in non-freezing climates, when proper installation methods are followed.

* Mosaic tile only.

TRIM

			NUMBER	PIECES/ CARTON
	Floor Bullnose	3 x 12	P43C9	22

INSTALLATION

Grout Joint Recommendation	Shade Variation
<p>Floor: 3/16" (Overlap should not exceed 33% when installing tile with a length 15" or greater in a staggered brick-joint pattern.)</p> <p>Mosaic: 1/8"</p>	<p>MEDIUM (V2)</p>

PERFORMANCE CHARACTERISTICS

	ASTM#	FLOOR RESULT	MOSAIC RESULT
Water Absorption	C373	< 7.0%	< 3.0%
Breaking Strength	C648	> 250 lbs.	> 250 lbs.
Scratch Hardness	MOHS	7.0	7.0
Chemical Resistance	C650	Resistant	Resistant

For additional information on test results, visit us at: americanolean.com/information/TestResults.

DURABILITY

Floor Surface Wear Resistance

1 Residential Bathrooms	③	All Residential / Light Commercial
2 All Residential Areas	4	All Residential / Commercial

NOTES

Since there are variations in all fired ceramic and natural products, tile and trim supplied for your particular installation may not match samples. Final confirmation should be made from actual tiles and trim prior to installation. Manufactured in accordance with ANSI A137.1 standards.

Not for use on ramps. Water, oil, grease, improper drainage and certain footwear can create slippery conditions. Floor applications expected to be exposed to these conditions require extra caution in product selection.

For additional information refer to "Factors to Consider" at: americanolean.com/Factors.

Special consideration needs to be given when installing tiles greater than 15 inches. Please refer to americanolean.com/LargeTiles for more information.

FEATURES



All or select items within this series meet the requirements for these qualifications. For more information visit americanolean.com.

888.AOT.TILE



AMERICAN OLEAN®
PROVEN IN TILE™

