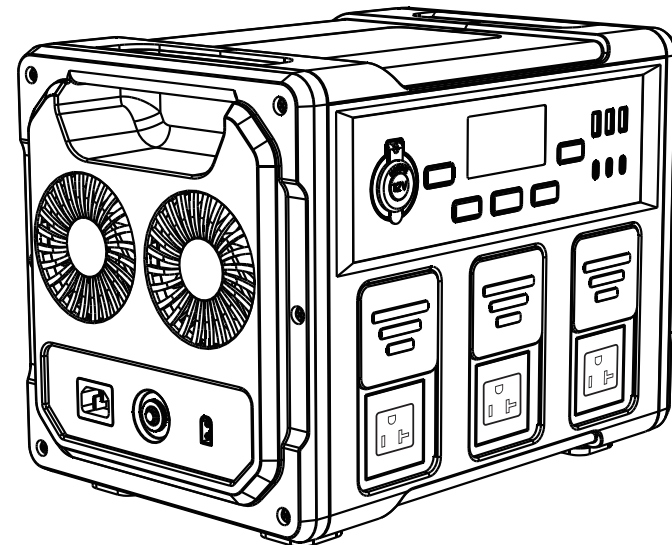


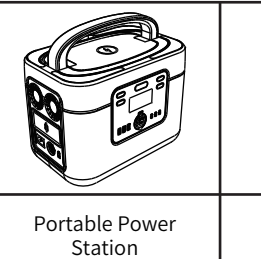
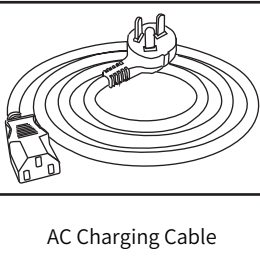
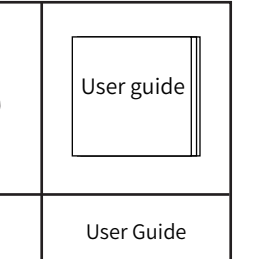
**KINGBOSS** **SUPER FAST CHARGING 1.5 HOURS FULL CHARGE**  
Portable Power Station

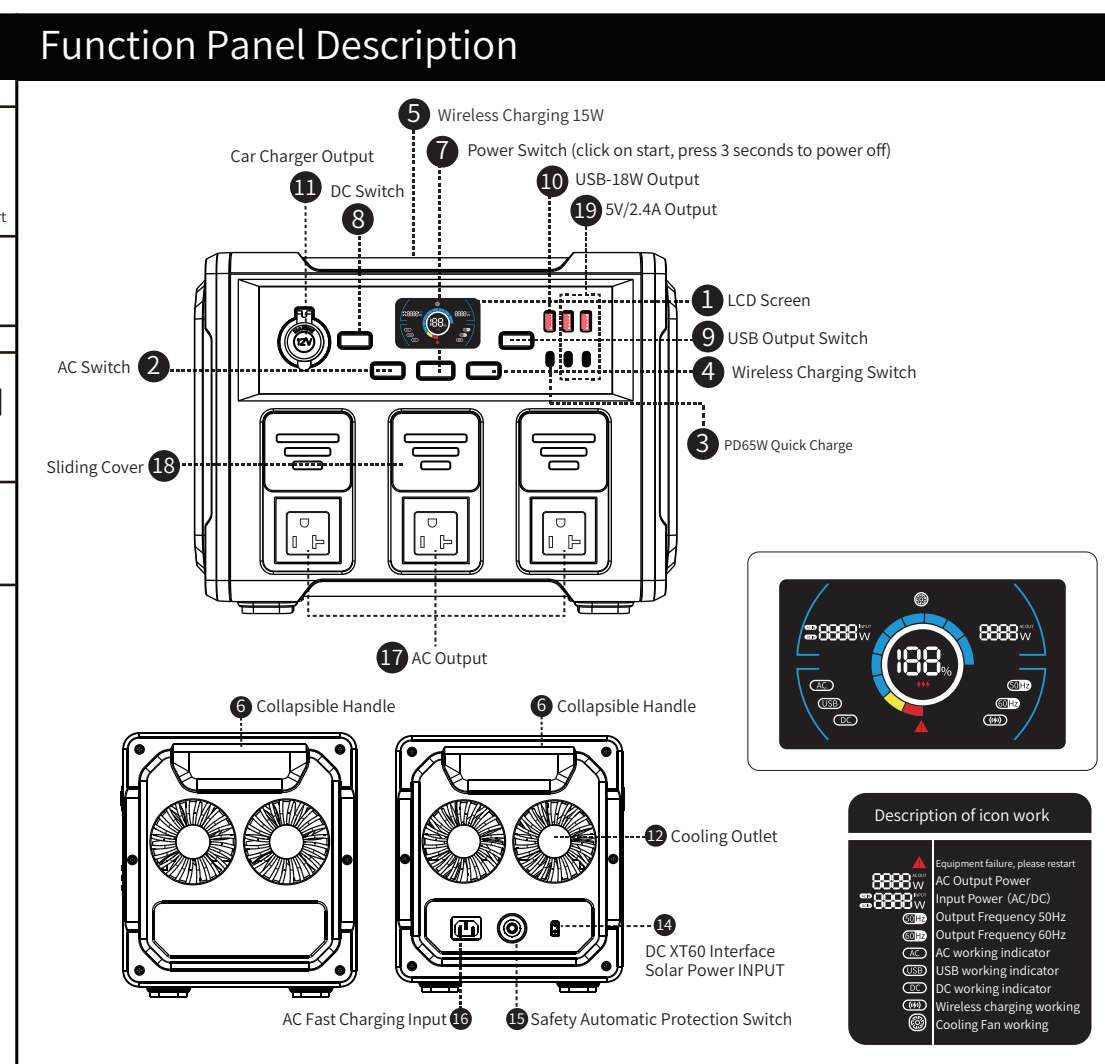


**MPPT** Solar energy Charging  
Maximum Power Point Tracking

AC 110V 1000W INPUT  
1200W/1050Wh

Technical Parameters	
Battery Capacity: 1050Wh 328300mAh	Weight: 12.6 KG
Wireless Output: Yes	USB-C Output: 370*245*227mm
MPPT Charging Efficiency: >95%	Solar Energy: PD-65W*1, 5V/2.4A*2
AC Output: 110V/10.9A 1200W Maximum	USB Output: QC18W*1, USB2.0*2
Battery Type: Lithium iron phosphate	Charging Temperature: >2000
Storage Temperature: -10~40°C	Working Temperature: 0~40°C
Protection System: Overcharge / Overdischarge Protection, Overcurrent / Overtemperature Protection, Short Circuit / Overvoltage Protection etc.	Warranty: 2 year
Certificate: CE/FCC, UN38.3, PSE/MSDS	Lighting: 3W



- ### Precautions For Use
- Press the button: the screen lights up. After about 60 seconds, the screen's backlight automatically turns off.
  - When the ②④⑧⑨ buttons are pressed, the output port is turned on to power the device(s).
  - When the power output port is not used, press ②④⑧⑨ buttons to turn it off to save power.
  - Low temperature may affect the battery capacity of the product. The product can be charged in the temperature range of 0-40°C. The ideal temperature during use is between -10°C and 40°C.
  - For the first use, the product is recommended to be fully charged to avoid the lack of power. After the device is fully charged, the cooling fans, which are used for cooling the device, will continue to work for about 2 minutes after the charging power cord is unplugged (the specific time may vary with the scene temperature). Pay attention to prevent dust particles or foreign matter from being inhaled into the equipment, otherwise it will easily lead to internal damage.
  - After the discharge is terminated, the device fan will continue to work for about 30 minutes to reduce the device temperature to a reasonable temperature (the time may vary with the scene temperature). Current of more than 15A or if the equipment temperature is too high, will trigger automatic power-off protection.
  - During the charging and discharging process, first plug the cable to the device and then to the socket. Only then turn on the charging and discharging switch, otherwise there might be a spark.

- ### Charging Modes
- Before using or storing the product, please use the charger to charge the product. When charging, the indicator light is blue. The LED screen will display the current charging ratio and charging power. When the LED screen shows 100% power, it means full charge. The charging process is about 1.5 hours. The current power can be viewed through the LED screen.
- Standard charger, about 1.5 hours
  - Car charger, about 24 hours
  - 300W solar photovoltaic panel, about 3.5 hours
- The charging time is determined by the intensity of sunlight. Supports solar photovoltaic panel MPPT function charging (12V-30V).
- The above data are from the laboratory. The test data may vary due to the using environment, use method and other factors.

**KINGBOSS**











KingBoss kingboss\_theOfficial kingboss\_official KingBoss



Fault phenomenon	Troubleshooting	Solutions
The product cannot be charged	1. The charger and product are not in good contact with the main power supply (the charging indicator is not on).	Check whether the charger and product are in good contact with the main power.
	2. The contact is good, but the charging indicator is not on.	If the charger is broken, please contact us at support@kingboss.us.
	3. Even if the charging indicator light is on, the product still can't be charged.	If the product is broken, please contact us at support@kingboss.us.
The product has no output	1. The cable connecting the equipment to the product is not plugged in properly.	Make sure that the equipment is well connected to the product.
	2. The output port switch is not turned on.	Turn on the port output switch, and the indicator light will turn on.
	3. Low power consumption.	Charge the product.
	4. There is still no output, according to points 1, 2, 3 above.	If the product is broken, contact us at support@kingboss.us.
Device output interrupts	1. The power capacity of the equipment or its instantaneous power is greater than the power capacity of the product.	Select higher power energy storage products.
	2. If the equipment used is short circuited, an alarm symbol will appear on the screen, an alarm sound will be sent and the product will automatically turn off the output within 15 seconds.	It is not a product problem. It is recommended to replace the equipment.
	3. The output still turns off even after following points 1, 2 above.	If the product is broken, contact us at support@kingboss.us.




- ### Warnings and precautions
- Always follow basic precautions when using the product.
  - Read all instructions before use.
  - Close supervision is required when using near children.
  - The unit is not intended for people with reduced physical, sensory or mental capacities. Supervision by a person responsible for their safety is required.
  - Use recommended accessories only to prevent electric shock.
  - When not in use, remove power plug from socket.
  - Never disassemble product: risks of fire, explosion or electric shock might occur.
  - Do not use with damaged wires, plugs or output cables: risk of electric shock might occur.
  - Always use in a dry and well ventilated area.
  - Do not drop, place heavy objects on or allow strong impact to damage the unit.
  - Exposing the product to fire or extreme heat (direct sunlight or car interior) may cause fire, explosion and safety risks. The internal battery may overheat, causing function failure and reducing the service life of battery.
  - Charge the battery every three months for conditioning.

- ### FAQs
- Can the product be transported by airplane?**  
The product may not be transported by airplane. Lithium ion (rechargeable) batteries are limited to a rating of 100 watt hours (Wh) per battery.
  - If the power of the equipment is within the rated output power range of the product, can it still be used?**  
If the power consumption of the product is less than 20%, supplemental power is required. If the peak value of the equipment exceeds the rated output power of the product, it will not be supported.
  - Why does the product make noises when using it?**  
Faint noise might occur when the air cooling system within the power station turns on to help with heat dissipation.
  - Is heat coming from your charger normal when charging?**  
The charger is in line with national safety standards. Heat when charging is normal.

### Warranty

**GET YOUR 2 YEAR WARRANTY**

Scan this QR code to register your product or go to this link [kingboss.us/warranty](http://kingboss.us/warranty)

**Open QR Scanner in your camera**      **Scan your QR Code**      **Click on the link that will take you to our website**

**Guarantee:** Guarantees that there will be no product defects under normal use.

**Liability Period:** Two years from the date of purchase.

**Not covered by warranty:** Damaged appearance, disassembly, natural disasters, lightning or accidents.

### Portable Power Station Solar Generator

Certificate

Inspector: \_\_\_\_\_

Inspection date: \_\_\_\_\_