



















Measurements 7-15 - Imperial

Size Chart

Size (inch)									
	7	8	9	10	11	12	13	14	15
Bust	43	45	47	49	51	53	55	57	59
Waist	36	38	40	42	44	46	48	50	52
Hip	46	48	50	52	54	56	58	60	62

Made to Sew patterns in sizes 7-15 are drafted for a D Cup.

Finished Garment (inch)										
		7	8	9	10	11	12	13	14	15
	Ease									
Bust	2 ³ / ₄	45 ³ / ₄	47 ³ / ₄	49 ³ / ₄	51 ³ / ₄	53 ³ / ₄	55 ³ / ₄	57 ³ / ₄	59 ³ / ₄	61 ³ / ₄
Waist	3 ¹ / ₄	39 ¹ / ₄	41 ¹ / ₄	43 ¹ / ₄	45 ¹ / ₄	47 ¹ / ₄	49 ¹ / ₄	51 ¹ / ₄	53 ¹ / ₄	55 ¹ / ₄
Hem	2 ¹ / ₂	46 ³ / ₄	48 ³ / ₄	50 ³ / ₄	52 ³ / ₄	54 ³ / ₄	56 ³ / ₄	58 ³ / ₄	60 ³ / ₄	62 ³ / ₄
Bicep	1 ¹ / ₂	16	16 ¹ / ₂	17	17 ¹ / ₂	18	18 ¹ / ₂	19	19 ¹ / ₂	20
Back Length		15 ¹ / ₈	15 ³ / ₈	15 ⁵ / ₈	15 ⁷ / ₈	16 ¹ / ₈	16 ³ / ₈	16 ⁵ / ₈	16 ⁷ / ₈	17 ¹ / ₈
Back Waist to Hem		6	6 ¹ / ₈	6 ¹ / ₄	6 ³ / ₈	6 ¹ / ₂	6 ⁵ / ₈	6 ³ / ₄	6 ⁷ / ₈	7
Finished Length - Jacket		21 ¹ / ₂	21 ⁷ / ₈	22 ¹ / ₄	22 ⁵ / ₈	23	23 ³ / ₈	23 ³ / ₄	24 ¹ / ₈	24 ¹ / ₂
Finished Length - Sleeve (elbow)		13 ¹ / ₂	13 ³ / ₄	14	14 ¹ / ₄	14 ¹ / ₂	14 ³ / ₄	15	15 ¹ / ₄	15 ¹ / ₂
Finished Length - Sleeve		23 ¹ / ₈	23 ³ / ₈	23 ⁵ / ₈	23 ⁷ / ₈	24 ¹ / ₈	24 ³ / ₈	24 ⁵ / ₈	24 ⁷ / ₈	25 ¹ / ₈