



















45" Wide (yard)									
	7	8	9	10	11	12	13	14	15

**Jacket**

Outer	3	3	3	3	3½	3½	3½	3½	3½
Lining	2	2	2	2	2¼	2¼	2¼	2¼	2¼
Interfacing (medium)	¼	¼	¼	¼	¼	¼	¼	¼	¼
Interfacing (lightweight)	½	½	½	½	½	½	½	½	½

54" Wide (yard)									
	7	8	9	10	11	12	13	14	15

**Jacket**

Outer	2¾	2¾	2¾	2¾	3½	3½	3½	3½	3½
Lining	2	2	2	2	2¼	2¼	2¼	2¼	2¼
Interfacing (medium)	¼	¼	¼	¼	¼	¼	¼	¼	¼
Interfacing (lightweight)	½	½	½	½	½	½	½	½	½

**Leather**

Leather is measured in square feet or square metres. The amount of leather required will depend on the size of the skins purchased.

Smaller skins (such as sheep or goat leather), may require a greater sq. ft. size, as fewer pattern pieces will fit on each skin.

The average amount of leather required for a jacket is **35 sq. ft.** Sizes above a size 8 or patterns with adjustments may require more. It is always better to purchase more than required, as colour matching skins from different bundles can be tricky.