










115cm Wide (metre)									
	0	1	2	3	4	5	6	7	8

Jacket

Outer	2	2	2	2.1	2.1	2.5	2.5	2.5	2.5
Lining	1.2	1.2	1.2	1.7	1.7	1.8	1.8	1.8	1.8
Interfacing (medium)	0.8	0.8	0.8	0.8	0.8	0.8	0.8	0.8	0.8
Interfacing (lightweight)	0.3	0.3	0.3	0.3	0.3	0.3	0.3	0.3	0.3

140cm Wide (metre)									
	0	1	2	3	4	5	6	7	8

Jacket

Outer	2	2	2	2	2	2.3	2.3	2.3	2.3
Lining	1.2	1.2	1.2	1.3	1.3	1.5	1.5	1.5	1.5
Interfacing (medium)	0.8	0.8	0.8	0.8	0.8	0.8	0.8	0.8	0.8
Interfacing (lightweight)	0.3	0.3	0.3	0.3	0.3	0.3	0.3	0.3	0.3

Leather

Leather is measured in square feet or square metres. The amount of leather required will depend on the size of the skins purchased.

Smaller skins (such as sheep or goat leather), may require a greater sq. ft. size, as fewer pattern pieces will fit on each skin.

The average amount of leather required for a jacket is **35 sq. ft.** Sizes above a size 8 or patterns with adjustments may require more. It is always better to purchase more than required, as colour matching skins from different bundles can be tricky.