




























115cm Wide (metre)									
	0	1	2	3	4	5	6	7	8
<b>Top</b>									
Top - Short Sleeve	0.8	0.8	0.8	0.8	0.9	1.2	1.2	1.25	1.5
Top - 3/4 Sleeve	1	1	1.1	1.1	1.1	1.4	1.5	1.5	1.75
Top - Long Sleeve	1.25	1.25	1.25	1.25	1.25	1.6	1.7	1.7	1.9
<b>Dress</b>									
Dress - Short Sleeve	1.25	1.25	1.25	1.25	1.25	2	2.1	2.1	2.3
Dress - 3/4 Sleeve	1.5	1.5	1.5	1.5	1.5	2.25	2.25	2.3	2.6
Dress - Long Sleeve	1.7	1.7	1.7	1.7	1.7	2.4	2.5	2.5	2.75

140cm Wide (metre)									
	0	1	2	3	4	5	6	7	8
<b>Top</b>									
Top - Short Sleeve	0.8	0.8	0.8	0.8	0.8	0.9	0.9	0.9	0.9
Top - 3/4 Sleeve	1	1	1	1	1	1.1	1.1	1.1	1.2
Top - Long Sleeve	1.25	1.25	1.25	1.25	1.25	1.3	1.3	1.3	1.3
<b>Dress</b>									
Dress - Short Sleeve	1.25	1.25	1.25	1.25	1.25	1.25	1.3	1.3	1.3
Dress - 3/4 Sleeve	1.5	1.5	1.5	1.5	1.5	1.5	1.5	1.6	1.6
Dress - Long Sleeve	1.7	1.7	1.7	1.7	1.7	1.7	1.7	1.75	1.75

Fusable (metre)									
	0	1	2	3	4	5	6	7	8
All Options	0.25	0.25	0.25	0.25	0.25	0.25	0.25	0.25	0.25

Fabric requirements are calculated for a nap layout.