



















115cm Wide (metre)									
	7	8	9	10	11	12	13	14	15

**Sleeveless**

Top	1.6	1.7	1.75	1.75	1.8	1.8	1.9	1.9	1.9
Dress	2.6	2.7	2.75	2.75	2.8	2.8	2.9	3	3

**With Sleeves**

Top - Short Sleeve	1.4	1.6	1.6	1.75	1.75	1.75	1.75	1.75	2.3
Top - 3/4 Sleeve	1.6	1.75	1.9	1.9	1.9	1.9	2	2	2.5
Dress - Short Sleeve	2.5	2.6	2.6	2.7	2.75	2.75	2.75	2.8	2.8
Dress - 3/4 Sleeve	2.7	2.75	2.75	2.9	2.9	2.9	3	3	3

140cm Wide (metre)									
	7	8	9	10	11	12	13	14	15

**Sleeveless**

Top	0.9	1	1.6	1.6	1.6	1.7	1.75	1.8	1.9
Dress	1.4	2	2.6	2.6	2.6	2.7	2.75	2.8	2.9

**With Sleeves**

Top - Short Sleeve	1	1.1	1.4	1.4	1.4	1.75	1.75	1.75	1.75
Top - 3/4 Sleeve	1.2	1.25	1.6	1.6	1.6	2	2	2	2
Dress - Short Sleeve	1.5	1.6	2.4	2.4	2.4	2.75	2.8	2.8	2.8
Dress - 3/4 Sleeve	1.7	1.75	2.6	2.6	2.6	3	3	3	3

Fabric requirements are calculated for a nap layout.